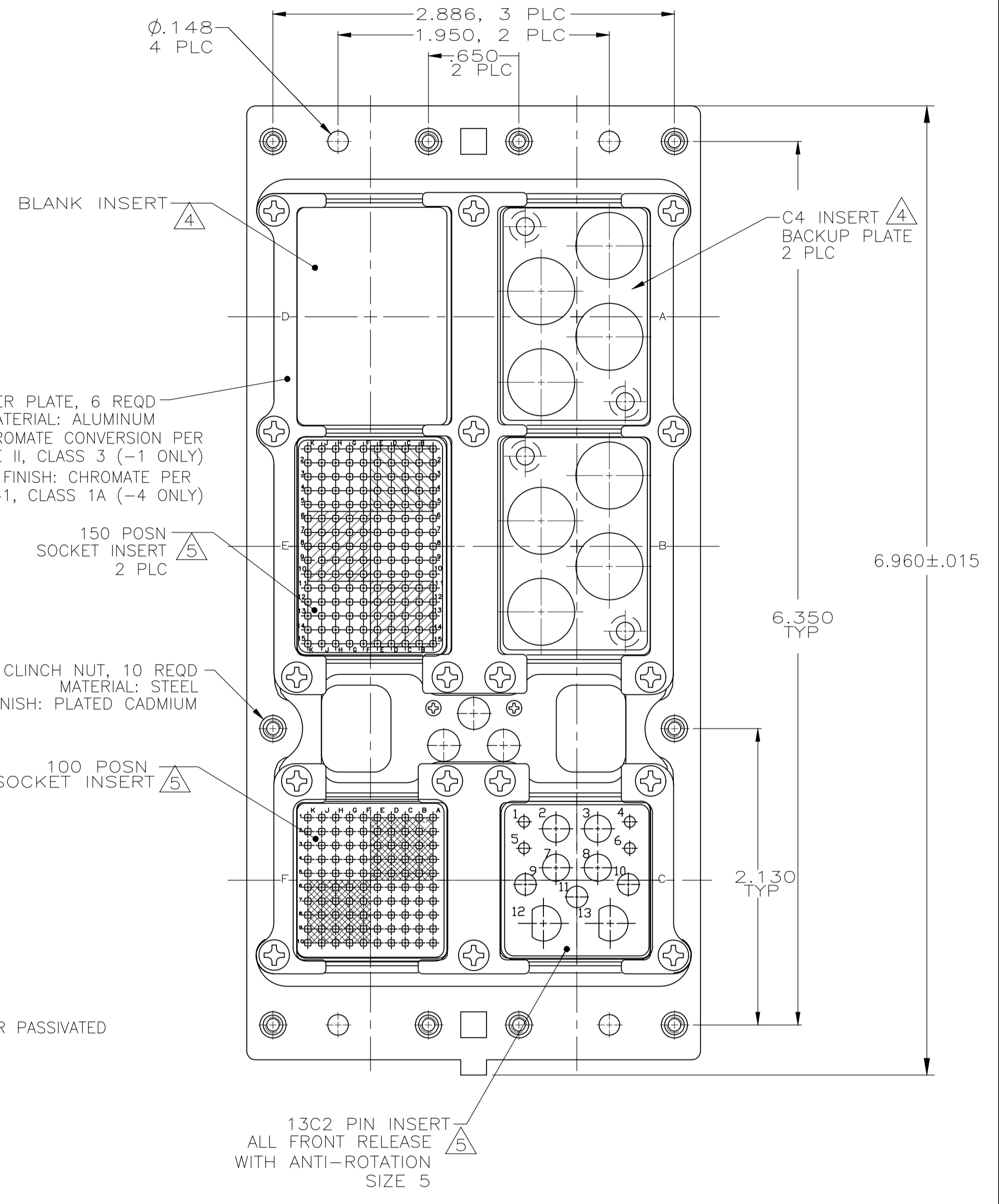
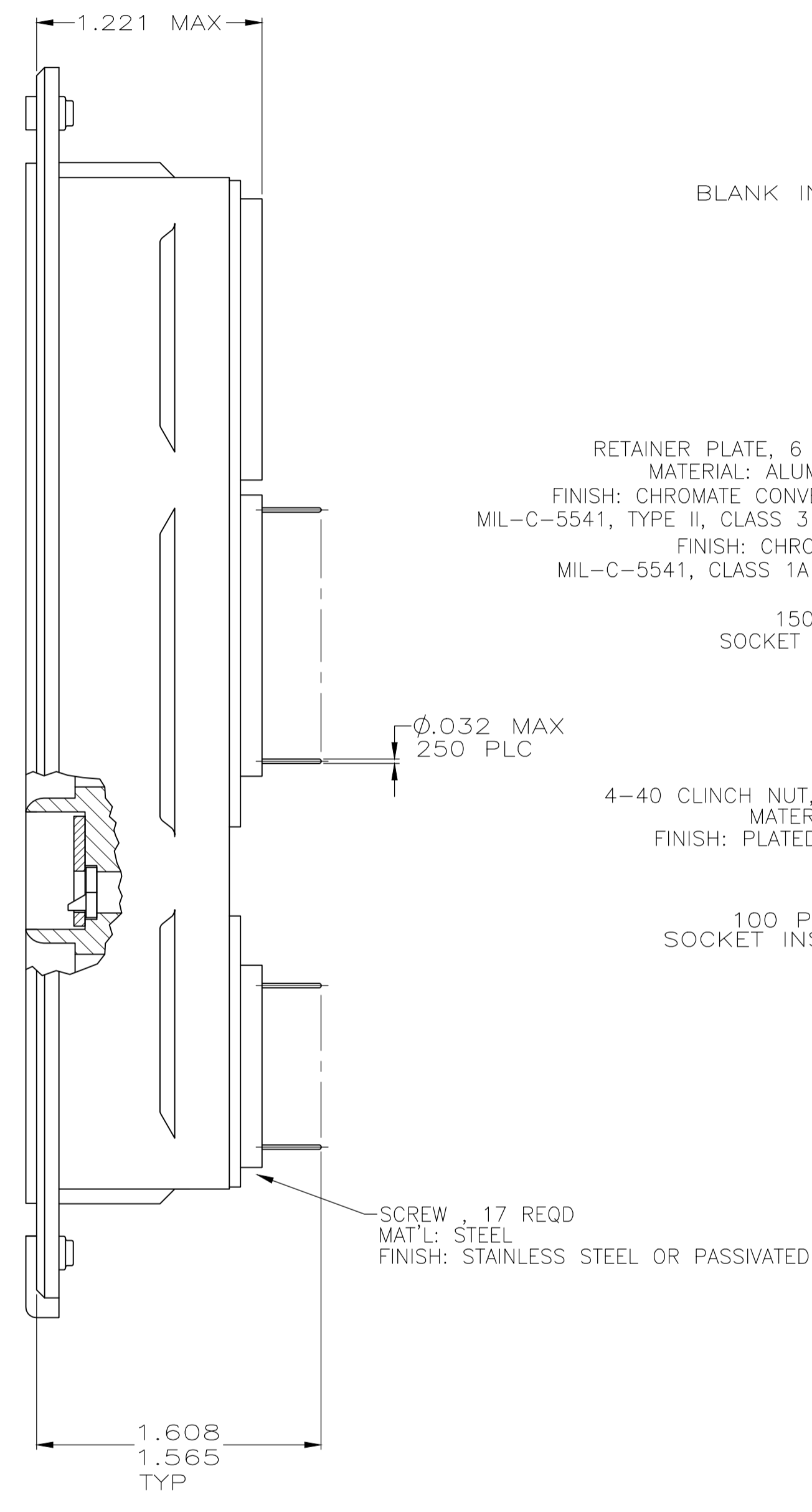
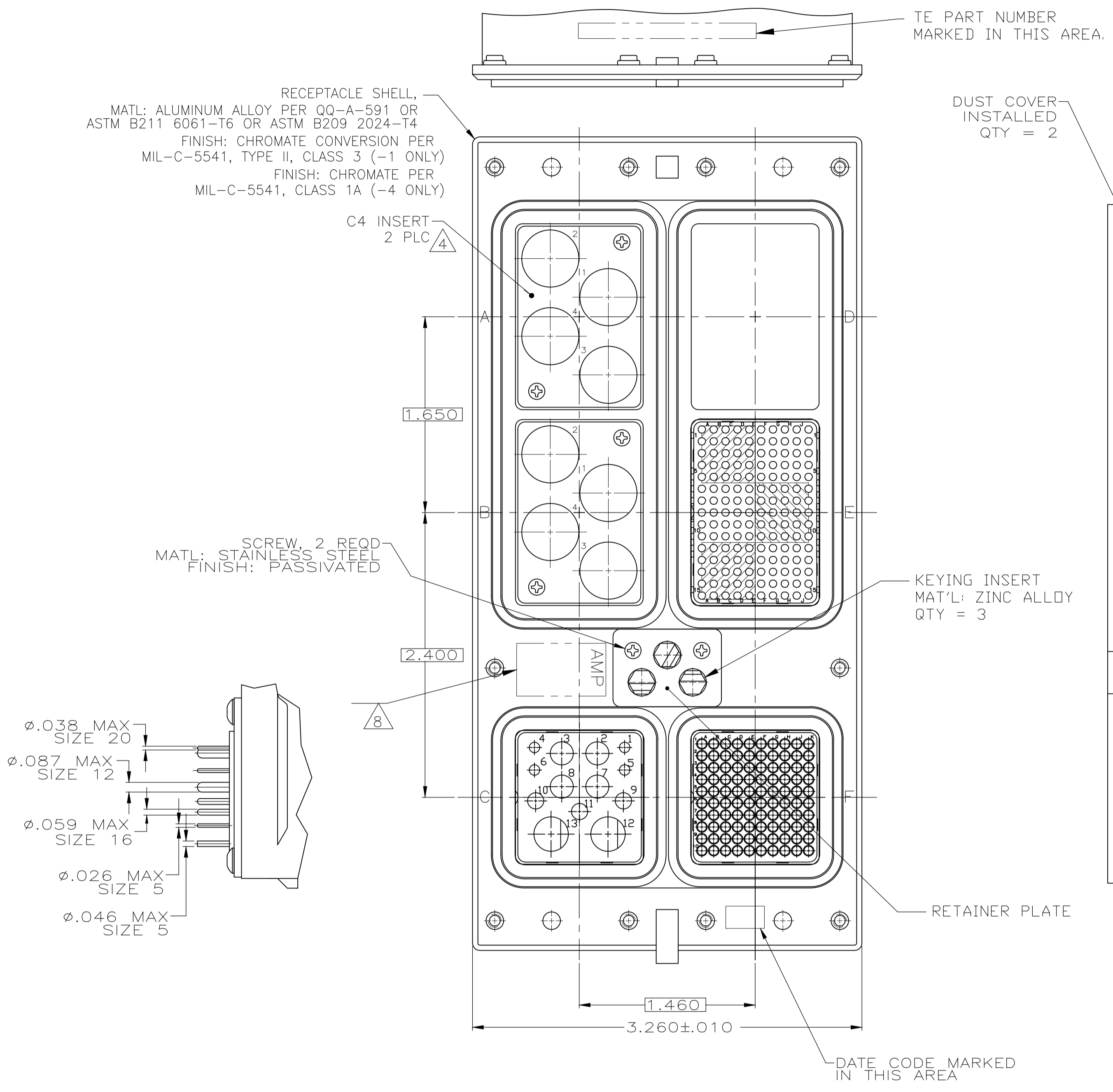


REVISIONS					
P	LTR	DESCRIPTION	DATE	DMN	APVD
P		REVISED PER ECO-17-018523	19JAN2018	PHM	CT

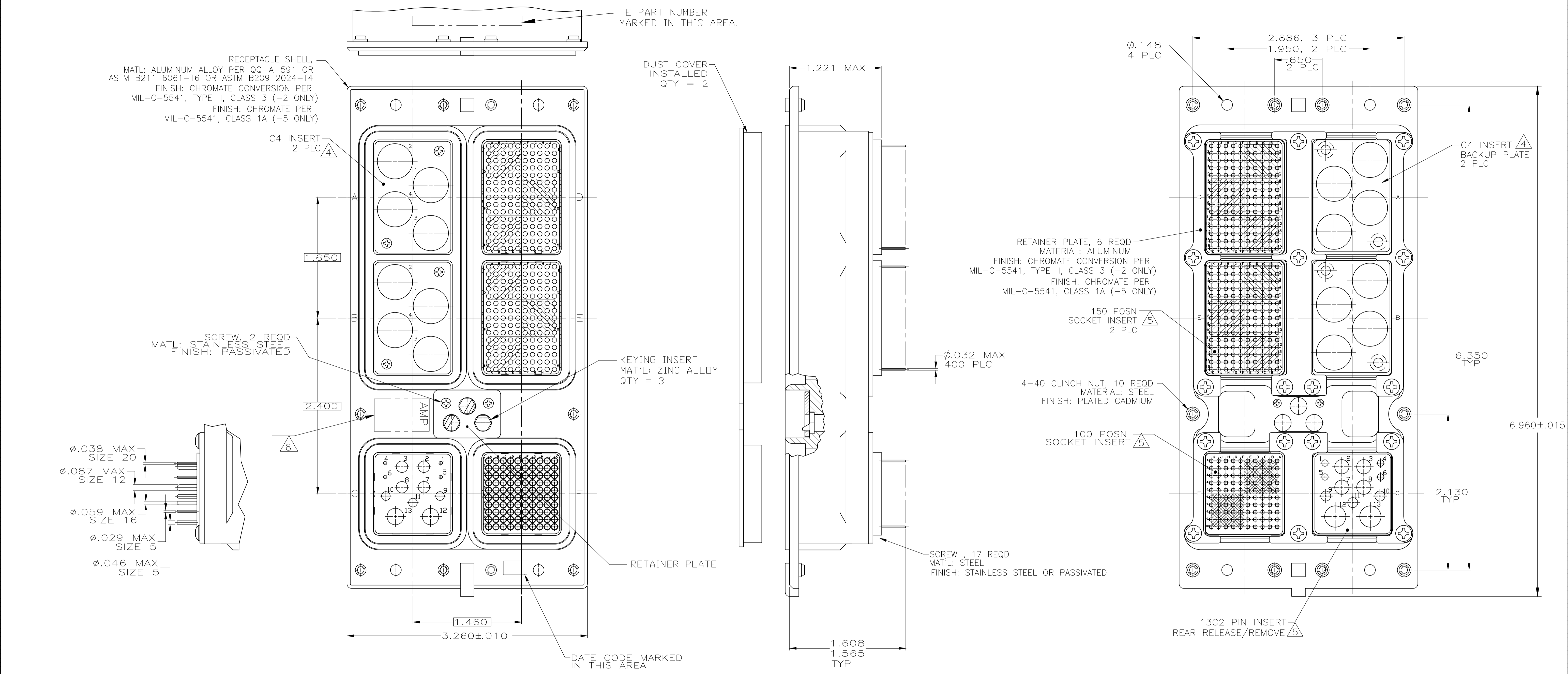


- CONNECTOR DIMENSIONS ARE PER ARINC 600 SPECIFICATION
- FOLLOWING CONTACTS ARE INCLUDED AND LOADED:
 SIZE 22 SOCKET: TE P/N 1-211431-4; QTY=250 (-1 ONLY)
 SIZE 22 SOCKET: NON-REMOVABLE STAMPED & FORMED; QTY=250 (-4 ONLY)
 SIZE 20 PIN CONTACT: TE P/N 2-448138-7; QTY=4
 SIZE 16 PIN: TE P/N 2-448139-2; QTY: 3
 SIZE 12 PIN: TE P/N 1-148140-9; QTY: 4
 SIZE 5 COAX: TE P/N 1484201-4; QTY=2
 ALL SOLDER POSTS ARE SOLDER DIPPED.
- POLARIZING KEYS ARE INSTALLED IN POSITION 40.
- INSERT MATERIAL: DIE CAST ALUMINUM PER ASTM-B-85.
 INSERT FINISH: CHROMATE PER MIL-C05541, CLASS 1A
- INSERT MATERIAL: THERMOPLASTIC OR THERMOSET EPOXY.
- SIZE 1 COAX CONTACTS NOT INCLUDED, MUST BE ORDERED SEPARATELY
- THE C4 INSERT BACKUP PLATES AND SCREWS ARE ASSEMBLED TO CONNECTOR
- TE LOGO APPEARS IN THIS APPROXIMATE LOCATION ON MACHINED FROM BILLET SHELLS.
- ASSEMBLY SHOWN WITH DIE CAST SHELL. ASSEMBLIES WITH MACHINED SHELLS MAY VARY SLIGHTLY IN APPEARANCE.

MODULE E & F: MONDBLOCK INSERTS WITH NON-REMOVABLE STAMPED & FORMED SIZE 22 SOCKET CONTACTS	1484510-4
MODULE E & F: FRONT RELEASE INSERTS WITH STANDARD SIZE 22 SOCKET CONTACTS	1484510-1
REMARKS	PART NUMBER

THIS DRAWING IS A CONTROLLED DOCUMENT.		DMN: S. HOFFMAN 10/14/02	TE Connectivity											
DIMENSIONS: INCHES		CHK: S. GLATFELTER 10-24-02	NAME: RECEPTACLE ASSY, SIZE 3, TCAS											
TOLERANCES UNLESS OTHERWISE SPECIFIED:		APVD: S. GLATFELTER 10-24-02	PRODUCT SPEC: APPLICATION SPEC											
<table border="1"> <tr><td>0 PLC</td><td>± .005</td></tr> <tr><td>1 PLC</td><td>± .005</td></tr> <tr><td>2 PLC</td><td>± .005</td></tr> <tr><td>3 PLC</td><td>± .005</td></tr> <tr><td>4 PLC</td><td>± .005</td></tr> </table>		0 PLC	± .005	1 PLC	± .005	2 PLC	± .005	3 PLC	± .005	4 PLC	± .005	SIZE: A1	CAGE CODE: 00779	DRAWING NO: 1484510
0 PLC	± .005													
1 PLC	± .005													
2 PLC	± .005													
3 PLC	± .005													
4 PLC	± .005													
MATERIAL: SEE CALLOUTS		FINISH: SEE CALLOUTS	WEIGHT: 0	RESTRICTED TO: P										
CUSTOMER DRAWING		SCALE: 3:2	SHEET: 1 OF 3	REV: P										

REVISIONS				
P	LTR	DESCRIPTION	DATE	APPD
-	-	SEE SHEET 1	-	-



- CONNECTOR DIMENSIONS ARE PER ARINC 600 SPECIFICATION
- FOLLOWING CONTACTS ARE INCLUDED AND LOADED:
 SIZE 22 SOCKET: TE P/N 1-211431-4; QTY=400 (-2 ONLY)
 SIZE 22 SOCKET: NON-REMOVABLE STAMPED & FORMED; QTY=400 (-5 ONLY)
 SIZE 20 PIN CONTACT: TE P/N 1663533-3; QTY=4
 SIZE 16 PIN: TE P/N 1663128-6, QTY: 3
 SIZE 12 PIN: TE P/N 1663129-6, QTY: 4
 SIZE 5 COAX: P/N 1663535-1; QTY=1 (POSTED CONTACT) IN POSN 12
 SIZE 5 COAX: P/N 1663389-1; QTY=1 (SIZE 5 TO SMB ADAPTER) IN POSN 13
 ALL SOLDER POSTS ARE SOLDER DIPPED.

- POLARIZING KEYS ARE INSTALLED IN POSITION 52.
- INSERT MATERIAL: DIE CAST ALUMINUM PER ASTM-B-85. INSERT FINISH: CHROMATE PER MIL-C-5541, CLASS 1A
- INSERT MATERIAL: THERMOPLASTIC OR THERMOSET EPOXY.
- SIZE 1 COAX CONTACTS NOT INCLUDED, MUST BE ORDERED SEPARATELY
- THE C4 INSERT BACKUP PLATES AND SCREWS ARE ASSEMBLED TO CONNECTOR
- TE LOGO APPEARS IN THIS APPROXIMATE LOCATION ON MACHINED FROM BILLET SHELLS.
- ASSEMBLY SHOWN WITH DIE CAST SHELL. ASSEMBLIES WITH MACHINED SHELLS MAY VARY SLIGHTLY IN APPEARANCE.

MODULE D, E & F: MONOBLOCK INSERTS WITH NON-REMOVABLE STAMPED & FORMED SIZE 22 SOCKET CONTACTS	1484510-5
MODULE D, E & F: FRONT RELEASE INSERTS WITH STANDARD SIZE 22 SOCKET CONTACTS	1484510-2
REMARKS	PART NUMBER

THIS DRAWING IS A CONTROLLED DOCUMENT.		DIN S. HOFFMAN 10/14/02		TE Connectivity																																				
DIMENSIONS: INCHES		TOLERANCES UNLESS OTHERWISE SPECIFIED:		S. GLATFELTER 10-24-02																																				
<table border="1"> <tr><td>0 PLC</td><td>±</td><td>-</td></tr> <tr><td>1 PLC</td><td>±</td><td>-</td></tr> <tr><td>2 PLC</td><td>±</td><td>-</td></tr> <tr><td>3 PLC</td><td>±</td><td>.005</td></tr> <tr><td>4 PLC</td><td>±</td><td>-</td></tr> </table>		0 PLC	±	-	1 PLC	±	-	2 PLC	±	-	3 PLC	±	.005	4 PLC	±	-	<table border="1"> <tr><td>APVD</td><td>S. GLATFELTER</td><td>NAME</td><td></td></tr> <tr><td>PRODUCT SPEC</td><td></td><td></td><td></td></tr> <tr><td>APPLICATION SPEC</td><td></td><td></td><td></td></tr> </table>		APVD	S. GLATFELTER	NAME		PRODUCT SPEC				APPLICATION SPEC				<table border="1"> <tr><td>SIZE</td><td>CAGE CODE</td><td>DRAWING NO</td><td>RESTRICTED TO</td></tr> <tr><td>A1</td><td>00779</td><td>1484510</td><td>-</td></tr> </table>		SIZE	CAGE CODE	DRAWING NO	RESTRICTED TO	A1	00779	1484510	-
0 PLC	±	-																																						
1 PLC	±	-																																						
2 PLC	±	-																																						
3 PLC	±	.005																																						
4 PLC	±	-																																						
APVD	S. GLATFELTER	NAME																																						
PRODUCT SPEC																																								
APPLICATION SPEC																																								
SIZE	CAGE CODE	DRAWING NO	RESTRICTED TO																																					
A1	00779	1484510	-																																					
MATERIAL SEE CALLOUTS		FINISH SEE CALLOUTS		WEIGHT																																				
				CUSTOMER DRAWING																																				
		SCALE 3:2		SHEET 2 OF 3 REV P																																				