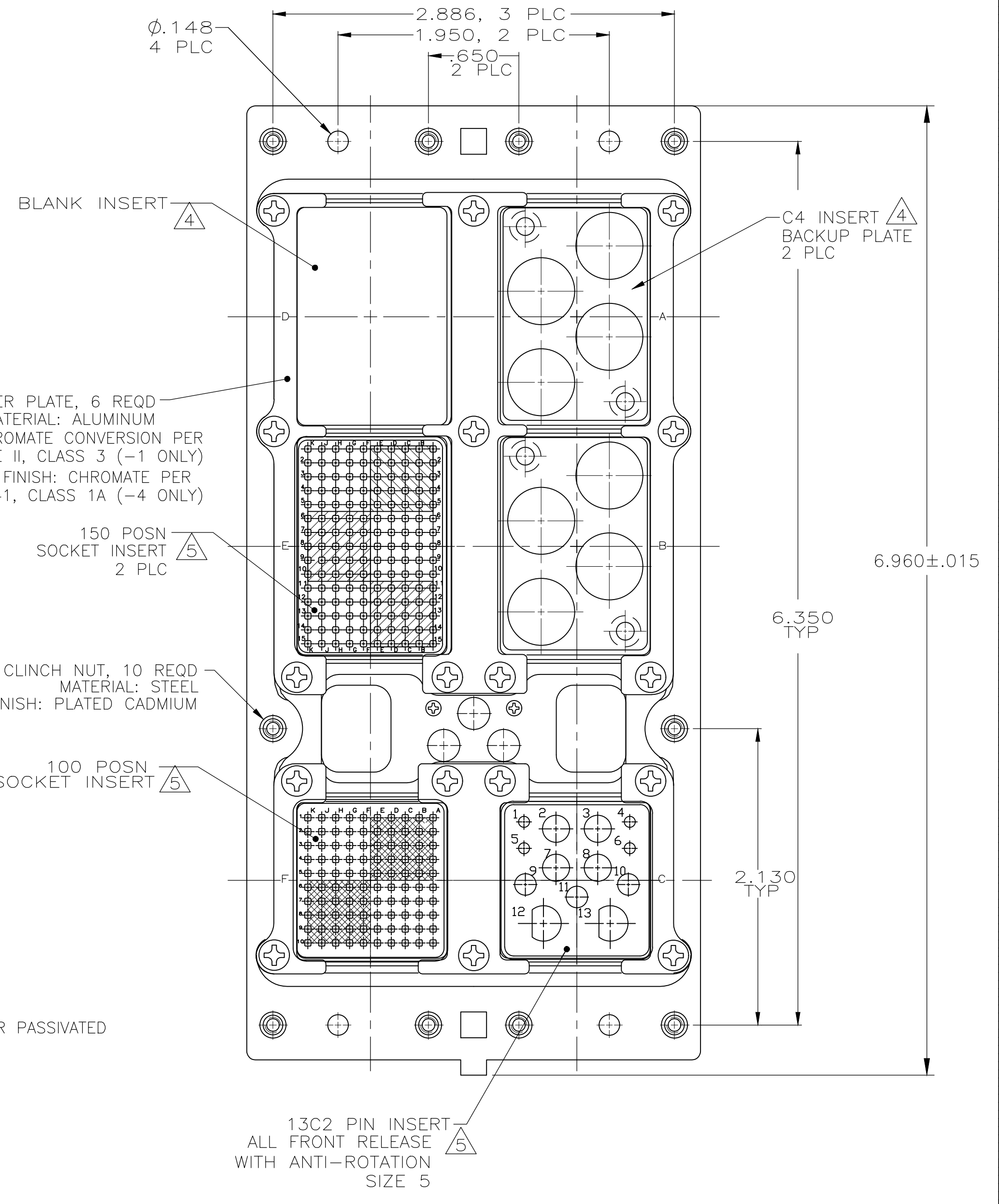
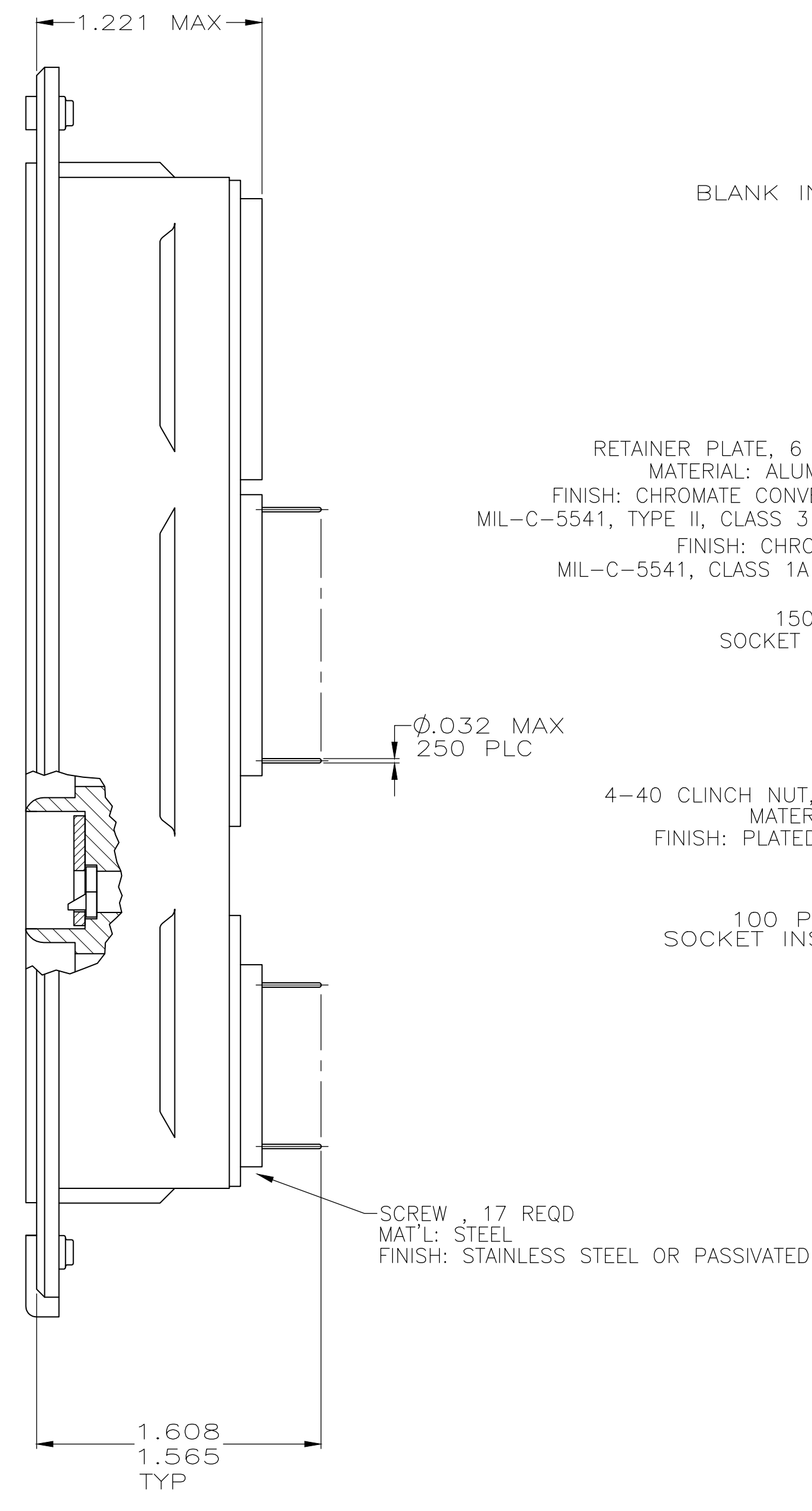
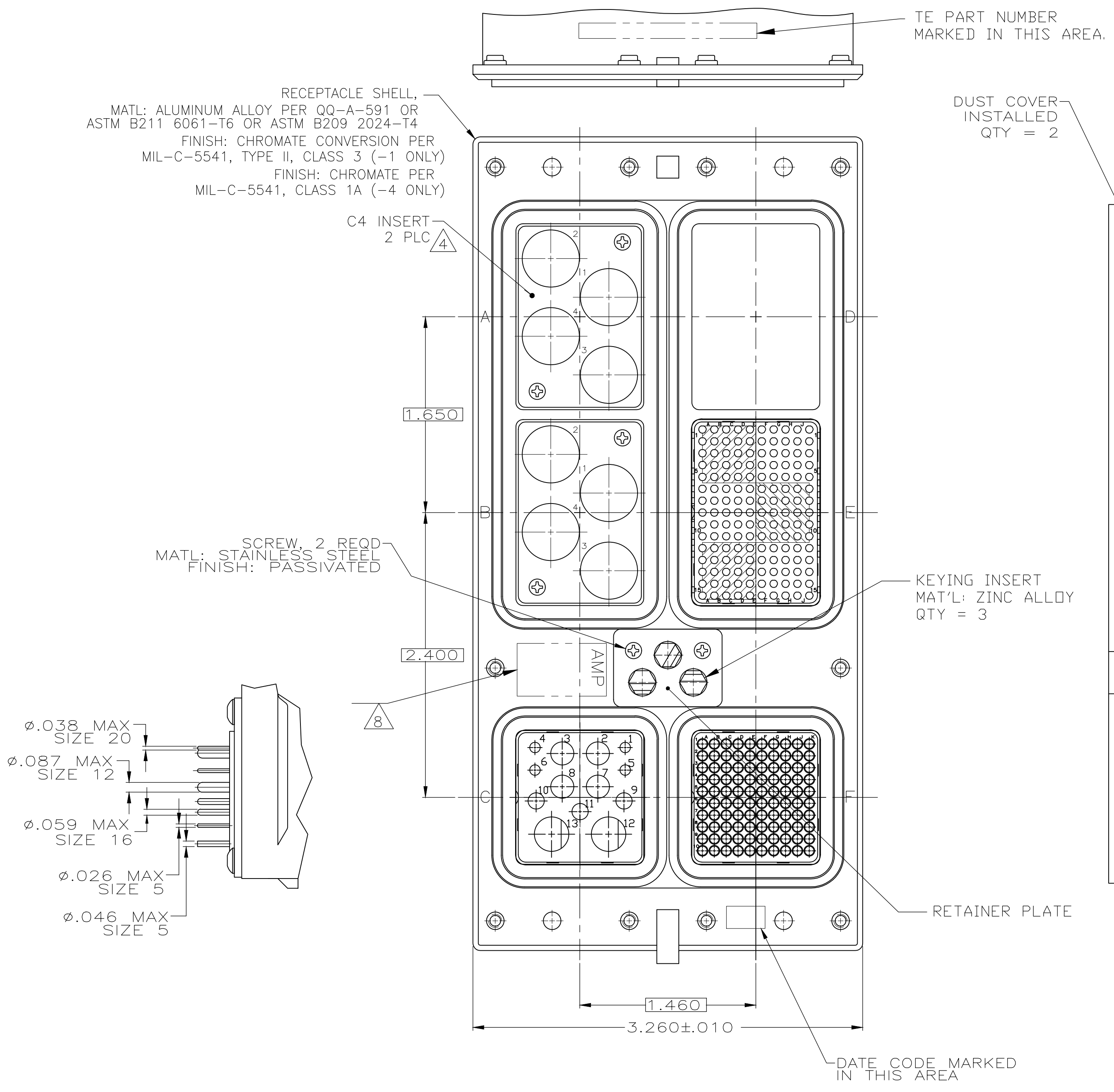


REVISIONS					
P	LTR	DESCRIPTION	DATE	DMN	APVD
P		REVISED PER ECO-17-018523	19JAN2018	PHM	CT

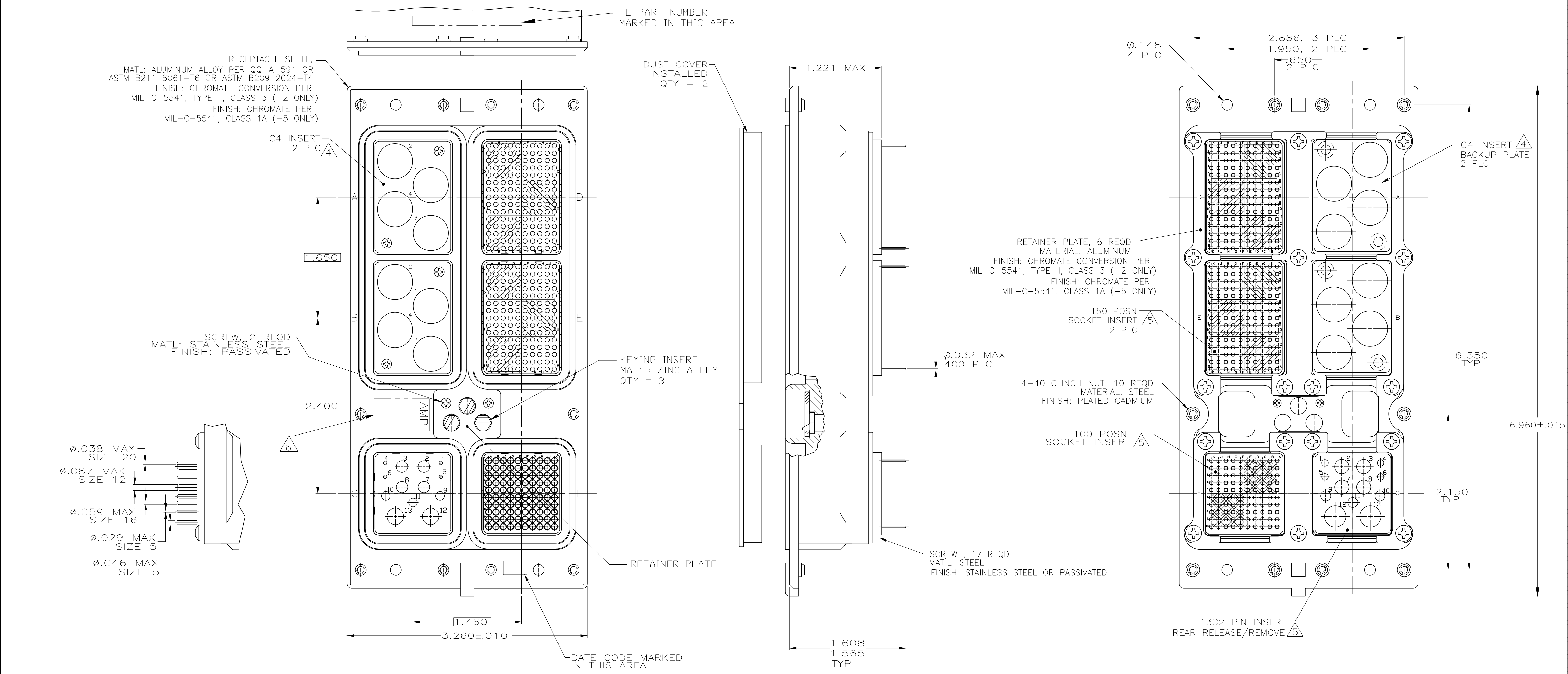


- CONNECTOR DIMENSIONS ARE PER ARINC 600 SPECIFICATION
- FOLLOWING CONTACTS ARE INCLUDED AND LOADED:
 SIZE 22 SOCKET: TE P/N 1-211431-4; QTY=250 (-1 ONLY)
 SIZE 22 SOCKET: NON-REMOVABLE STAMPED & FORMED; QTY=250 (-4 ONLY)
 SIZE 20 PIN CONTACT: TE P/N 2-448138-7; QTY=4
 SIZE 16 PIN: TE P/N 2-448139-2; QTY: 3
 SIZE 12 PIN: TE P/N 1-148140-9; QTY: 4
 SIZE 5 COAX: TE P/N 1484201-4; QTY=2
 ALL SOLDER POSTS ARE SOLDER DIPPED.
- POLARIZING KEYS ARE INSTALLED IN POSITION 40.
- INSERT MATERIAL: DIE CAST ALUMINUM PER ASTM-B-85.
 INSERT FINISH: CHROMATE PER MIL-C05541, CLASS 1A
- INSERT MATERIAL: THERMOPLASTIC OR THERMOSET EPOXY.
- SIZE 1 COAX CONTACTS NOT INCLUDED, MUST BE ORDERED SEPARATELY
- THE C4 INSERT BACKUP PLATES AND SCREWS ARE ASSEMBLED TO CONNECTOR
- TE LOGO APPEARS IN THIS APPROXIMATE LOCATION ON MACHINED FROM BILLET SHELLS.
- ASSEMBLY SHOWN WITH DIE CAST SHELL. ASSEMBLIES WITH MACHINED SHELLS MAY VARY SLIGHTLY IN APPEARANCE.

MODULE E & F: MONDBLOCK INSERTS WITH NON-REMOVABLE STAMPED & FORMED SIZE 22 SOCKET CONTACTS	1484510-4
MODULE E & F: FRONT RELEASE INSERTS WITH STANDARD SIZE 22 SOCKET CONTACTS	1484510-1
REMARKS	PART NUMBER

THIS DRAWING IS A CONTROLLED DOCUMENT.		DMN: S. HOFFMAN 10/14/02	STE TE Connectivity																
DIMENSIONS: INCHES		CHK: S. GLATFELTER 10-24-02	NAME: RECEPTACLE ASSY, SIZE 3, TCAS																
TOLERANCES UNLESS OTHERWISE SPECIFIED:		APVD: S. GLATFELTER 10-24-02	PRODUCT SPEC: APPLICATION SPEC																
<table border="1"> <tr><td>0 PLC</td><td>±</td><td>-</td></tr> <tr><td>1 PLC</td><td>±</td><td>-</td></tr> <tr><td>2 PLC</td><td>±</td><td>-</td></tr> <tr><td>3 PLC</td><td>±</td><td>.005</td></tr> <tr><td>4 PLC</td><td>±</td><td>-</td></tr> </table>		0 PLC	±	-	1 PLC	±	-	2 PLC	±	-	3 PLC	±	.005	4 PLC	±	-	SIZE: A1	CAGE CODE: 00779	DRAWING NO: 1484510
0 PLC	±	-																	
1 PLC	±	-																	
2 PLC	±	-																	
3 PLC	±	.005																	
4 PLC	±	-																	
MATERIAL: SEE CALLOUTS		FINISH: SEE CALLOUTS	WEIGHT: 0	RESTRICTED TO: -															
		CUSTOMER DRAWING	SCALE: 3:2	SHEET: 1 OF 3															

REVISIONS				
P	LTR	DESCRIPTION	DATE	APPD
-	-	SEE SHEET 1	-	-



- CONNECTOR DIMENSIONS ARE PER ARINC 600 SPECIFICATION
- FOLLOWING CONTACTS ARE INCLUDED AND LOADED:
 SIZE 22 SOCKET: TE P/N 1-211431-4; QTY=400 (-2 ONLY)
 SIZE 22 SOCKET: NON-REMOVABLE STAMPED & FORMED; QTY=400 (-5 ONLY)
 SIZE 20 PIN CONTACT: TE P/N 1663533-3; QTY=4
 SIZE 16 PIN: TE P/N 1663128-6, QTY: 3
 SIZE 12 PIN: TE P/N 1663129-6, QTY: 4
 SIZE 5 COAX: P/N 1663535-1; QTY=1 (POSTED CONTACT) IN POSN 12
 SIZE 5 COAX: P/N 1663389-1; QTY=1 (SIZE 5 TO SMB ADAPTER) IN POSN 13
 ALL SOLDER POSTS ARE SOLDER DIPPED.
- POLARIZING KEYS ARE INSTALLED IN POSITION 52.

- 4 INSERT MATERIAL: DIE CAST ALUMINUM PER ASTM-B-85. INSERT FINISH: CHROMATE PER MIL-C-5541, CLASS 1A
- 5 INSERT MATERIAL: THERMOPLASTIC OR THERMOSET EPOXY.

- SIZE 1 COAX CONTACTS NOT INCLUDED, MUST BE ORDERED SEPARATELY
- THE C4 INSERT BACKUP PLATES AND SCREWS ARE ASSEMBLED TO CONNECTOR
- TE LOGO APPEARS IN THIS APPROXIMATE LOCATION ON MACHINED FROM BILLET SHELLS.
- ASSEMBLY SHOWN WITH DIE CAST SHELL. ASSEMBLIES WITH MACHINED SHELLS MAY VARY SLIGHTLY IN APPEARANCE.

MODULE D, E & F: MONOBLOCK INSERTS WITH NON-REMOVABLE STAMPED & FORMED SIZE 22 SOCKET CONTACTS	1484510-5
MODULE D, E & F: FRONT RELEASE INSERTS WITH STANDARD SIZE 22 SOCKET CONTACTS	1484510-2
REMARKS	PART NUMBER

THIS DRAWING IS A CONTROLLED DOCUMENT.		DIN S. HOFFMAN 10/14/02		TE Connectivity																																
DIMENSIONS: INCHES		TOLERANCES UNLESS OTHERWISE SPECIFIED:		S. GLATFELTER 10-24-02																																
<table border="1"> <tr><td>0 PLC</td><td>±</td><td>-</td></tr> <tr><td>1 PLC</td><td>±</td><td>-</td></tr> <tr><td>2 PLC</td><td>±</td><td>-</td></tr> <tr><td>3 PLC</td><td>±</td><td>.005</td></tr> <tr><td>4 PLC</td><td>±</td><td>-</td></tr> </table>		0 PLC	±	-	1 PLC	±	-	2 PLC	±	-	3 PLC	±	.005	4 PLC	±	-	<table border="1"> <tr><td>APVD</td><td>S. GLATFELTER</td><td>NAME</td><td>RECEPTACLE ASSY, SIZE 3, TCAS</td></tr> <tr><td>PRODUCT SPEC</td><td></td><td>APPLICATION SPEC</td><td></td></tr> </table>		APVD	S. GLATFELTER	NAME	RECEPTACLE ASSY, SIZE 3, TCAS	PRODUCT SPEC		APPLICATION SPEC		<table border="1"> <tr><td>SIZE</td><td>CAGE CODE</td><td>DRAWING NO</td><td>RESTRICTED TO</td></tr> <tr><td>A1</td><td>00779</td><td>1484510</td><td></td></tr> </table>		SIZE	CAGE CODE	DRAWING NO	RESTRICTED TO	A1	00779	1484510	
0 PLC	±	-																																		
1 PLC	±	-																																		
2 PLC	±	-																																		
3 PLC	±	.005																																		
4 PLC	±	-																																		
APVD	S. GLATFELTER	NAME	RECEPTACLE ASSY, SIZE 3, TCAS																																	
PRODUCT SPEC		APPLICATION SPEC																																		
SIZE	CAGE CODE	DRAWING NO	RESTRICTED TO																																	
A1	00779	1484510																																		
MATERIAL SEE CALLOUTS		FINISH SEE CALLOUTS		CUSTOMER DRAWING																																
		WEIGHT		SCALE 3:2 SHEET 2 OF 3 REV P																																