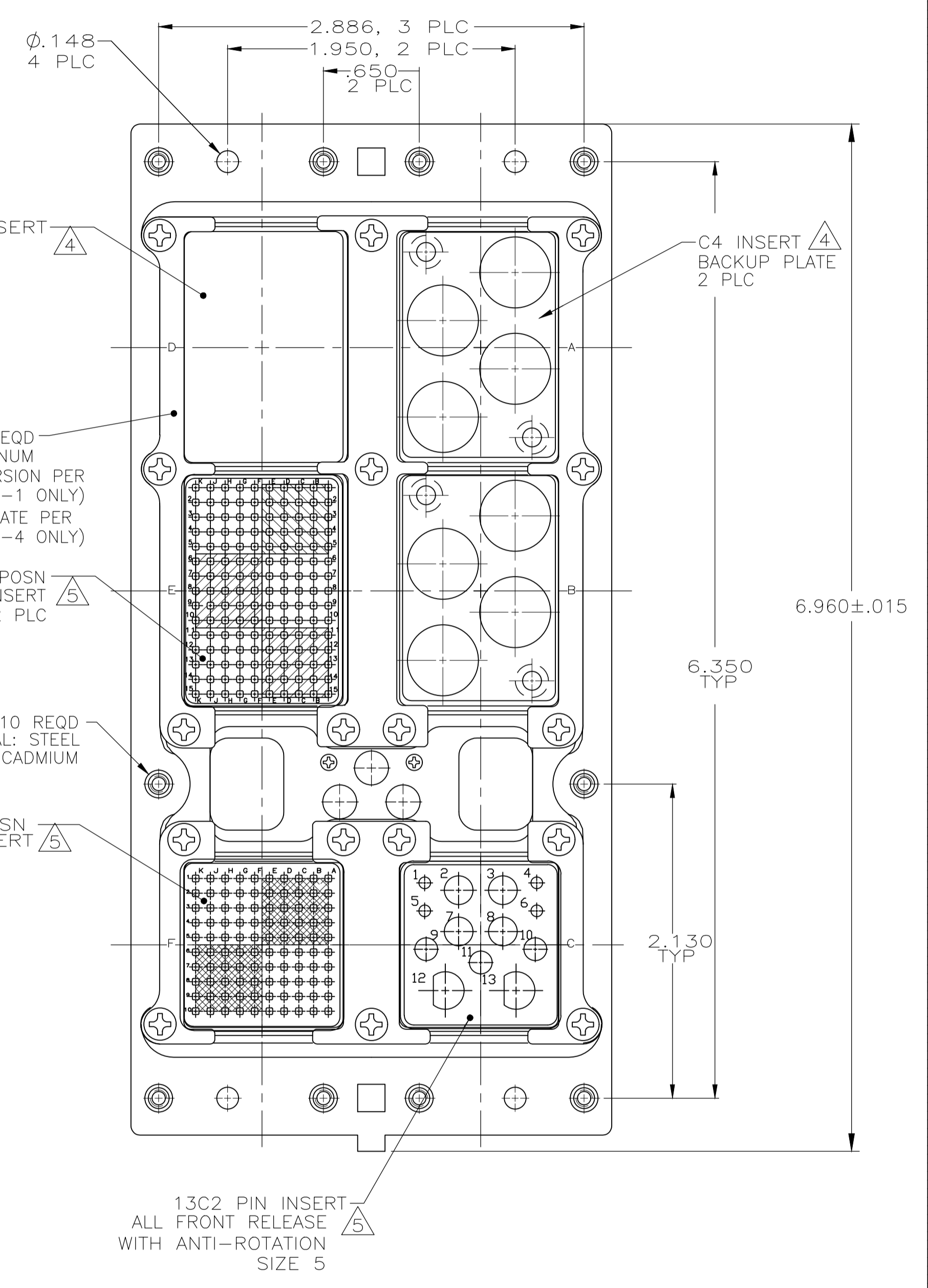
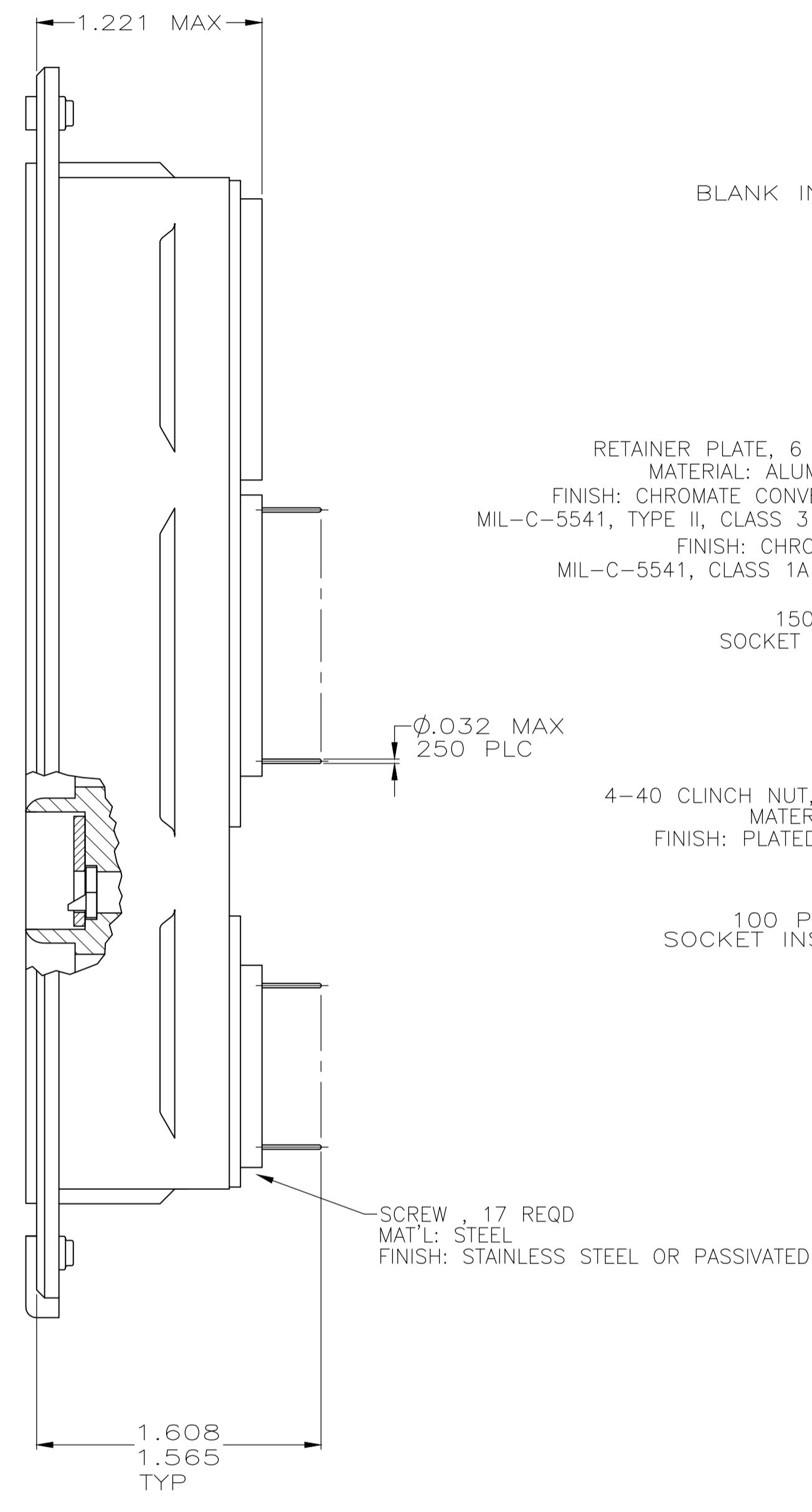
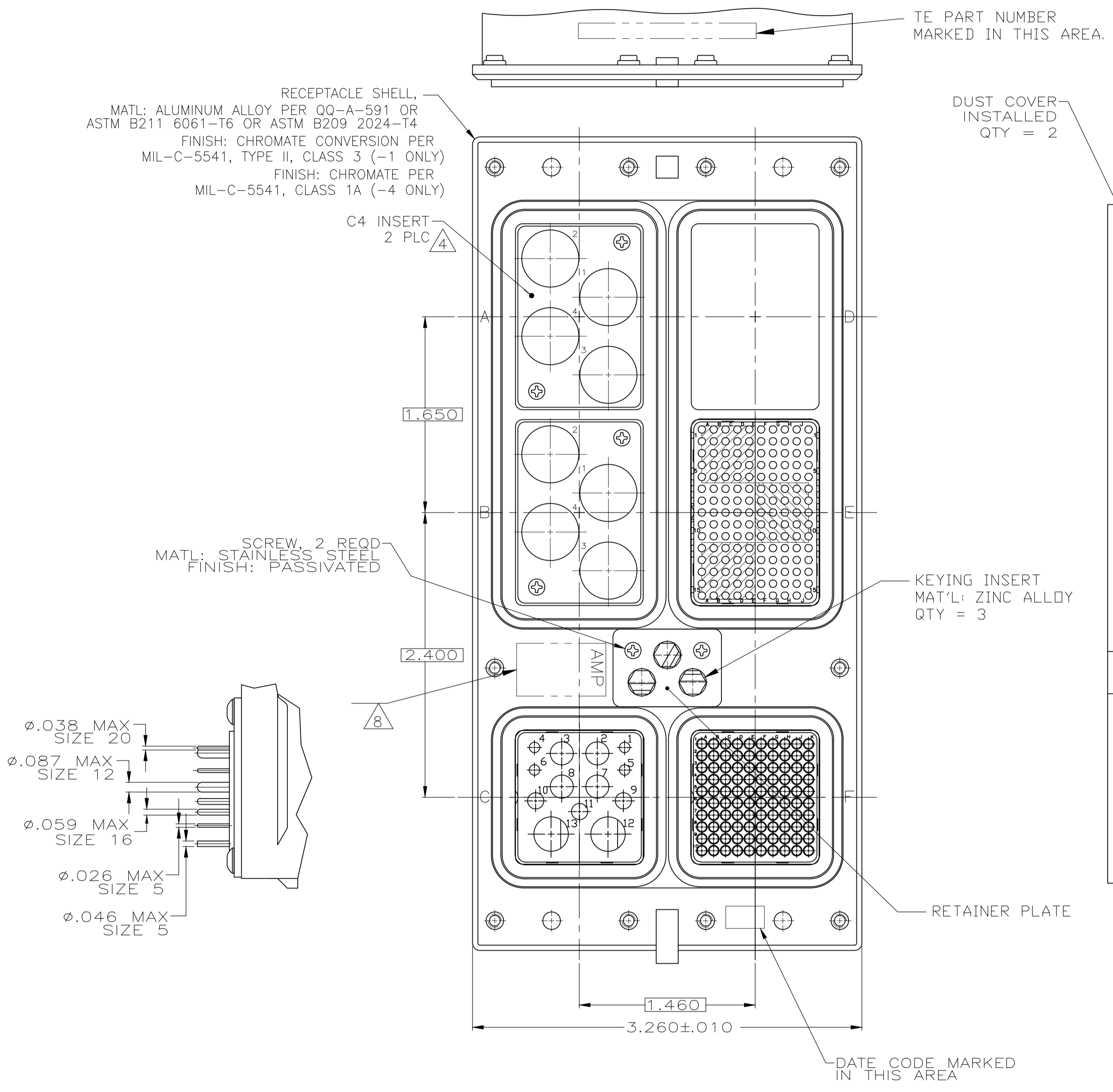


REVISIONS					
P	LTR	DESCRIPTION	DATE	DMN	APVD
P		REVISED PER ECO-17-018523	19JAN2018	PHM	CT



- CONNECTOR DIMENSIONS ARE PER ARINC 600 SPECIFICATION
- FOLLOWING CONTACTS ARE INCLUDED AND LOADED:
 SIZE 22 SOCKET: TE P/N 1-211431-4; QTY=250 (-1 ONLY)
 SIZE 22 SOCKET: NON-REMOVABLE STAMPED & FORMED; QTY=250 (-4 ONLY)
 SIZE 20 PIN CONTACT: TE P/N 2-448138-7; QTY=4
 SIZE 16 PIN: TE P/N 2-448139-2; QTY: 3
 SIZE 12 PIN: TE P/N 1-148140-9; QTY: 4
 SIZE 5 COAX: TE P/N 1484201-4; QTY=2
 ALL SOLDER POSTS ARE SOLDER DIPPED.
- POLARIZING KEYS ARE INSTALLED IN POSITION 40.
- INSERT MATERIAL: DIE CAST ALUMINUM PER ASTM-B-85.
 INSERT FINISH: CHROMATE PER MIL-C05541, CLASS 1A
- INSERT MATERIAL: THERMOPLASTIC OR THERMOSET EPOXY.
- SIZE 1 COAX CONTACTS NOT INCLUDED, MUST BE ORDERED SEPARATELY
- THE C4 INSERT BACKUP PLATES AND SCREWS ARE ASSEMBLED TO CONNECTOR
- TE LOGO APPEARS IN THIS APPROXIMATE LOCATION ON MACHINED FROM BILLET SHELLS.
- ASSEMBLY SHOWN WITH DIE CAST SHELL. ASSEMBLIES WITH MACHINED SHELLS MAY VARY SLIGHTLY IN APPEARANCE.

MODULE E & F: MONDBLOCK INSERTS WITH NON-REMOVABLE STAMPED & FORMED SIZE 22 SOCKET CONTACTS	1484510-4
MODULE E & F: FRONT RELEASE INSERTS WITH STANDARD SIZE 22 SOCKET CONTACTS	1484510-1
REMARKS	PART NUMBER

THIS DRAWING IS A CONTROLLED DOCUMENT.

DMN: S. HOFFMAN 10/14/02	APVD: S. GLATFELTER 10-24-02	NAME: S. GLATFELTER	PRODUCT SPEC
CHK: S. GLATFELTER 10-24-02	APVD: S. GLATFELTER 10-24-02	NAME: S. GLATFELTER	APPLICATION SPEC
DIMENSIONS: INCHES		TOLERANCES UNLESS OTHERWISE SPECIFIED:	
0. PLC ± .005		1. PLC ± .005	
1. PLC ± .005		2. PLC ± .005	
2. PLC ± .005		3. PLC ± .005	
3. PLC ± .005		4. PLC ± .005	
4. PLC ± .005		ANGLES ± .005	
MATERIAL: SEE CALLOUTS		FINISH: SEE CALLOUTS	
WEIGHT: 0		SCALE: 3:2	
CUSTOMER DRAWING		SHEET 1 OF 3	

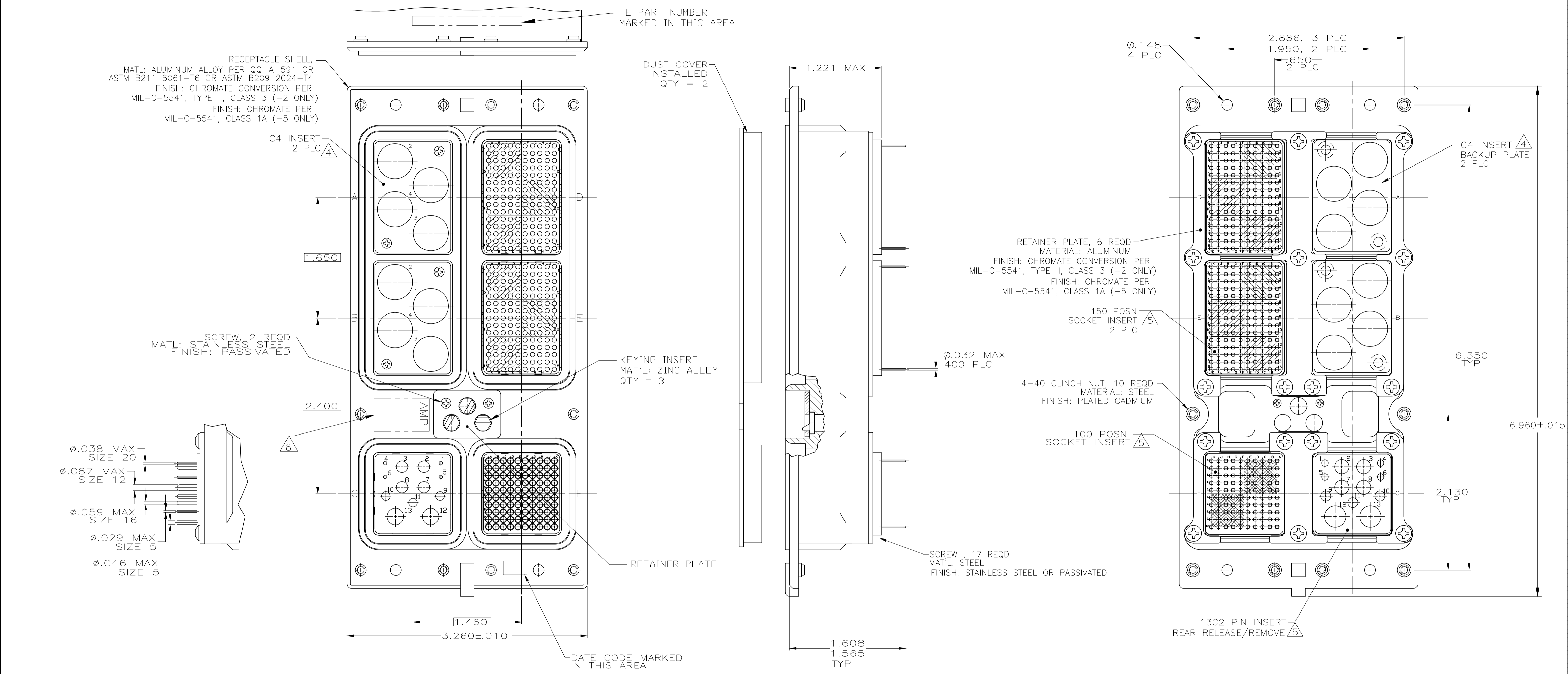
STE TE Connectivity

RECEPTACLE ASSY, SIZE 3, TCAS

SIZE: A1 CAGE CODE: 00779 DRAWING NO: 1484510

RESTRICTED TO: P

REVISIONS				
P	LTR	DESCRIPTION	DATE	APPD
-	-	SEE SHEET 1	-	-



- CONNECTOR DIMENSIONS ARE PER ARINC 600 SPECIFICATION
- FOLLOWING CONTACTS ARE INCLUDED AND LOADED:
 SIZE 22 SOCKET: TE P/N 1-211431-4; QTY=400 (-2 ONLY)
 SIZE 22 SOCKET: NON-REMOVABLE STAMPED & FORMED; QTY=400 (-5 ONLY)
 SIZE 20 PIN CONTACT: TE P/N 1663533-3; QTY=4
 SIZE 16 PIN: TE P/N 1663128-6, QTY: 3
 SIZE 12 PIN: TE P/N 1663129-6, QTY: 4
 SIZE 5 COAX: P/N 1663535-1; QTY=1 (POSTED CONTACT) IN POSN 12
 SIZE 5 COAX: P/N 1663389-1; QTY=1 (SIZE 5 TO SMB ADAPTER) IN POSN 13
 ALL SOLDER POSTS ARE SOLDER DIPPED.

- POLARIZING KEYS ARE INSTALLED IN POSITION 52.
- INSERT MATERIAL: DIE CAST ALUMINUM PER ASTM-B-85. INSERT FINISH: CHROMATE PER MIL-C-5541, CLASS 1A
- INSERT MATERIAL: THERMOPLASTIC OR THERMOSET EPOXY.
- SIZE 1 COAX CONTACTS NOT INCLUDED, MUST BE ORDERED SEPARATELY
- THE C4 INSERT BACKUP PLATES AND SCREWS ARE ASSEMBLED TO CONNECTOR
- TE LOGO APPEARS IN THIS APPROXIMATE LOCATION ON MACHINED FROM BILLET SHELLS.
- ASSEMBLY SHOWN WITH DIE CAST SHELL. ASSEMBLIES WITH MACHINED SHELLS MAY VARY SLIGHTLY IN APPEARANCE.

MODULE D, E & F: MONOBLOCK INSERTS WITH NON-REMOVABLE STAMPED & FORMED SIZE 22 SOCKET CONTACTS	1484510-5
MODULE D, E & F: FRONT RELEASE INSERTS WITH STANDARD SIZE 22 SOCKET CONTACTS	1484510-2
REMARKS	PART NUMBER

THIS DRAWING IS A CONTROLLED DOCUMENT.		DIN S. HOFFMAN 10/14/02		TE Connectivity																																			
DIMENSIONS: INCHES		TOLERANCES UNLESS OTHERWISE SPECIFIED:		S. GLATFELTER 10-24-02																																			
<table border="1"> <tr><td>0 PLC</td><td>±</td><td>-</td></tr> <tr><td>1 PLC</td><td>±</td><td>-</td></tr> <tr><td>2 PLC</td><td>±</td><td>-</td></tr> <tr><td>3 PLC</td><td>±</td><td>.005</td></tr> <tr><td>4 PLC</td><td>±</td><td>-</td></tr> <tr><td>ANGLES</td><td>±</td><td>-</td></tr> </table>		0 PLC	±	-	1 PLC	±	-	2 PLC	±	-	3 PLC	±	.005	4 PLC	±	-	ANGLES	±	-	<table border="1"> <tr><td>APVD</td><td>S. GLATFELTER</td><td>NAME</td><td>RECEPTACLE ASSY, SIZE 3, TCAS</td></tr> <tr><td>PRODUCT SPEC</td><td></td><td>APPLICATION SPEC</td><td></td></tr> <tr><td>SIZE</td><td>CAGE CODE</td><td>DRAWING NO</td><td>RESTRICTED TO</td></tr> <tr><td></td><td></td><td>A1 00779</td><td>1484510</td></tr> </table>		APVD	S. GLATFELTER	NAME	RECEPTACLE ASSY, SIZE 3, TCAS	PRODUCT SPEC		APPLICATION SPEC		SIZE	CAGE CODE	DRAWING NO	RESTRICTED TO			A1 00779	1484510	CUSTOMER DRAWING	
0 PLC	±	-																																					
1 PLC	±	-																																					
2 PLC	±	-																																					
3 PLC	±	.005																																					
4 PLC	±	-																																					
ANGLES	±	-																																					
APVD	S. GLATFELTER	NAME	RECEPTACLE ASSY, SIZE 3, TCAS																																				
PRODUCT SPEC		APPLICATION SPEC																																					
SIZE	CAGE CODE	DRAWING NO	RESTRICTED TO																																				
		A1 00779	1484510																																				
MATERIAL SEE CALLOUTS		FINISH SEE CALLOUTS		SCALE 3:2 SHEET 2 OF 3 REV P																																			