SYMBOL DEFINITION		MISSING NUMBERS
A DIMENSION WITHOUT AN INSPECTION REPORT SYMBOL ( ) DOES NOT REQUIRE INSPECTION. IT MAY BE CONTROLLED ON AN INDIVIDUAL COMPONENT DRAWING.	TOTAL NO. OF SYMBOLS ON DRAWING: 5 LAST NO. USED: 10	

DWG STATUS DATE	STS	REV	N/P	CHG	ZONE	REVISION HISTORY	AUTH	DR	APVD 1	APVD 2
13MR98	R	A	-	-		RELEASED	980005	JTC	DOD	LM
09MY04	R	A1	-	-		ADDED DIM 44° ±5° & VIEW FOR HARNESS ASSEMBLY AND UPDATED SHORTING CLIP	254149	GPS	TRG	RMB
02JL04	R	A2	-	-		REVISED DIMS 18 PLCS1, SYMBOLS AND NOTE 2	256674	JBD	JAA	RTM
12JA05	R	A3	-	-		ADDED RESTRICTED USAGE STATUS	263104	RH	RH	RTM
31MR05	R	A4	-	-		UPDATED PDM ATTRIBUTES	266425	RTV	JWW	RTM

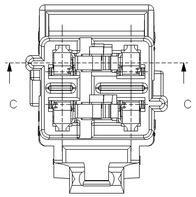

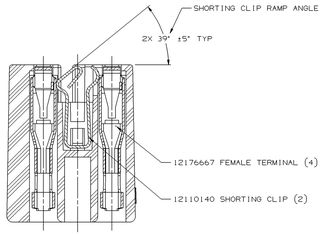

SECTION C-C

HARNESS ASSEMBLY MANUFACTURING INFORMATION

CONNECTOR ASSEMBLY WITH TERMINALS AND SHORTING CLIP INSTALLED

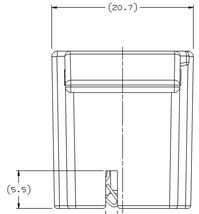

(9-10) 2X LOOP OF SHORTING CLIP MUST BE VISIBLE THROUGH THIS WINDOW-TYP

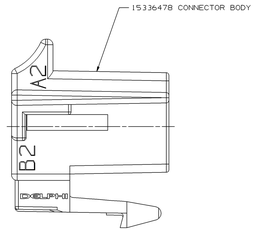

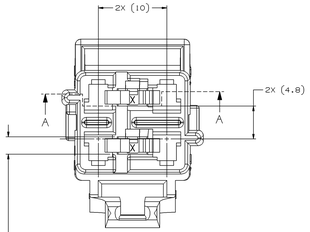

(7-8) 2X SHORTING CLIP MUST BE CONTAINED IN THIS CAVITY WINDOW. PARALLELISM OF SIDES OF SHORTING CLIP IS NOT NECESSARY FOR FUNCTIONALITY-TYP

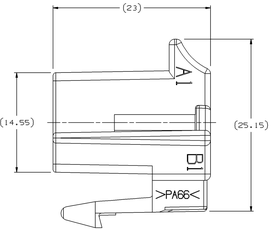

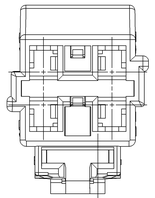

(5-6) 2X SHORTING CLIP MUST EXTEND BEYOND THIS WALL - BOTH SIDES TYP

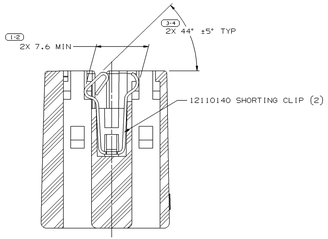

SECTION A-A

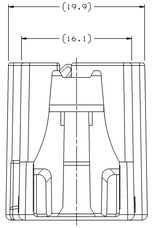

VIEW SCALE DOES NOT REFLECT ACTUAL PART SIZE

RESTRICTED USAGE

NOTES

1. UNLESS OTHERWISE SPECIFIED AND/OR INDICATED: DIMENSIONS ARE TO FACE OF VIEW SHOWN AND AUTOMATICALLY ROUNDED BY COMPUTER FOR INSPECTION (SEE MATH MODEL FOR PRECISE DIMENSIONS). FOR ALL OTHER DIMENSIONS NOT SHOWN BUT REQUIRED FOR TOOL BUILD, SEE MATH MODEL FOR PRECISE TOOL PATH DATA.
2. REFERENCE MATING COMPONENTS OR EQUIVALENT:
   CONNECTOR 15336476 OR EQUIVALENT
   TERMINAL 12176667
   CONNECTOR POSITION ASSURANCE LOCK 12052834 OR EQUIVALENT
   TERMINAL POSITION ASSURANCE 12176632 OR EQUIVALENT
3. SEALING CODE O - UNSEALED
4. ASSEMBLE CLIPS SECURELY IN CONNECTOR BODY.

(N/A) PROCESS SENSITIVE DIMENSION

DIMENSIONS ENCLOSED IN () ARE FOR REFERENCE ONLY(NO TOLERANCE LIMITS ARE ESTABLISHED)

DIMENSIONAL RANGE (MM)								
0.00	6.00	30	120	>100	>200	>300	>400	>500
TO	30	120	315	200	300	400	500	800
TOLERANCE UNLESS OTHERWISE SPECIFIED								
±0.15	±0.2	±0.3	±0.4	±0.5	±0.6	±1	±1.2	±2
ANGULAR TOLERANCE ±2°								

THIRD ANGLE PROJECTION

DO NOT SCALE

USE MATH DATA

DWG TYPE: PART DRAWING

STYLE

VOLUME (CM³)

SYSTEM CODE

UNLESS OTHERWISE SPECIFIED

THIS DOCUMENT IS IN ACCORDANCE WITH ASME Y14.5M-1994 UNLESS OTHERWISE SPECIFIED. DIMENSIONS ARE TO FINISH OR PLATING, WHICHEVER IS GREATER. SEPARATE PORTIONS OF FEATURES MAY BE SHOWN SEPARATELY REGARDLESS OF DATUM REFERENCE.

ALL DIMENSIONS ARE IN MILLIMETERS

REFERENCE

DELPHI

DELPHI PACKARD ELECTRIC SYSTEMS
WARREN, OH

	DATE
DR:	
APVD1: JACOB TREJO	13MR98
APVD2: OSCAR OCHOA	24MR98
APVD3: L. WALTERS	15APR98
APVD4	
APVD5	

MATERIAL: SUBSTANCES OF CONCERN AND RECYCLED CONTENT PER DELPHI 10949001
SEE DRAWING

DRAWING NAME: ASM CONN 4 F M/P 280 YEL

DRAWING NUMBER: 15336479

SIZE	SCALE	FRAME NO	SHEET NO	STS	REV	N/P
A1x3	5:1	1 OF 2	1 OF 1	R	A4	-

DRAWING NUMBER 15336479

SIZE	SCALE	FRAME NO	SHEET NO	STS	REV	N/P
A1x3	5:1	2 OF 2	1 OF 1	R	A4	-

1 2336479