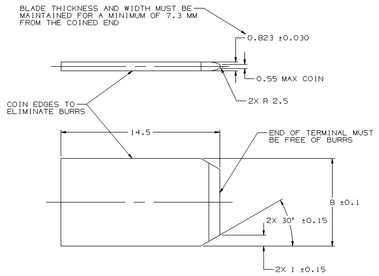


800 BLADE

## MATERIAL SPECIFICATIONS

RECOMMENDED

BASE METAL - CDA-210, EXTRA SPRING TEMPER

PLATING - 0.0050±0.0025 MM THICK TIN

MINIMUMS

ELECTRICAL CONDUCTIVITY - ≥20% IACS AT 20°C. USE OF A MATERIAL WITH CONDUCTIVITY < 20% IACS MUST BE APPROVED BY PACKARD ELECTRIC MATERIALS ENGINEERING.

TENSILE STRENGTH - 407 MPa

PLATING - FOR LOW ENERGY (≤5v) AND NON-PASSENGER COMPARTMENT POWER CIRCUITS, 0.0050±0.0025 MM THICK TIN. FOR MATERIALS CONTAINING 10% OR MORE ZINC, AN UNDERPLATE OF COPPER 0.0050±0.0025 MM THICK IS REQUIRED.

## MATING BLADE INFORMATION

SCALE 8:1

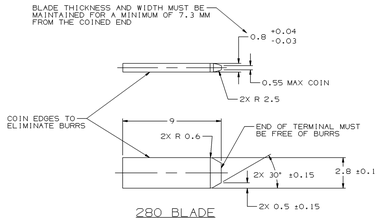


280 BLADE

## MATERIAL SPECIFICATIONS

RECOMMENDED

BASE METAL - CDA-210, EXTRA SPRING TEMPER

•PLATING - 0.0020-0.0030 MM THICK REFLOWED TIN

MINIMUMS

ELECTRICAL CONDUCTIVITY - 28% IACS AT 20°C. USE OF A MATERIAL WITH CONDUCTIVITY 28% IACS MUST BE APPROVED BY DELPHI PACKARD ELECTRIC MATERIALS ENGINEERING.

TENSILE STRENGTH - 430-480 MPa

PLATING - FOR MATERIALS CONTAINING 10% OR MORE ZINC, AN UNDERPLATE OF COPPER 0.0025 MM THICK IS REQUIRED.

- USAGE OF PLATING TYPES OTHER THAN RECOMMENDED MUST BE APPROVED BY DEPHI PACKARD ELECTRIC SYSTEMS ENGINEERING.

PROCESSING LUBRICANT:
ANY PROCESSING LUBRICANT REMAINING ON TERMINAL MUST NOT VARNISH OR DEGRADE THE ELECTRICAL PERFORMANCE OF THE TERMINAL UP TO A MAXIMUM TEMPERATURE OF 150° C. PROCESSING LUBRICANTS SHOULD BE APPROVED BY DELPHI PACKARD ELECTRIC SYSTEMS.

## MATING BLADE INFORMATION

SCALE 8:1

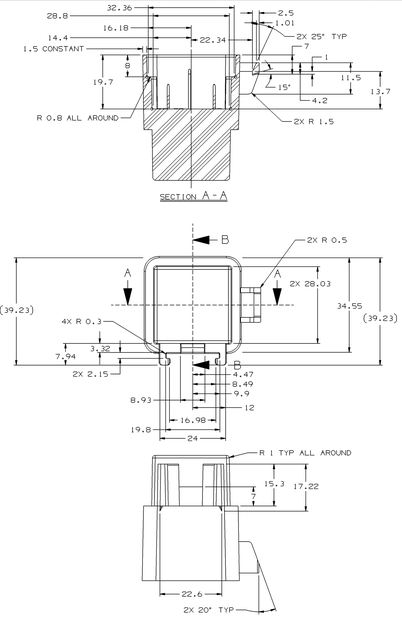


# MATING CONNECTOR INFORMATION

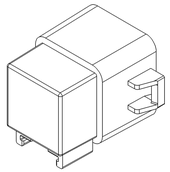

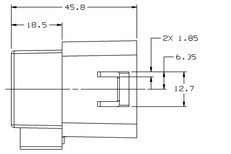


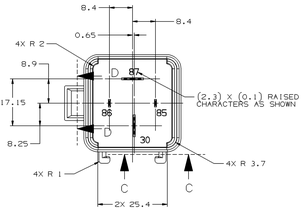


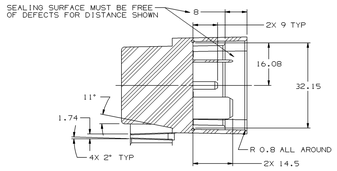


SECTION B-B

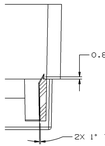


SECTION C-C

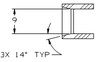


SECTION D-D

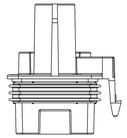

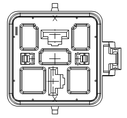

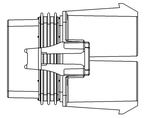

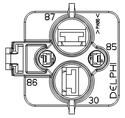


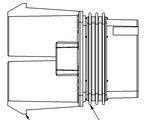

15409460 BODY SEAL

15336743 CONNECTOR

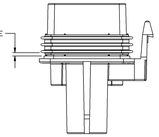

(13) 1.5 MAX GAP ALLOWABLE

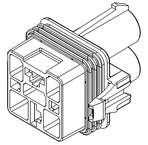

VIEW SCALE DOES NOT REFLECT ACTUAL PART SIZE

NOTES

1. UNLESS OTHERWISE SPECIFIED AND/OR INDICATED:
   DIMENSIONS ARE TO FACE OF VIEW SHOWN AND AUTOMATICALLY ROUNDED BY COMPUTER FOR INSPECTION. (SEE MATH MODEL FOR PRECISE DIMENSIONS.) FOR ALL OTHER DIMENSIONS NOT SHOWN BUT REQUIRED FOR TOOL BUILD, SEE MATH MODEL FOR PRECISE TOOL PATH DATA.
   ALL RADII 0.40
   DRAFT IS 1° ON ALL OUTSIDE SURFACES
2. MATING COMPONENTS OR EQUIVALENT:
   RELAY 15319851
   TPA 15336744
   CPA 12052934
   280 GT TERMINAL ASM
   TERMINAL 15304719
   CABLE SEAL 12191233
   800 TERMINAL ASM 15336748
   TERMINAL 15336629
   SPRING 12065905
   CABLE SEAL 15336703
3. NO PROCESSING OIL ALLOWED TO BE ADDED TO AID IN THE APPLICATION OF THE SEAL TO THE CONNECTOR.

| SYMBOL DEFINITION | | MISSING NUMBERS |
|---|---|---|
| A DIMENSION WITHOUT AN INSPECTION REPORT SYMBOL [ ] DOES NOT REQUIRE INSPECTION. IT MAY BE CONTROLLED ON AN INDIVIDUAL COMPONENT DRAWING. | TOTAL NO. OF SYMBOLS ON DRAWING: 1 | 1-12, |
| | LAST NO. USED: 13 | |

| DWG STATUS | | | | | ZONE | REVISION HISTORY | AUTH | DR | APVD | APVD |
|---|---|---|---|---|---|---|---|---|---|---|
| DATE | SYS | REV | M/P | CHG | | | | | 1 | 2 |
| 24FE04 | R | 02 | - | - | | CLEARED REVISION COLUMN, REMOVED DIMS #1-12, ADDED DIMS #13, ADDED NOTE #3, REMOVED "CONNECTOR SEAL - 12065663" FROM NOTE #2, REPLACED 12065663 BODY SEAL TO 15409460 SEAL. | 252031 | LMD | MB | MR |

NOTES

1. UNLESS OTHERWISE SPECIFIED AND/OR INDICATED:
   DIMENSIONS ARE TO FACE OF VIEW SHOWN AND AUTOMATICALLY ROUNDED BY COMPUTER FOR INSPECTION. (SEE MATH MODEL FOR PRECISE DIMENSIONS.) FOR ALL OTHER DIMENSIONS NOT SHOWN BUT REQUIRED FOR TOOL BUILD, SEE MATH MODEL FOR PRECISE TOOL PATH DATA.
   ALL RADII 0.40
   DRAFT IS 1° ON ALL OUTSIDE SURFACES
2. MATING COMPONENTS OR EQUIVALENT:
   RELAY 15319851
   TPA 15336744
   CPA 12052934
   280 GT TERMINAL ASM
   TERMINAL 15304719
   CABLE SEAL 12191233
   800 TERMINAL ASM 15336748
   TERMINAL 15336629
   SPRING 12065905
   CABLE SEAL 15336703
3. NO PROCESSING OIL ALLOWED TO BE ADDED TO AID IN THE APPLICATION OF THE SEAL TO THE CONNECTOR.

| | |
|---|---|
| (13) PROCESS SENSITIVE DIMENSION | REFERENCE |
| DIMENSIONS INCLUDED IN THE INSPECTION REPORT (REFERENCE DIMENSIONS AND NO TOLERANCE LIMITS ARE NOT INCLUDED) | |
| DIMENSIONAL RANGE (MM) / QUALITY | |
| FRACTIONAL 0 - 25 / ANGULAR 0 - 100 | 25 - 100 / 100 - 100 |
| TOL ±0.25 / ±0.25 | ±0.25 / ±0.25 |
| TOLERANCE UNLESS OTHERWISE SPECIFIED | |
| FRACTIONAL ±0.25 / ANGULAR ±0.25 | |
| ANGULAR TOLERANCE ±2° | |

THIRD ANGLE PROJECTION

DO NOT SCALE

USE MATH DATA

DELPHI

DELPHI PACKARD ELECTRIC SYSTEMS
WARREN, OH

| | | DATE |
|---|---|---|
| DR | | |
| APVD1 | MANUEL VEGA | 05JA98 |
| APVD2 | MANUEL VEGA | 05JA98 |
| APVD3 | W. FLASK | 16FE98 |
| APVD4 | | |
| APVD5 | | |

MATERIAL: SUBSTANCES OF CONCERN AND RECYCLED CONTENT PER DELPHI (1094900)

FINISH: SEE DRAWING

ALL DIMENSIONS ARE IN MILLIMETERS

DRAWING NAME: ASM CONN 4 F GT 280 M/P 800 SLD

DRAWING NUMBER: 15336745

| SIZE | SCALE | FRAME NO | SHEET NO | STG | REV | M/P |
|---|---|---|---|---|---|---|
| A1x3 | 2:1 | 1 OF 2 | 1 OF 1 | R | 02 | - |

PART DRAWING

STYLE

VOLUME (CM³)

SYSTEM CODE

MATERIAL 6/901

UNLESS OTHERWISE SPECIFIED

THIS DOCUMENT IS IN ACCORDANCE WITH ASME Y14.5M-1994 UNLESS OTHERWISE SPECIFIED. DIMENSIONS ARE TO FACE OF VIEW SHOWN. SEPARATE PATTERNS OF FEATURES MAY BE SHARED DIFFERENTLY REGARDLESS OF DATUM REFERENCE.

DRAWING NUMBER: 15336745

| SIZE | SCALE | FRAME NO | SHEET NO | STG | REV | M/P |
|---|---|---|---|---|---|---|
| A1x3 | 2:1 | 1 OF 2 | 1 OF 1 | R | 02 | - |

12336742