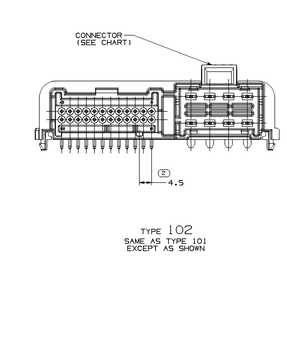

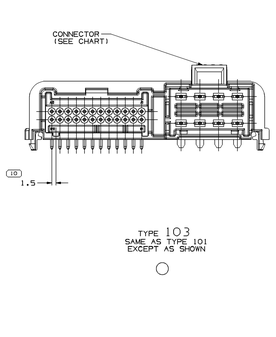

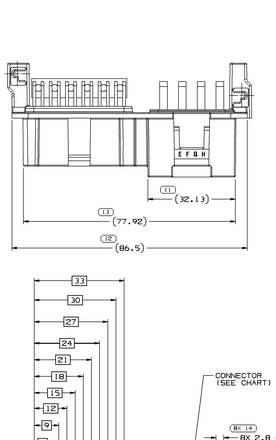

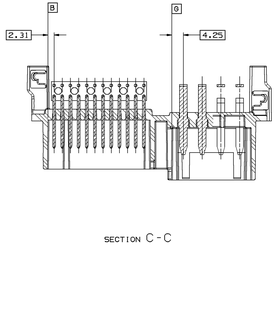

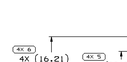

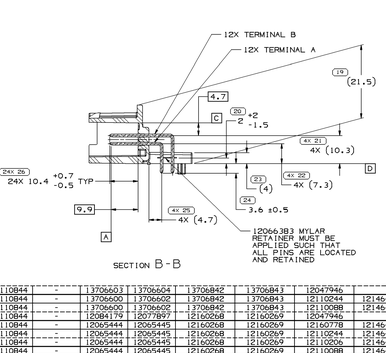



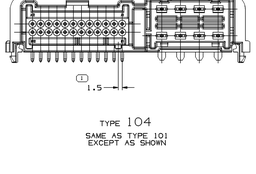

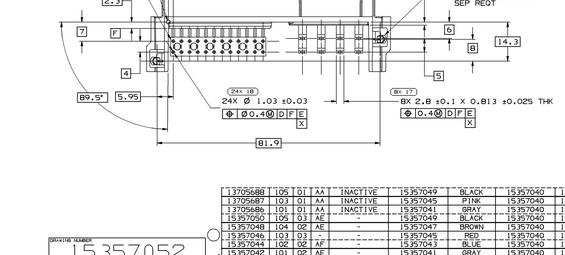

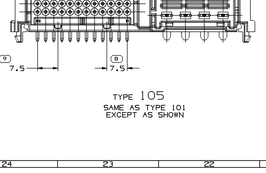

13705688	105	01	AA	INACTIVE	15357049	BLACK	15357040	12110844	-	13706603	13706604	13706842	13706843	12047946		12103113 OR EQUIV
13705687	103	01	AA	INACTIVE	15357045	PINK	15357040	12110844	-	13706600	13706602	13706842	13706843	12110244	12146447 OR EQUIV	-
13705686	101	01	AA	INACTIVE	15357041	GRAY	15357040	12110844	-	13706600	13706602	13706842	13706843	12110088	12146447 OR EQUIV	-
15357050	105	01	AE	-	15357049	BLACK	15357040	12110844	-	12084179	12077897	12160268	12160269	12047946	-	12103113 OR EQUIV
15357048	104	02	AE	-	15357047	BROWN	15357040	12110844	-	12065444	12065445	12160268	12160269	12160778	12146447 OR EQUIV	-
15357046	103	01	-	-	15357045	RED	15357040	12110844	-	12065444	12065445	12160268	12160269	12110244	12146447 OR EQUIV	-
15357044	102	02	AF	-	15357043	BLUE	15357040	12110844	-	12065444	12065445	12160268	12160269	12110206	12146447 OR EQUIV	-
15357042	101	02	AE	-	15357041	GRAY	15357040	12110844	-	12065444	12065445	12160268	12160269	12110088	12146447 OR EQUIV	-
ASSEMBLY NO	TYPE	REV	N/P	STATUS	CONNECTOR PART NO	COLOR	MATING BF	TIN INTERFACE (GOLD INTERFACE REQUIRED W/P 280 FEMALE TERMINAL)		TERMINAL A	TERMINAL B	TERMINAL C	TERMINAL D	MATING 24F	TIN INTERFACE	GOLD INTERFACE
					MIC/P 100 PINS					M/P 280 TERMINAL					REQUIRED MIC/P 100 FEMALE TERMINAL	

DRAWING NUMBER 15357052
SIZE A1x3 | SCALE 2:1 | SHEET 2 OF 2 | 1 OF 1 | R | 14 -

MATING CIRCUIT BOARD

CONNECTOR MATING SIDE

INSPECTION SYMBOLS SHOWN IN THIS VIEW ARE FOR REFERENCE ONLY

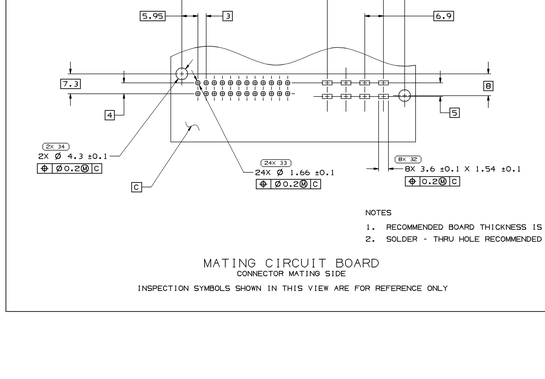

NOTES

1. RECOMMENDED BOARD THICKNESS IS 1.19 MM
2. SOLDER - THRU HOLE RECOMMENDED

SYMBOL DEFINITION		MISSING SYMBOLS
A DIMENSION WITHOUT AN INSPECTION REPORT SYMBOL DOES NOT REQUIRE INSPECTION. IT MAY BE CONTROLLED ON THE INDIVIDUAL COMPONENT DRAWING.	TOTAL NO OF INSPECTIONS REQUIRED 180	NO MISSING SYMBOL NUMBER
	LAST NO. USED 34	

NOTES

1. UNLESS OTHERWISE SPECIFIED AND/OR INDICATED:

   DIMENSIONS ARE TO FACE OF VIEW SHOWN AND AUTOMATICALLY ROUNDED BY COMPUTER FOR INSPECTION (SEE MATH MODEL FOR PRECISE DIMENSIONS). FOR ALL OTHER DIMENSIONS NOT SHOWN BUT REQUIRED FOR TOOL BUILD, SEE MATH MODEL FOR PRECISE TOOL PATH DATA.

2. PARTS SHOULD BE PLACED IN CLEAN PLASTIC TUBS OR PANS LINED WITH POLYETHYLENE BAGS. WHERE PRACTICAL, DURING PROCESSING AND STORAGE. IN ALL CASES, IN-PROCESS HANDLING MUST OCCUR WITH DUE CARE SO AS TO INSURE PED COSTUMERS RECEIVE CLEAN, UNDAMAGED PARTS. PARTS MUST BE PACKAGED IN A MANNER THAT INSURES TERMINAL PIN LOCATION AFTER PROCESSING. IF SOFT PADDING IS REQUIRED IT MUST BE A PASSIVATED MATERIAL.

3. MATING COMPONENTS OR EQUIVALENT:
   CONNECTOR B# SEE CHART
   CPA 12052834
   TPA 12110627
   CONNECTOR 24W SEE CHART
   TPA 12047900 & 12047901

4. PIN SOLDERABILITY - SEE ESO - 1503
5. PART MUST MEET SPECIFICATION C-4006, CLASS III, UNPROCTECTED CONNECTOR TEST PLAN
6. THIS PART IS NOT CONTROLLED FOR AUTOMATIC PLACEMENT.
7. WHISKER FILAMENTS NOT PERMITTED ALONG PIN SURFACE.
8. THIS PRODUCT IS NOT CATEGORIZED AS AN APPEARANCE ITEM. MINOR IMPERFECTIONS INCLUDING, BUT NOT LIMITED TO, FLOW MARKS, COLOR BLEMISHES, GATE VESTIGE, AND SOFT FLASH THAT DO NOT AFFECT THE FIT, FORM, OR FUNCTION OF THE PART ARE PERMISSIBLE PER DPMP-4.7-CS-01.

DWG STATUS												
DATE	STA	REV	N/P	CHG	ZONE	REVISION HISTORY	AUTH	DR	APVD	APVD 2
09AU02	R	05	-	-	-	CLEARED REV COLUMN; ALL PARTS - REVISED	228568	LDA	TRO	W.L
13NO02	R	06	-	-	-	ALL PARTS - ADDED "ORIGIN" NOTE & 89.5° DIM, RELOCATED DATUM E AND DIM #101-#107 WAS 7X 1080.5 TYP	233421	TLD	TLD	K.L.M
02DE02	R	07	-	-	-	ALL PARTS - REMOVED 1080.5 DIM, REDUCED 5.95 DIM TO 4X 1.43 TYP, PROCESS SENSITIVE DIM #40 #5 AND 89.5° BASIC DIM WAS 89.5° WITH GOST FEATURES	233989	TLD	TLD	K.L.
27MR03	R	08	-	-	-	REVISED BASIC DIMS 16 PLCS1, RELOCATED DATUM E & F, H1 DIM WAS 4 AND ID1:31 WAS 21.5	238830	TLD	TLD	K.L.
28APD4	R	09	-	-	-	ALL PARTS - ADDED NOTE 7	254395	EDV	EDV	DMB
31JL08	R	10	-	-	-	15357044- UPDATED MAT'L CALLOUT	405633	LHT	LHT	LHT
26SE08	R	11	-	-	-	13705686, 13705687 & 13705688 - RELEASED	406248	IR	REC	IR
21MY09	R	12	-	-	-	13705686, 13705687 & 13705688 - INACTIVE	408059	JAR	JVW	IR
18MY10	R	13	-	-	-	ALL ACTIVE PARTS - UPDATED PDM ATTRIBUTES	410736	ABM	JAA	TRF
02DE11	R	14	-	-	-	15357046 - CONNECTOR COLOR WAS PINK	416333	JCF	JAA	JRV

DELPHI

DELPHI PACKARD ELECTRICAL/ELECTRONIC ARCHITECTURE
WARREN, OH

		DATE
DR	D. SMUTNY	28SE99
APVD1	D. SMUTNY	28SE99
APVD2	D. SMUTNY	28SE99
APVD3	RAJIV JINDLA	12NO99
APVD4		
APVD5		

SUBSTANCES OF CONCERN AND RECYCLED CONTENT PER DELPHI (29APD2)

DWG TYPE: PART DRAWING
STYLE
VOLUME CONT | SYSTEM CODE

UNLESS OTHERWISE SPECIFIED
REPRINT FROM REQUIRED FOR EXCEPTIONS OF SIZE 4" MAC. TRUE POSITION TOLERANCE AND MATERIAL ALONE APPLY AT MAXIMUM MATERIAL CONDITION. ALL DIMENSIONS ARE TO BE ALL OTHER MEANINGS TOLERANCES AND RELATED DATUMS ARE AT MAXIMUM MATERIAL CONDITION. ALL DIMENSIONS ARE TO BE AFTER PLATING. ALL DIMENSIONS ARE TO BE AFTER PLATING. ALL DIMENSIONS ARE TO BE AFTER PLATING. ALL DIMENSIONS ARE IN MILLIMETERS

REFERENCE

DIMENSIONS ENCLOSED IN ( ) INDICATE REFERENCE DIMENSION, OR NO TOLERANCE LIMITS ARE ESTABLISHED	PROCESS SENSITIVE DIMENSION

| GENERAL TOLERANCES (MM) | | | | | | | | | | | | | | | |