SYMBOL DEFINITION		MISSING SYMBOLS
A DIMENSION WITHOUT AN INSPECTION REPORT SYMBOL (□) DOES NOT REQUIRE INSPECTION. IT MAY BE CONTROLLED ON THE INDIVIDUAL COMPONENT DRAWING.	TOTAL NO OF INSPECTIONS REQUIRED 34	1-28 31-34
	LAST NO. USED 37	

DWG STATUS					ZONE	REVISION HISTORY	AUTH	DR	APVD	APVD
DATE	SCS	REV	N/P	CHG					1	2
25OC01	-	01	-	-		ALL PARTS - RELEASED	215158	JLJ	JLJ	DM
22NR02	-	02	-	-		ALL PARTS - UPDATED ASM	222845	END	END	DWM
13AU03	R	03	-	-		UPDATED PART NUMBER TABLE. REMOVED DIMS SHOWN ON ESD DETAILS	244621	LLJ	LLJ	DWM
15SE04	R	04	-	-		ALL PARTS - UPDATED FROMAT AND REMOVED N/P COLUMN FROM CHART	258905	BRB	BRB	DM
10JA05	R	05	-	-		ADDED PART 13518949	262960	RH	RH	DWM
09MY05	R	06	-	-		15420168-15420173 - ADDED VOID CORES TO INDEX FEATURES	267628	RH	RH	DWM

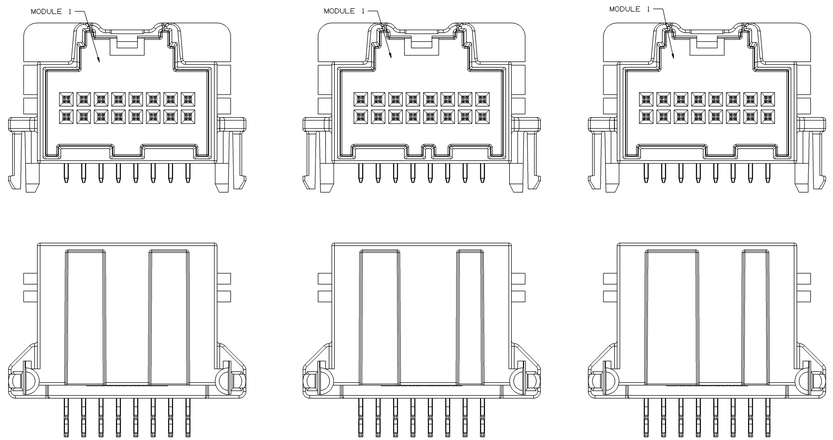

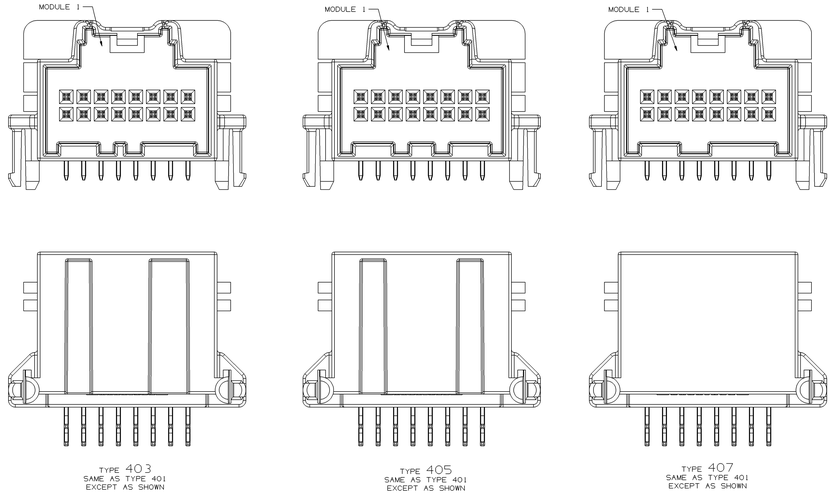

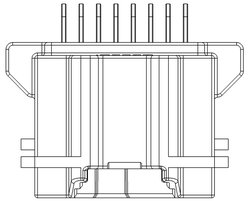

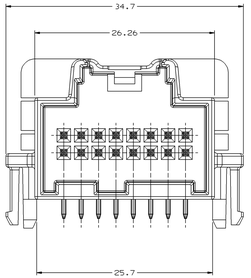

TYPE 401

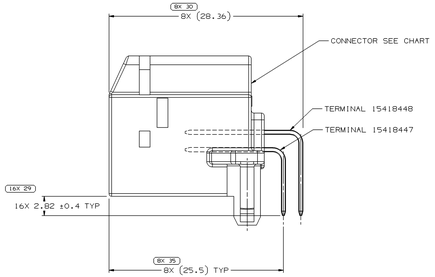

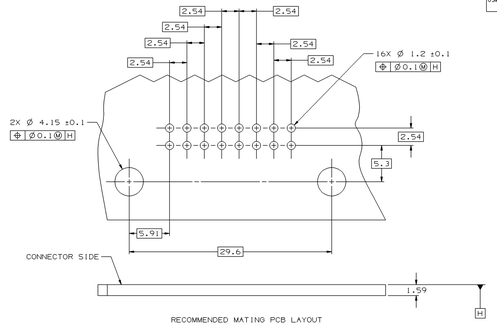

RECOMMENDED MATING PCB LAYOUT

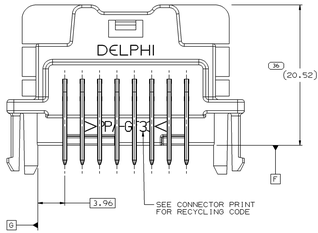

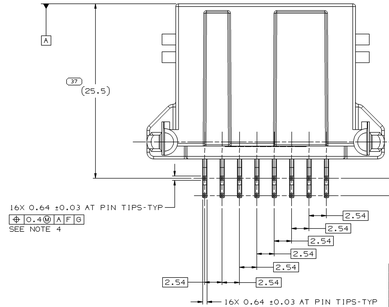

PART NO	REV	N/P	STATUS	TYPE	DESCRIPTION	CONFIG	USCAR TYPE	COLOR	MODULE 1	REV	CONNECTOR
13518949	01	-		407	16M	RIGHT ANGLE	16A	BLK	ESD30452 INDEX A	01	13518925
15420173	03	-	-	406	16M	RIGHT ANGLE	16F	NAT	ESD30452 INDEX F	01	15417941
15420172	03	-	-	405	16M	RIGHT ANGLE	16E	DK BLU	ESD30452 INDEX E	01	15417940
15420171	03	-	-	404	16M	RIGHT ANGLE	16D	GRN	ESD30452 INDEX D	01	15417939
15420170	03	-	-	403	16M	RIGHT ANGLE	16C	BRN	ESD30452 INDEX C	01	15417938
15420169	03	-	-	402	16M	RIGHT ANGLE	16B	GRA	ESD30452 INDEX B	01	15417937
15420168	03	-	-	401	16M	RIGHT ANGLE	16A	BLK	ESD30452 INDEX A	01	15417936

NOTES:

1. UNLESS OTHERWISE SPECIFIED AND/OR INDICATED:
   DIMENSIONS ARE TO FACE OF VIEW SHOWN AND AUTOMATICALLY ROUNDED BY COMPUTER FOR INSPECTION (SEE MATH MODEL FOR PRECISE DIMENSIONS). FOR ALL OTHER DIMENSIONS NOT SHOWN BUT REQUIRED FOR TOOL BUILD, SEE MATH MODEL FOR PRECISE TOOL PATH DATA.
2. (1) X (0.1) RAISED DELPHI CORPORATE BRAND TO BE LOCATED ON ANY EXTERIOR SURFACE, PREFERABLY VISIBLE AT FINAL ASSEMBLY. OPTIONAL CONSTRUCTION TO BE "PED" OR NO LOGO.
3. SEE PART NUMBER TABLE FOR ESD INSPECTION PRINT NUMBER.
4. MATING INTERFACE AND PRINTED CIRCUIT BOARD INTERFACE ARE VERIFIED BY APPROVED GAGES FOR FUNCTIONAL FIT PER CONTROL PLAN.

(N/A) PROCESS SENSITIVE DIMENSION	
DIMENSIONS PRECEDED BY A "REFERENCE" DIMENSION AND NO TOLERANCE LIMITS ARE ESTIMATED.	REFERENCE

DIMENSIONAL RANGE (MM)									
0TO	>3TO	>6TO	>10TO	>30TO	>100	>200	>300	>500	>1000
3	6	10	30	100	200	300	500	1000	
TOLERANCE UNLESS OTHERWISE SPECIFIED									
±0.15	±0.2	±0.3	±0.4	±0.5	±0.8	±1	±1.2	±2	
ANGULAR TOLERANCE ±2°									

THIRD ANGLE PROJECTION

DO NOT SCALE

USE MATH DATA

DWG TYPE	PART DRAWING	
STYLE		
VOLUME (CM³)	SYSTEM CODE	

UNLESS OTHERWISE SPECIFIED
THIS DOCUMENT IS IN ACCORDANCE WITH ASME Y14.5M-1994 UNLESS OTHERWISE SPECIFIED. DIMENSIONS AND TOLERANCING ACCORDING TO ISO 1101. ALL GEOMETRIC TOLERANCES AND RELATED SYMBOLOGY APPLY WITH - RULE #1(PERFECT FORM AT MMC) UNLESS OTHERWISE SPECIFIED. DIMENSIONS AND TOLERANCES TO BE FOLLOWED BY INTERPRETATION OR LOCATION TOLERANCES. DIMENSIONS FOR CALCULATION MUST BE SHARED SEPARATELY. DRAWING DATA FOR ALL PARTS.
ALL DIMENSIONS ARE IN MILLIMETERS

DELPHI
DELPHI PACKARD ELECTRIC SYSTEMS
WARREN, OH

		DATE
DR		
APVD1	J. JABLONSKI	25OC01
APVD2	J. JABLONSKI	25OC01
APVD3	D. MCCLINE	31OC01
APVD4		
APVD5		

SUBSTANCES OF CONCERN AND RECYCLED CONTENT PER DELPHI-K 10940001

NOTES (S)
SEE DRAWING

DRAWING NAME
TAXI ASM CONN M/M MICRO
064 MODULE HEADER

DRAWING NUMBER
15420149

SIZE	SCALE	FRAME NO	SHEET NO	STG	REV	N/P
A1x3	5:1	1 OF 2	4 OF 4	R	06	-

DRAWING NUMBER
15420149

SIZE	SCALE	FRAME NO	SHEET NO	STG	REV	N/P
A1x3	5:1	2 OF 2	4 OF 4	R	06	-

15420149