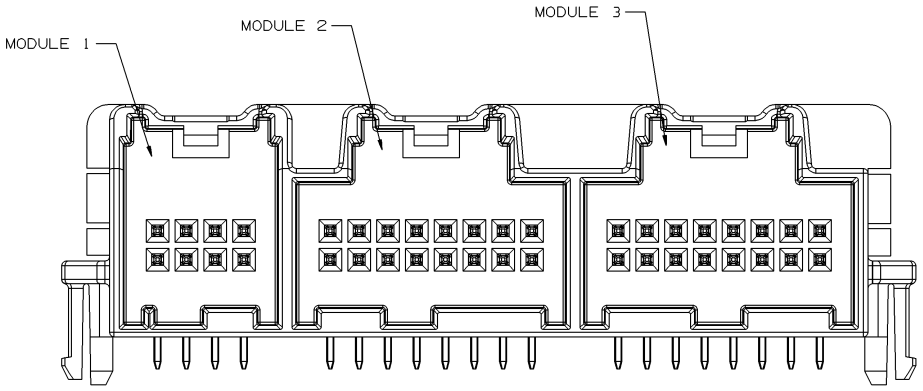
MODULE 1
MODULE 2
MODULE 3

TYPE 101
SCALE 5:1
SAME AS TYPE 104
EXCEPT AS SHOWN

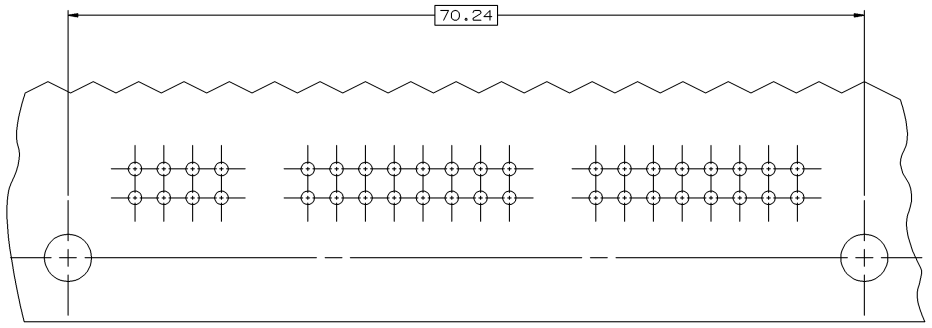

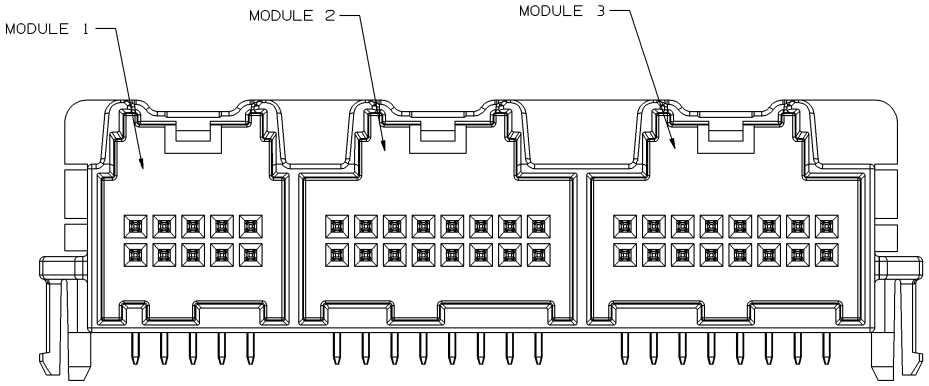
MODULE 1
MODULE 2
MODULE 3

TYPE 102
SCALE 5:1
SAME AS TYPE 104
EXCEPT AS SHOWN

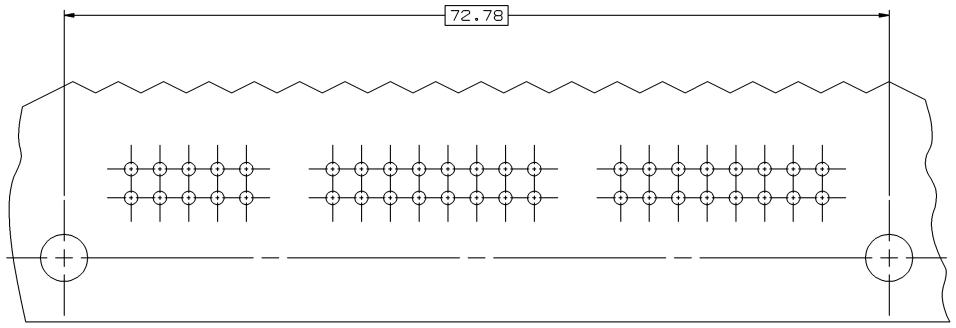

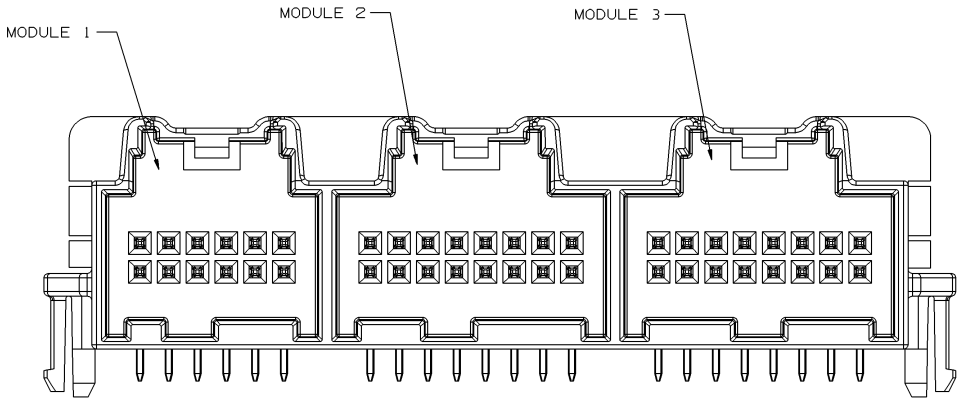
MODULE 1
MODULE 2
MODULE 3

TYPE 103
SCALE 5:1
SAME AS TYPE 104
EXCEPT AS SHOWN

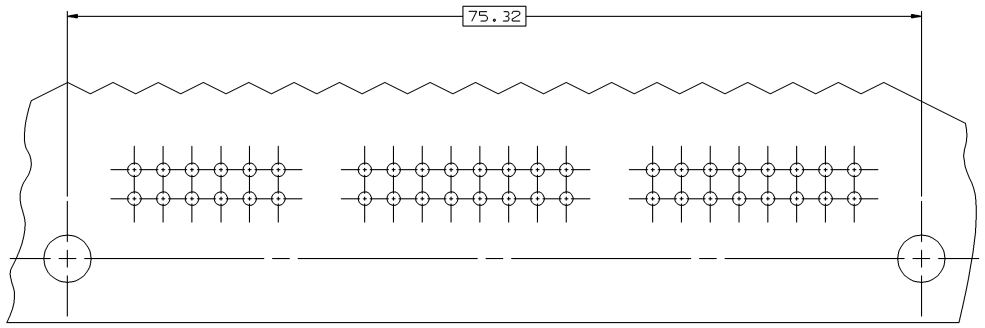

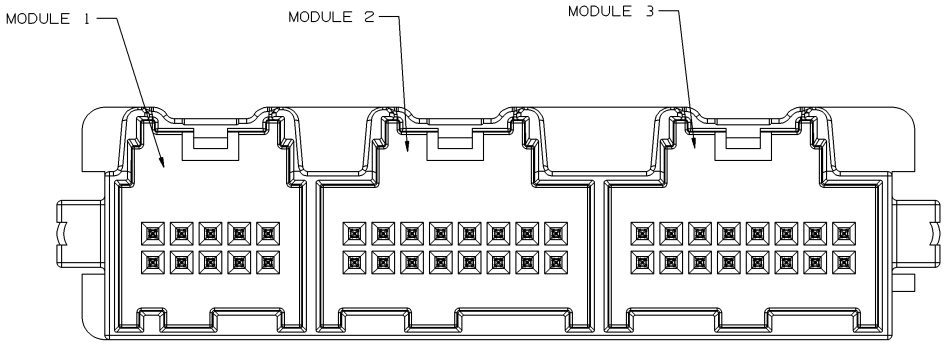
MODULE 1
MODULE 2
MODULE 3

TYPE 105
SCALE 5:1
SAME AS TYPE 107
EXCEPT AS SHOWN

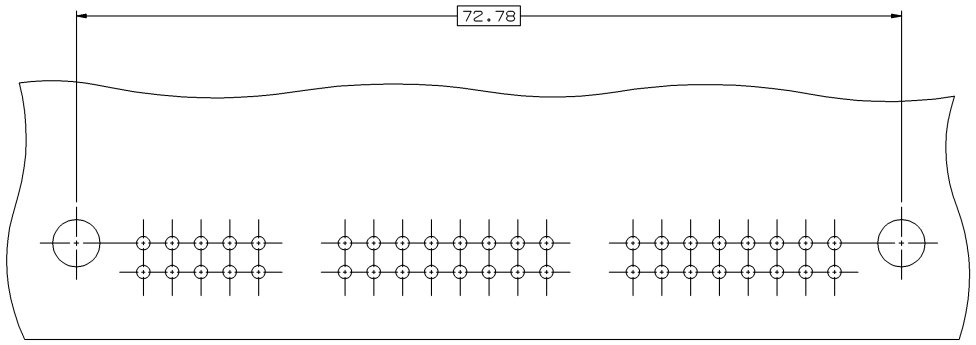

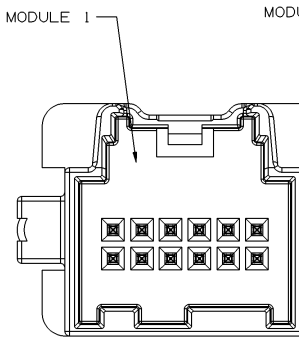
MODULE 1
MODU

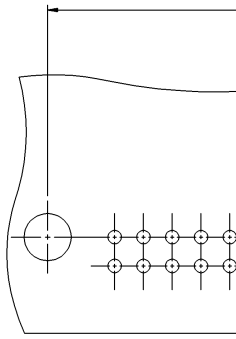

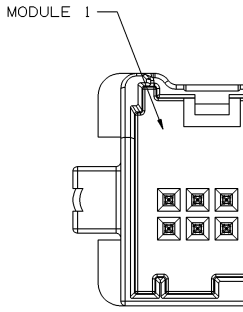

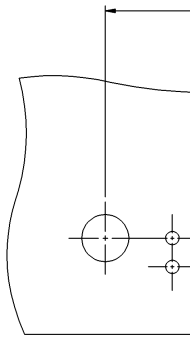

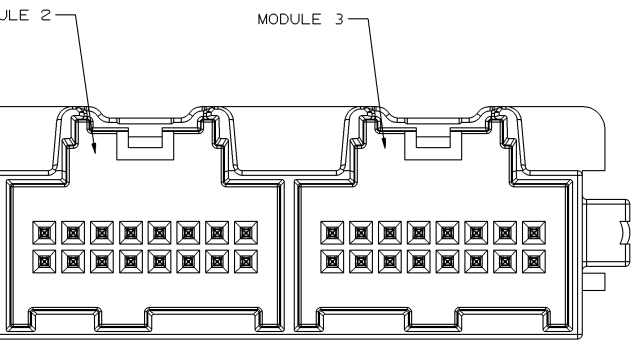
ULE 2
MODULE 3

TYPE 106
SCALE 5:1
SAME AS TYPE 107
EXCEPT AS SHOWN

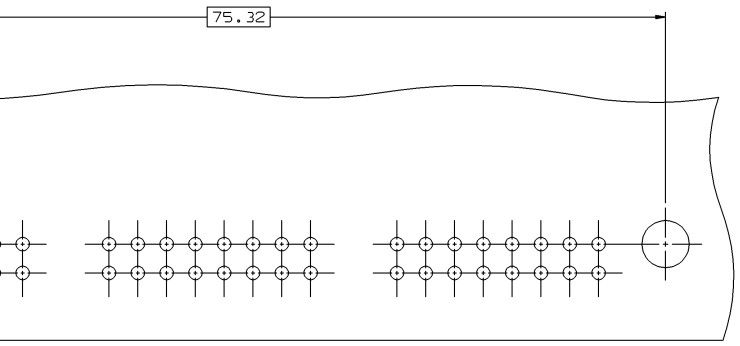

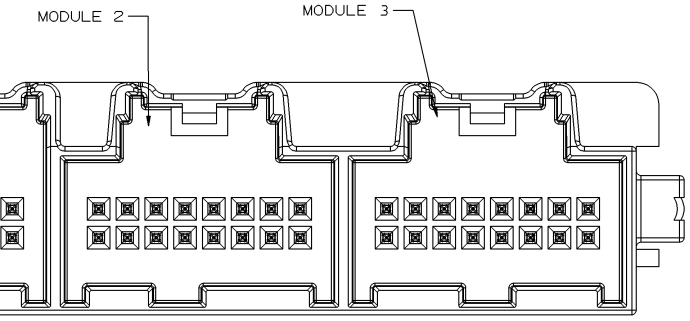
MODULE 2
MODULE 3

TYPE 108
SCALE 5:1
SAME AS TYPE 107
EXCEPT AS SHOWN

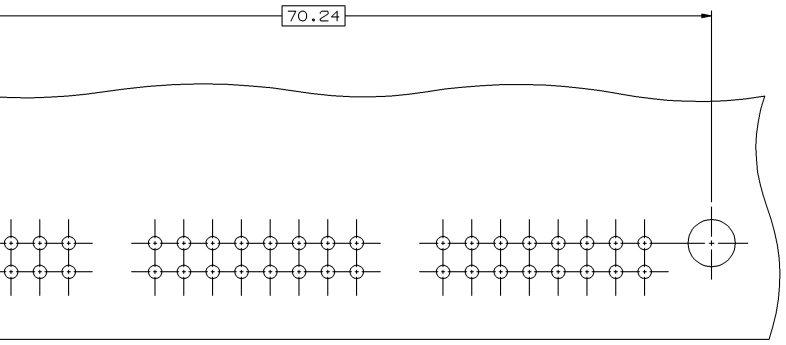

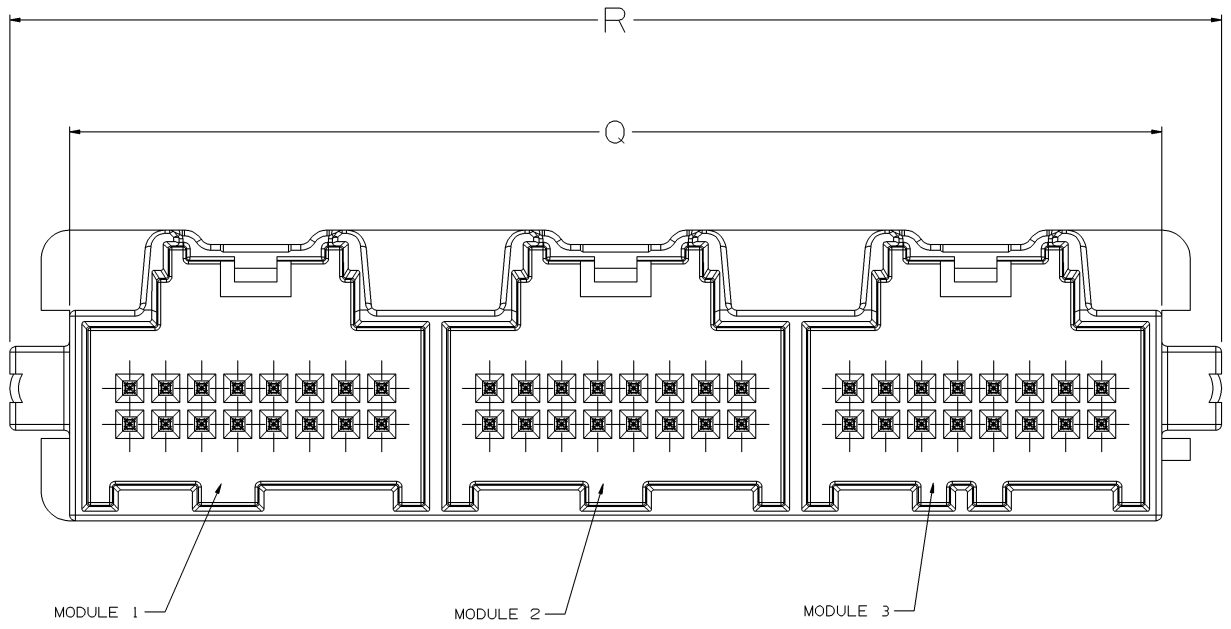
R
Q
MODULE 1
MODULE 2
MODULE 3

TYPE 107
SCALE 5:1
STRAIGHT PIN CONFIG

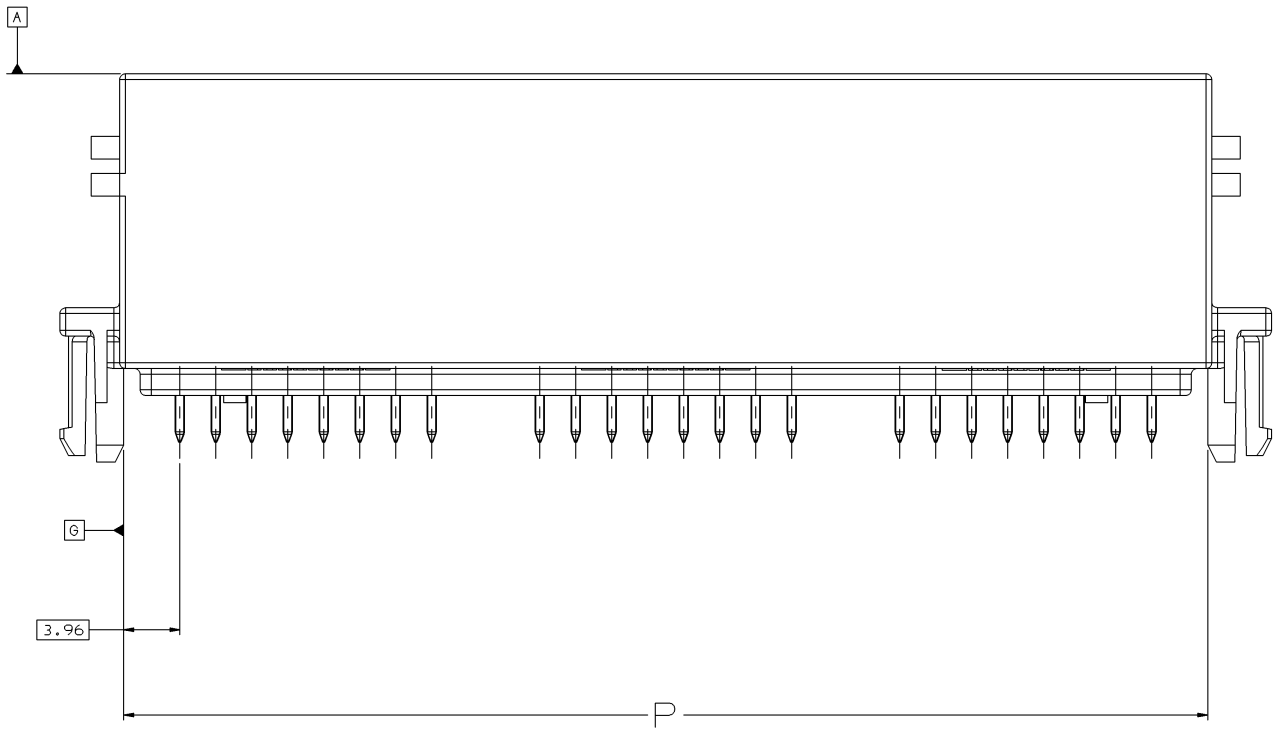

DRAWING NUMBER
15422815

SIZE	SCALE	FRAME NO	SHEET NO	STG	REV	N/P
A1x8	5:1	4 OF 4	1 OF 5	R	05	-

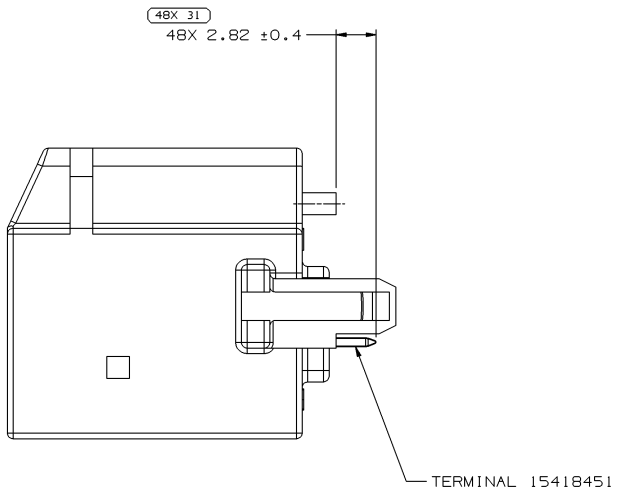
(48X 31)
48X 2.82 ±0.4
TERMINAL 15418451

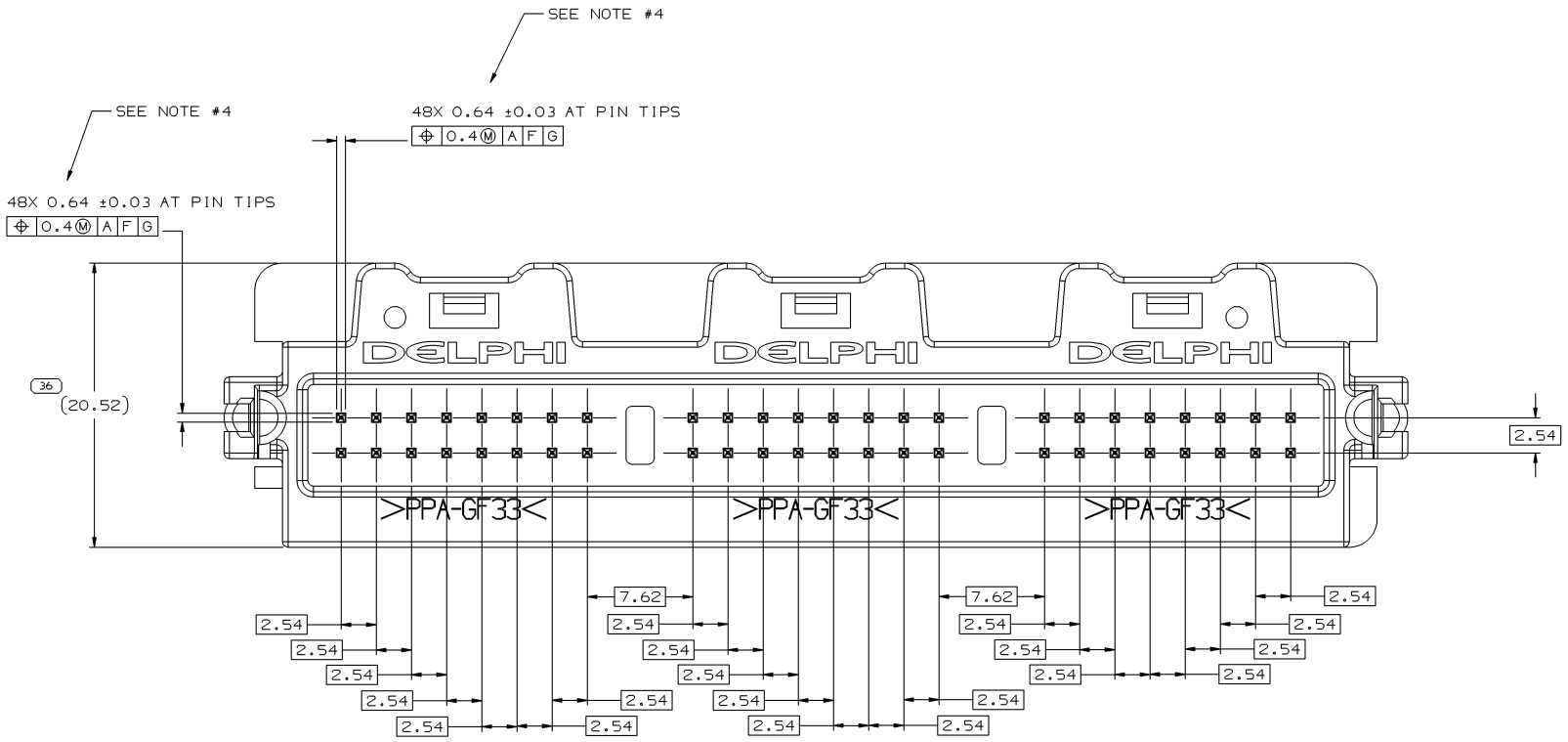
SEE NOTE #4
48X 0.64 ±0.03 AT PIN TIPS
⌖ 0.4Ⓜ A F G
SEE NOTE #4
48X 0.64 ±0.03 AT PIN TIPS
⌖ 0.4Ⓜ A F G
(36)
(20.52)
DELPHI
DELPHI
DELPHI
>PPA-GF33<
>PPA-GF33<
>PPA-GF33<
2.54
7.62
7.62
2.54
2.54
2.54
2.54
2.54
2.54
2.54
2.54
2.54
2.54
2.54
2.54
2.54
2.54
2.54
2.54
2.54
2.54
2.54
2.54

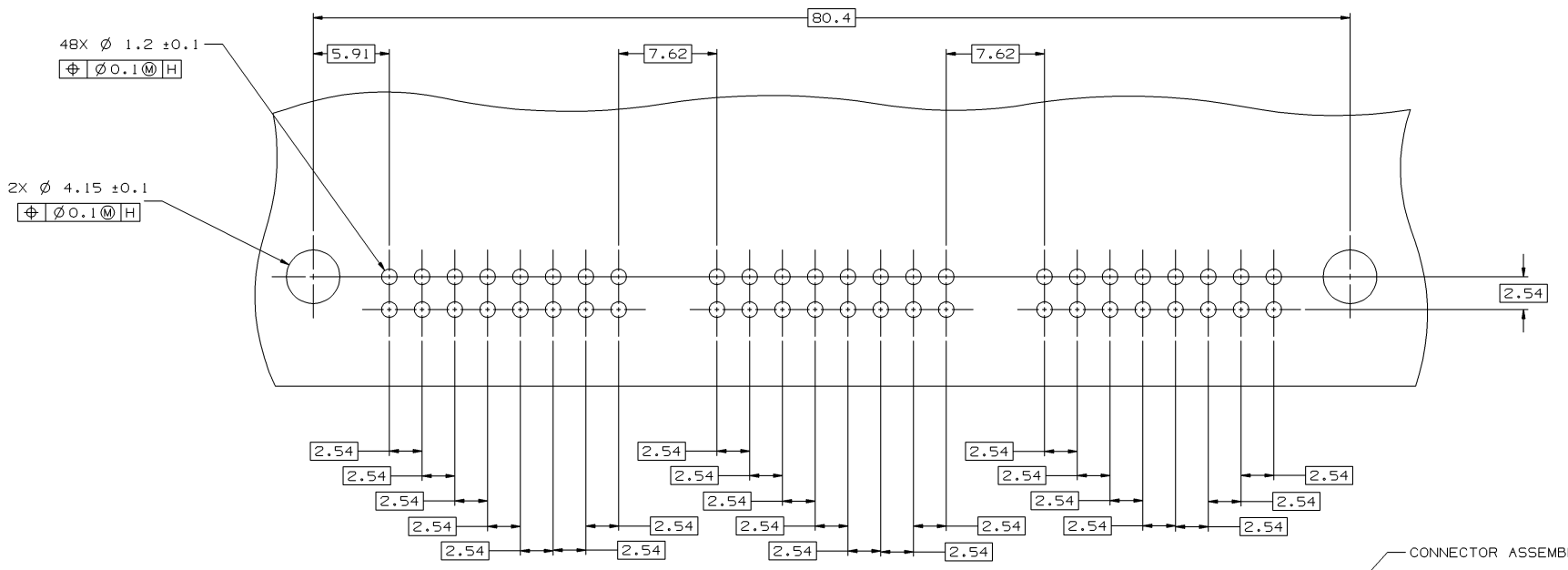
80.4
5.91
7.62
7.62
48X Ø 1.2 ±0.1
⌖ Ø0.1Ⓜ H
2X Ø 4.15 ±0.1
⌖ Ø0.1Ⓜ H
2.54
2.54
2.54
2.54
2.54
2.54
2.54
2.54
2.54
2.54
2.54
2.54
2.54
2.54
2.54
2.54
2.54
2.54
2.54
2.54
2.54
2.54
2.54
2.54
2.54
2.54
2.54
2.54
2.54

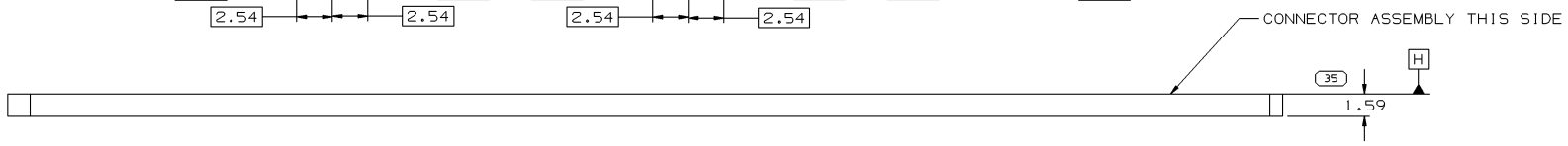
CONNECTOR ASSEMBLY THIS SIDE
(35)
1.59
H

PART NUMBER	STG	REV	N/P	STATUS	TYPE	DESCRIPTION	CONFIG	USCAR TYPE	COLOR	MODULE 1	REV	N/P	MODULE 2	REV	N/P	MODULE 3	REV	N/P	CONNECTOR	P	Q	R
15423679	R	03	AA		108	40M	STRAIGHT	8A, 16A, 16B	BLK	ESD30449 INDEX A	01	AB	ESD30452 INDEX A	01	AB	ESD30452 INDEX B	01	AB	15420973	66.34	66.9	75.34
15423674	R	03	AA		107	48M	STRAIGHT	16A, 16B, 16C	BLK	ESD30452 INDEX A	01	AB	ESD30452 INDEX A	01	AB	ESD30452 INDEX A	01	AB	15423677	76.5	77.06	85.5
15423673	R	03	AA		106	44M	STRAIGHT	12A, 16A, 16B	BLK	ESD30451 INDEX A	01	AB	ESD30452 INDEX A	01	AB	ESD30452 INDEX B	01	AB	15423676	71.42	71.98	80.42
15423672	R	03	AA		105	42M	STRAIGHT	10A, 16A, 16B	BLK	ESD30450 INDEX A	01	AB	ESD30452 INDEX A	01	AB	ESD30452 INDEX B	01	AB	15423675	68.88	69.44	77.88
15422819	R	03	AA		104	48M	RIGHT ANGLE	16A, 16B, 16C	BLK	ESD30452 INDEX A	01	AB	ESD30452 INDEX B	01	AB	ESD30452 INDEX C	01	AB	15419372	76.5	77.06	85.5
15422818	R	03	AA		103	44M	RIGHT ANGLE	12A, 16A, 16B	BLK	ESD30451 INDEX A	01	AB	ESD30452 INDEX A	01	AB	ESD30452 INDEX B	01	AB	15419378	71.42	71.98	80.42
15422817	R	03	AA		102	42M	RIGHT ANGLE	10A, 16A, 16B	BLK	ESD30450 INDEX A	01	AB	ESD30452 INDEX A	01	AB	ESD30452 INDEX B	01	AB	15419370	68.88	69.44	77.88
15422816	R	03	AA		101	40M	RIGHT ANGLE	8A, 16A, 16B	BLK	ESD30449 INDEX A	01	AB	ESD30452 INDEX A	01	AB	ESD30452 INDEX B	01	AB	15419371	66.34	66.9	75.34

DRAWING NUMBER						
15422815						
SIZE	SCALE	FRAME NO	SHEET NO	STG	REV	N/P
A1x8	5:1	3 OF 4	1 OF 5	R	05	-

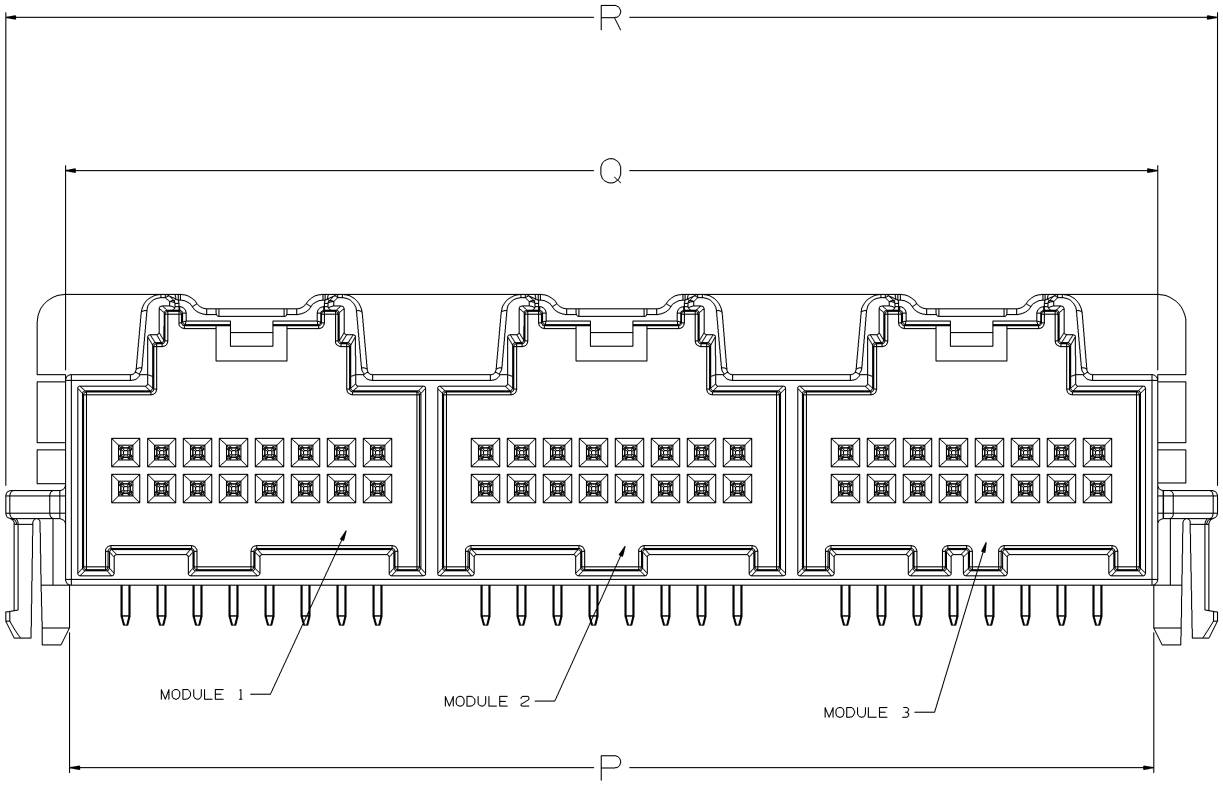
R
Q
MODULE 1
MODULE 2
MODULE 3
P

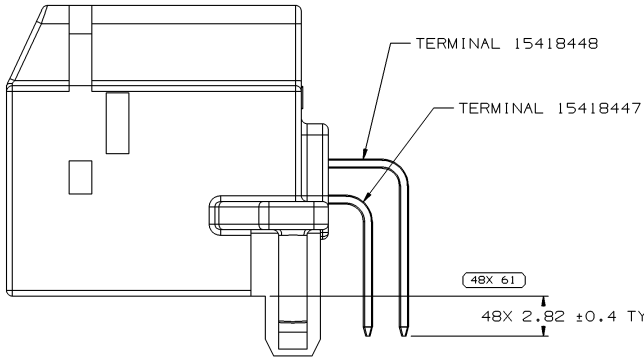
TERMINAL 15418448
TERMINAL 15418447
48X 61
48X 2.82 ±0.4 TY

TYPE 104
SCALE 5:1
RIGHT ANGLE PIN CONFIG

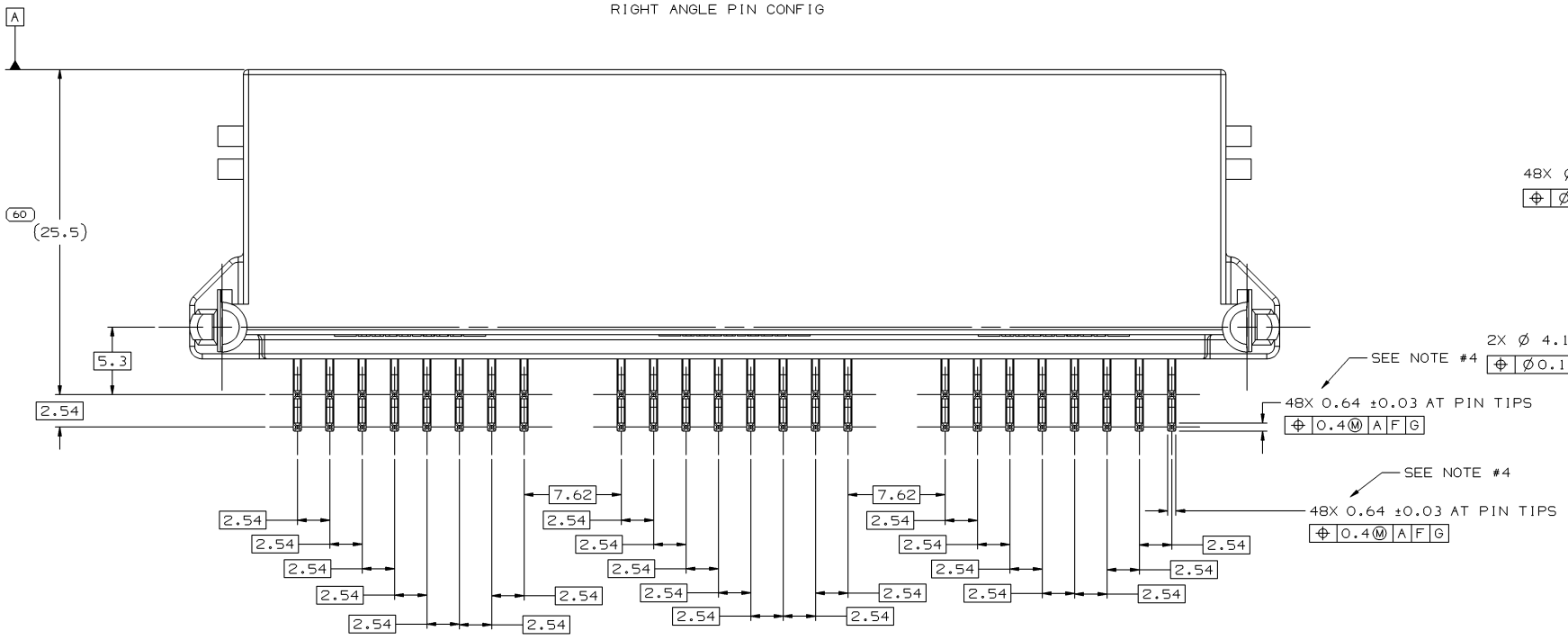
A
60
(25.5)
5.3
2.54
SEE NOTE #4
48X 0.64 ±0.03 AT PIN TIPS
⊕ 0.4Ⓜ A F G
SEE NOTE #4
48X 0.64 ±0.03 AT PIN TIPS
⊕ 0.4Ⓜ A F G
7.62
7.62
2.54
2.54
2.54
2.54
2.54
2.54
2.54
2.54
2.54
2.54
2.54
2.54
2.54
2.54
2.54
2.54
2.54
2.54
2.54
2.54
2.54
2.54

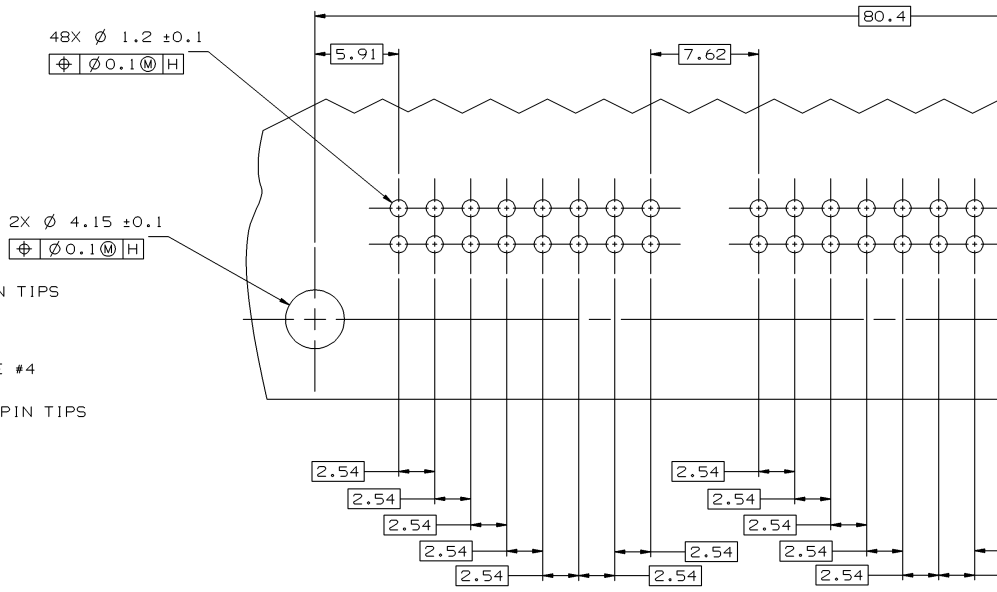
48X Ø 1.2 ±0.1
⊕ Ø0.1Ⓜ H
2X Ø 4.15 ±0.1
⊕ Ø0.1Ⓜ H
80.4
5.91
7.62
2.54
2.54
2.54
2.54
2.54
2.54
2.54
2.54
2.54
2.54
2.54
2.54
2.54

DRAWING NUMBER
15422815

SIZE	SCALE	FRAME NO	SHEET NO	STG	REV	N/P
A1x8	5:1	2 OF 4	1 OF 5	R	05	-

SYMBOL DEFINITION			MISSING SYMBOLS
A DIMENSION WITHOUT AN INSPECTION REPORT SYMBOL ⬭ DOES NOT REQUIRE INSPECTION. IT MAY BE CONTROLLED ON THE INDIVIDUAL COMPONENT DRAWING.	TOTAL NO OF INSPECTIONS REQUIRED	101	1-30 32-34 37-55 57-58
	LAST NO. USED	61	

DWG STATUS					ZONE	REVISION HISTORY	AUTH	DR	APVD 1	APVD 2
DATE	STG	REV	N/P	CHG						
05N001	R	01	-	-		WAS PE096833 AND RELEASED	216102	RH	RH	DWM
25FE02	R	02	-	-		SHT 1 OF 5 WAS SHT 1 OF 4	221207	ECB	JAA	DWM
22MR02	R	03	-	-		REMOVED NOTE 3, ADDED "RIGHT ANGLE' ON DRAWING NAME, CHANGED RADIUS ON CORNERS	222847	LMB	LMB	DWM
05SE02	-	04	-	-		PARTS 15422816, 15422817, 15422818 15422819, 15423672, 15423673, 15423674 AND 15423679 ADDED TO TAXI.	225547	JEB	JEB	DWM
03SE03	R	05	-	-		UPDATED ESD TABLE, REMOVED MATING SIDE DIMENSIONS	245466	SS	SS	DWM

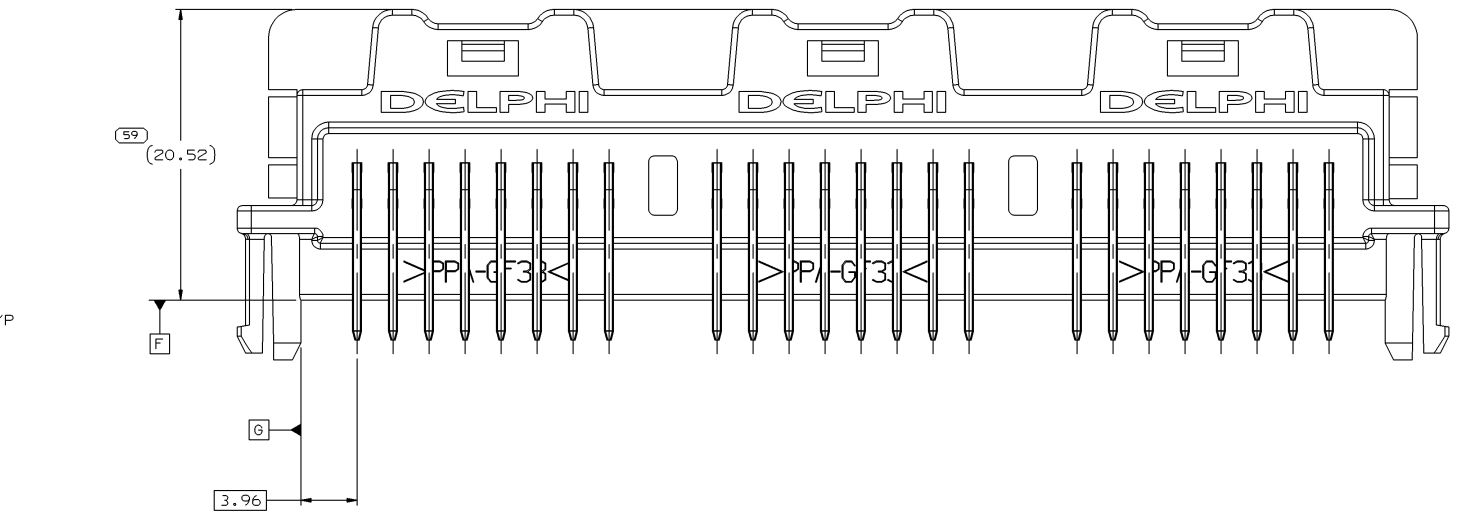

DELPHI
DELPHI
DELPHI
>PPA-GF33<
>PPA-GF33<
>PPA-GF33<
59
(20.52)
F
G
3.96
YP

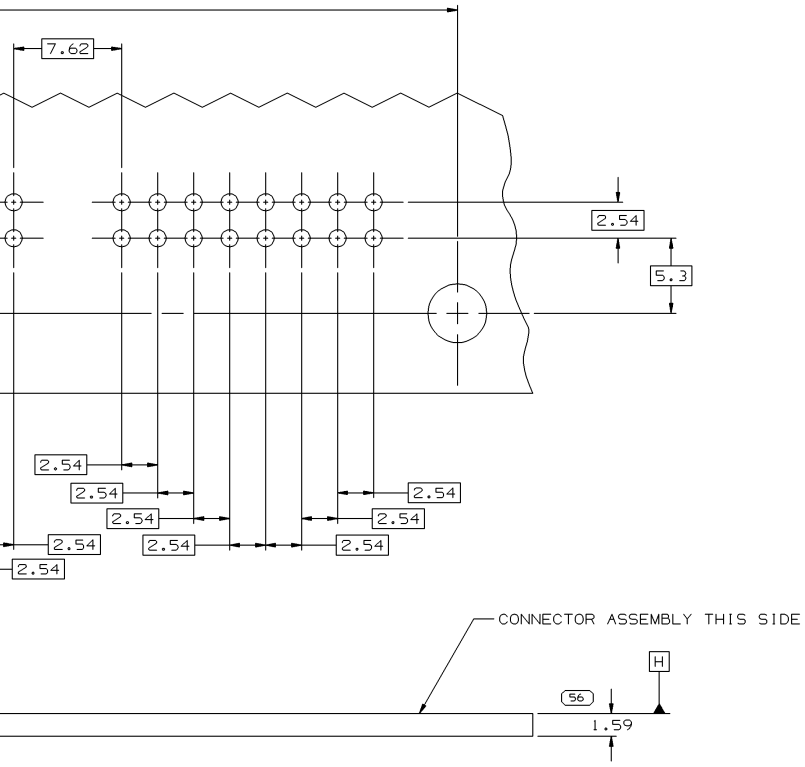

7.62
2.54
5.3
2.54
2.54
2.54
2.54
2.54
2.54
2.54
2.54
2.54
CONNECTOR ASSEMBLY THIS SIDE
H
56
1.59

NOTES

1. UNLESS OTHERWISE SPECIFIED AND/OR INDICATED: DIMENSIONS ARE TO FACE OF VIEW SHOWN AND AUTOMATICALLY ROUNDED BY COMPUTER FOR INSPECTION (SEE MATH MODEL FOR PRECISE DIMENSIONS). FOR ALL OTHER DIMENSIONS NOT SHOWN BUT REQUIRED FOR TOOL BUILD, SEE MATH MODEL FOR PRECISE TOOL PATH DATA.
2. (1.0)X(0.1) RAISED DELPHI CORPORATE BRAND TO BE LOCATED ON ANY EXTERIOR SURFACE, PREFERABLY VISIBLE AT FINAL ASSEMBLY. OPTIONAL CONSTRUCTION TO BE "PED" OR NO LOGO.
3. SEE PART NUMBER TABLE FOR ESD INSPECTION PRINT NUMBER.
4. MATING INTERFACE AND PRINTED CIRCUIT BOARD INTERFACE ARE VERIFIED BY APPROVED GAGES FOR FUNCTIONAL FIT PER CONTROL PLAN.

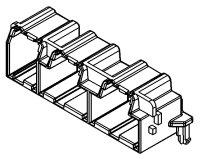

SCALE 1:1

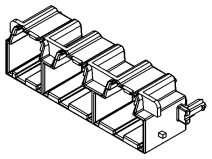

SCALE 1:1

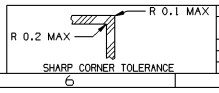

R 0.1 MAX
R 0.2 MAX

SHARP CORNER TOLERANCE

DIMENSIONAL RANGE (MM)									CHART E1
FROM TO	> 0 20	> 20 30	> 30 70	> 70 100	>100 150	>150 200	>200 250	>250 300	>300 400
TOLERANCE UNLESS OTHERWISE SPECIFIED									
	±0.15	±0.2	±0.3	±0.4	±0.5	±0.6	±0.8	±1	±1.2
ANGULAR TOLERANCE ±2°									

DWG TYPE	PART DRAWING
STYLE	
VOLUME (CM³)	N/A
ROUTING	6900
DISTR CODE	D

UNLESS OTHERWISE SPECIFIED

THIS DOCUMENT IS IN ACCORDANCE WITH ASME Y14.5M-1994 AS AMENDED BY THE GM GLOBAL DIMENSIONING AND TOLERANCING ADDENDUM - 1997. ALL GEOMETRIC TOLERANCES AND RELATED DATUMS APPLY RFS. RULE #1(PERFECT FORM AT MMC) DOES NOT APPLY WHEN RELATIONSHIP BETWEEN FEATURES IS ESTABLISHED BY ORIENTATION OR LOCATION TOLERANCES. SEPARATE POSITION CALLOUTS MAY BE GAGED SEPARATELY, REGARDLESS OF DATUM REFERENCE.

ALL DIMENSIONS ARE IN MILLIMETERS

REFERENCE

THIRD ANGLE PROJECTION

DO NOT SCALE

USE MATH DATA

CAD

UG UNIGRAPHICS

DELPHI

DELPHI PACKARD ELECTRIC SYSTEMS
WARREN, OH

THIS DRAWING IS THE PROPERTY OF DELPHI CORPORATION. NO RIGHTS ARE GRANTED TO USE THIS DRAWING FOR ANY PURPOSE OTHER THAN THE FURNISHING OF SERVICES AND SUPPLIES TO DELPHI CORPORATION.

		DATE
DR		
APVD1	ROBERT HURD	05N001
APVD2	ROBERT HURD	05N001
APVD3	DON MCCLUNE	08N001
APVD4		
APVD5		

SUBSTANCES OF CONCERN AND RECYCLED CONTENT PER DELPHI 10949001

MATERIAL
SEE DRAWING

DRAWING NAME
TAXI ASM CONN M MICRO 64 HEADER

DRAWING NUMBER
15422815

SIZE	SCALE	FRAME NO	SHEET NO	STG	REV	N/P
A1x8	5:1	1 OF 4	1 OF 5	R	05	-

12455812