SYMBOL DEFINITION		
A DIMENSION WITHOUT AN INSPECTION REPORT SYMBOL ( ) DOES NOT REQUIRE INSPECTION. IT MAY BE CONTROLLED ON THE INDIVIDUAL COMPONENT DRAWING.	TOTAL NO OF INSPECTIONS REQUIRED	30
	LAST NO. USED	36

MISSING SYMBOLS
1-16 18-20 22 26-32

DWG STATUS DATE	STS	REV	N/P	CHG	ZONE	REVISION HISTORY	AUTH	DR	APVD 1	APVD 2
09JA02	R	01	-	-		ALL PARTS - RELEASED	217513	JLJ	JLJ	DM
02APO2	R	02	-	-		ALL PARTS - UPDATED REVISED CONNECTOR	222783	END	END	DM
29SE03	R	03	-	-		UPDATED PART TABLE, REMOVED DIMENSIONS SHOWN ON ESD DETAILS, REVISED NOTES.	246228	MJM	MJM	DM
18DE03	R	04	-	-		ADDED DIM (1 PLC)	248829	ECB	AUG	DM
15SE04	R	05	-	-		ALL PARTS - UPDATED FORMAT AND REMOVED N/P COLUMN FROM CHART	258905	DRB	DRB	DM
31JA05	R	06	-	-		13518952 - RELEASED	264136	LMD	LMD	DMM
20JN05	R	07	-	-		13533636 - RELEASED	269339	RH	RH	DMM
14OC05	R	08	-	-		15423735 - OBSOLETE AND ADDED NOTE	272462	PCP	PCP	DMM

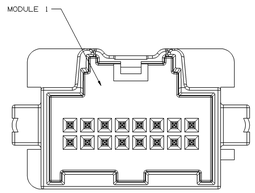

TYPE 402
SAME AS TYPE 101
EXCEPT AS SHOWN

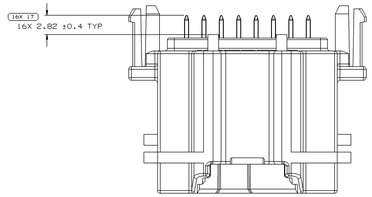

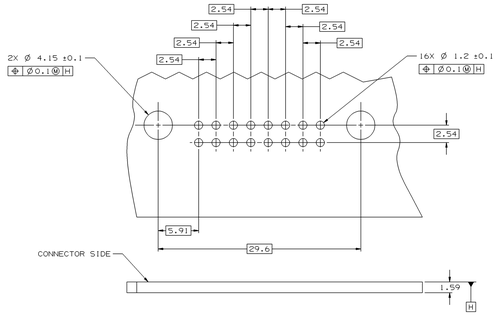

RECOMMENDED MATING PCB LAYOUT

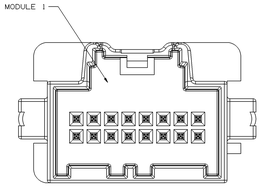

TYPE 403
SAME AS TYPE 101
EXCEPT AS SHOWN

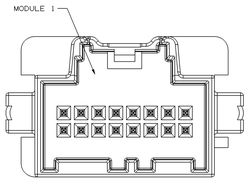

TYPE 404
SAME AS TYPE 101
EXCEPT AS SHOWN

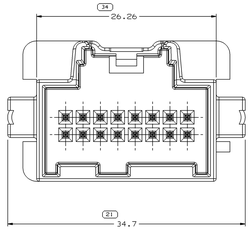

TYPE 401

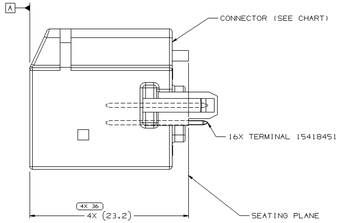

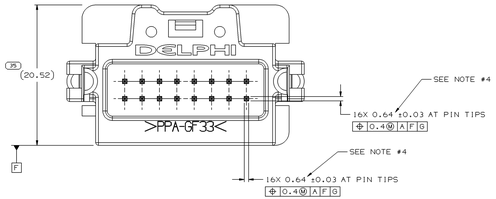

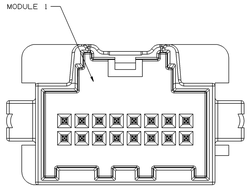

TYPE 405
SAME AS TYPE 101
EXCEPT AS SHOWN

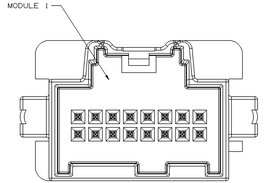

TYPE 406
SAME AS TYPE 101
EXCEPT AS SHOWN

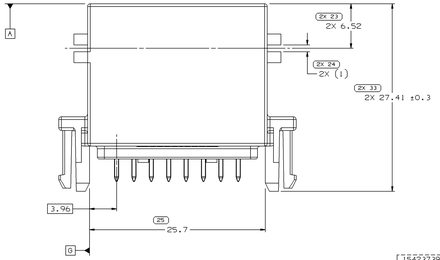

NOTES

1. UNLESS OTHERWISE SPECIFIED AND/OR INDICATED: DIMENSIONS ARE TO FACE OF VIEW SHOWN AND AUTOMATICALLY ROUNDED BY COMPUTER FOR INSPECTION (SEE MATH MODEL FOR PRECISE DIMENSIONS). FOR ALL OTHER DIMENSIONS NOT SHOWN BUT REQUIRED FOR TOOL BUILD, SEE MATH MODEL FOR PRECISE TOOL PATH DATA.
2. MATING INTERFACE AND PRINTED CIRCUIT BOARD INTERFACE ARE VERIFIED BY APPROVED GAGES FOR FUNCTIONAL FIT PER CONTROL PLAN.
3. SEE PART NUMBER TABLE FOR ESD INSPECTION PRINT NUMBER.
4. REFERENCE MATING COMPONENTS OR EQUIVALENT: SEE CHART

PART NO	REV	N/P	STATUS	TYPE	DESCRIPTION	CONFIG	USCAR TYPE	COLOR	MODULE 1	REV	CONNECTOR	MATING CONNECTOR	REPLACED BY
15423739	01	AD		406	16M	STRAIGHT	16F	NAT	ESD30452 INDEX E	01	15421764	15394154	-
15423738	01	AD		405	16M	STRAIGHT	16E	DK BLU	ESD30452 INDEX E	01	15421763	15394153	-
15423737	01	AD		404	16M	STRAIGHT	16D	ORN	ESD30452 INDEX D	01	15421762	15394152	-
15423736	01	AD		403	16M	STRAIGHT	16C	BRN	ESD30452 INDEX C	01	15421761	15394151	-
15423735	01	AE	OBSOLETE	402	16M	STRAIGHT	16B	GRA	ESD30452 INDEX B	01	15421760	15394149	15496639
15423734	01	AD		401	16M	STRAIGHT	16A	BLK	ESD30452 INDEX A	01	15421759	15394150	-
13533636	01	-	RESTRICTED	401	16M	STRAIGHT	16A	GRA	ESD30452 INDEX A	01	13533635	15394150	-
13518952	01	-		401	16M	STRAIGHT	16A	BLK	ESD30452 INDEX A	01	13518951	15394150	-

DRAWING NUMBER 15423715
SIZE A1x3 | SCALE 5:1 | FRAME NO 2 OF 2 | SHEET NO 4 OF | STS R | REV 08 | N/P -

(N/A) PROCESS SENSITIVE DIMENSION

DIMENSIONS ENCLOSED IN A PARENTHESIS REPRESENT REFERENCE DIMENSIONS AND NO TOLERANCE LIMITS ARE ESTABLISHED.

DIMENSIONAL RANGE (MM)								
FOR	>0	>3	>6	>10	>30	>100	>200	>300
	3	6	10	30	100	200	300	600
TOLERANCE UNLESS OTHERWISE SPECIFIED								
	±0.15	±0.2	±0.25	±0.4	±0.6	±0.8	±1	±1.2
ANGULAR TOLERANCE ±2°								

REFERENCE

THIRD ANGLE PROJECTION

DO NOT SCALE

USE MATH DATA

DELPHI

DELPHI PACKARD ELECTRIC SYSTEMS
WARREN, OH

	DATE
DR	
APVD1 J. JABLONSKI	09JA02
APVD2 J. JABLONSKI	10JA02
APVD3 D. MCCLURE	15JA02
APVD4	
APVD5	

SUBSTANCES OF CONCERN AND RECYCLED CONTENT PER DELPHI-K 1094900

NOTE(S)
SEE DRAWING

DRAWING TITLE
TAXI ASM CONN MICRO
064 MODULE HEADER

DRAWING NUMBER 15423715
SIZE A1x3 | SCALE 5:1 | FRAME NO 1 OF 2 | SHEET NO 4 OF | STS R | REV 08 | N/P -

PART DRAWING

UNLESS OTHERWISE SPECIFIED
THIS DOCUMENT IS IN ACCORDANCE WITH ASME Y14.5M-1994 UNLESS OTHERWISE SPECIFIED. DIMENSIONS ARE TO TOLERANCE ACCORDING TO (PPC) - ALL GEOMETRIC TOLERANCES AND RELATED DATUMS APPLY WITH - RULE #1(PERFECT FORM AT MMC) UNLESS OTHERWISE SPECIFIED. DIMENSIONS ARE TO BE ACHIEVED BY ORIENTATION OR LOCATION TOLERANCES. REFERENCE DIMENSIONS HAVE NO TOLERANCE. DIMENSIONS FOR CALCULATION MUST BE SHARED SEPARATELY. DIMENSIONS ARE IN MILLIMETERS.
ALL DIMENSIONS ARE IN MILLIMETERS

I24S3I2