SYMBOL DEFINITION			MISSING NUMBERS
A DIMENSION WITHOUT AN INSPECTION REPORT SYMBOL [ ] DOES NOT REQUIRE INSPECTION. IT MAY BE CONTROLLED ON AN INDIVIDUAL COMPONENT DRAWING.	TOTAL NO. OF SYMBOLS ON DRAWING	5	
	LAST NO. USED	10	

DWG STATUS DATE	STS	REV	N/P	CHG	ZONE	REVISION HISTORY	AUTH	DR	APVD 1	APVD 2
13MR02	R	01	-	-	-	WAS PE086496, ADDED NOTES & RELEASED	221110	LE9	BE8	RC
05MY04	R	01	AA	-	-	ADDED DIM 44° ±5° AND VIEW FOR HARNESS ASSEMBLY AND UPDATED SHORTING CLIP	254149	ESH	TKV	RWR
31MR05	R	01	AB	-	-	UPDATED PDM ATTRIBUTES	266425	RTV	JVW	WTM
12APR07	R	01	AC	-	-	UPDATED PDM ATTRIBUTES	400954	JBD	TRG	JGS

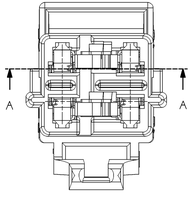

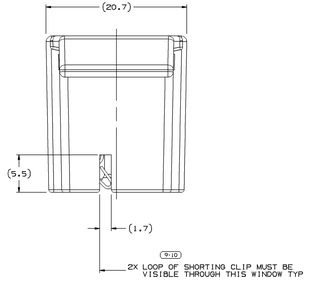

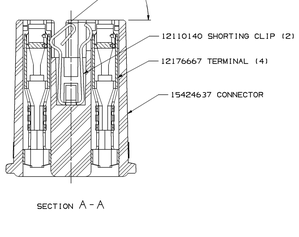

SECTION A-A

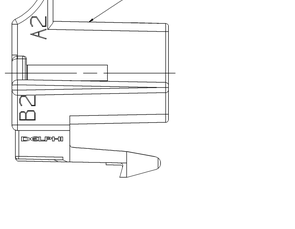

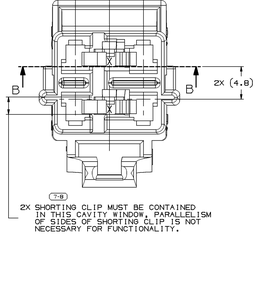

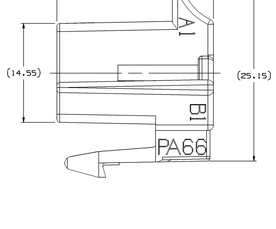

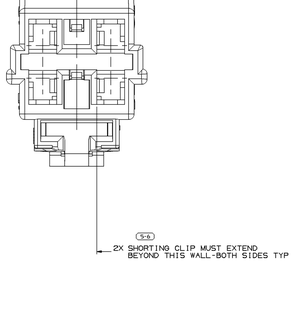

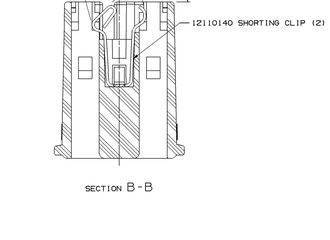

SECTION B-B

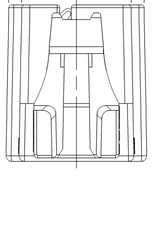

NOTES

1. UNLESS OTHERWISE SPECIFIED AND/OR INDICATED:

   DIMENSIONS ARE TO FACE OF VIEW SHOWN AND AUTOMATICALLY ROUNDED BY COMPUTER FOR INSPECTION (SEE MATH MODEL FOR PRECISE DIMENSIONS). FOR ALL OTHER DIMENSIONS NOT SHOWN BUT REQUIRED FOR TOOL BUILD, SEE MATH MODEL FOR PRECISE TOOL PATH DATA.

2. SEALING CODE 0 - UNSEALED
3. REFERENCE MATING COMPONENTS OR EQUIVALENT:
   CONNECTOR 15424639
   TERMINAL 12176667
4. THIS PART ACCEPTS THE FOLLOWING COMPONENTS OR EQUIVALENT:
   CONNECTOR POSITION ASSURANCE LOCK 12052834
   TERMINAL POSITION ASSURANCE LOCK 12176632
5. ASSEMBLE CLIPS SECURELY IN CONNECTOR BODY.

VIEW SCALE DOES NOT REFLECT ACTUAL PART SIZE

HARNESS ASSEMBLY MANUFACTURING INFORMATION

CONNECTOR ASSEMBLY WITH TERMINALS AND SHORTING CLIP INSTALLED

DRAWING NUMBER							
15424638							
SIZE	SCALE	SHEET NO	SHEET NO	REV	REV	REV	
A1x3	5:1	2 OF 2	1 OF 1	R	01	AC	

DWG TYPE	PART DRAWING
STYLE	
VOLUME (CM³)	SYSTEM CODE: D

UNLESS OTHERWISE SPECIFIED

THIS DOCUMENT IS IN ACCORDANCE WITH ASME Y14.100-1998 OR IMPORTED TO ASME Y14.100-1998 STANDARDS. THIS DOCUMENT CONTAINS DATA THAT IS THE PROPERTY OF DELPHI AND RELATED DATA WILL NOT BE "MADE AVAILABLE" FROM OTHER SOURCES. THIS DATA IS TO BE KEPT CONFIDENTIAL AND NOT TO BE DISCLOSED OR UNDERSTOOD BY LOCATION, NATIONALITY, OR OTHERWISE, TO ANY PERSON OR ENTITY WITHOUT PRIOR KNOWLEDGE OF DELPHI PROPERTY.
ALL DIMENSIONS ARE IN MILLIMETERS

N/A PROCESS SENSITIVE DIMENSION

DIMENSIONS ENCLOSED IN ( ) INDICATE REFERENCE DIMENSIONS AND HAVE NO TOLERANCE LIMITS AND ESTIMATED

REFERENCE

DECIMAL PLACES																	
FRACTIONAL	±1/2	±1/4	±1/8	±1/16	±1/32	±1/64	±.1	±.05	±.02	±.01	±.005	±.002	±.001	±.0005	±.0002	±.0001
ANGULAR	±30	±20	±10	±5	±2	±1	±30'	±20'	±10'	±5'	±2'	±1'	±30"	±20"	±10"	±5"

TOLERANCE UNLESS OTHERWISE SPECIFIED
(DO/SI) DIM F (DO/SI) DIM F (DO/SI) DIM F (DO/SI) DIM F
ANGULAR TOLERANCE ±2°

THIRD ANGLE PROJECTION

DO NOT SCALE

SEE MATH DATA

DELPHI

DELPHI PACKARD ELECTRICAL/ELECTRONIC ARCHITECTURE
WARREN, OH

		DATE	
DR			
APVD1	L. GARAY	13MR02	D
APVD2	G. ESTRADA	13MR02	
APVD3	R. CORRAL	13MR02	
APVD4			
APVD5			

SUBSTANCES OF CONCERN: NO RECYCLED CONTENT PER DELPHI (2MH50)

DESIGN LOC
SEE DRAWING

DRAWING NAME
ASM CONN 4 F M/P 280 YEL

DRAWING NUMBER							
15424638							
SIZE	SCALE	SHEET NO	SHEET NO	REV	REV	REV	
A1x3	5:1	1 OF 2	1 OF 1	R	01	AC	

12ts4e38