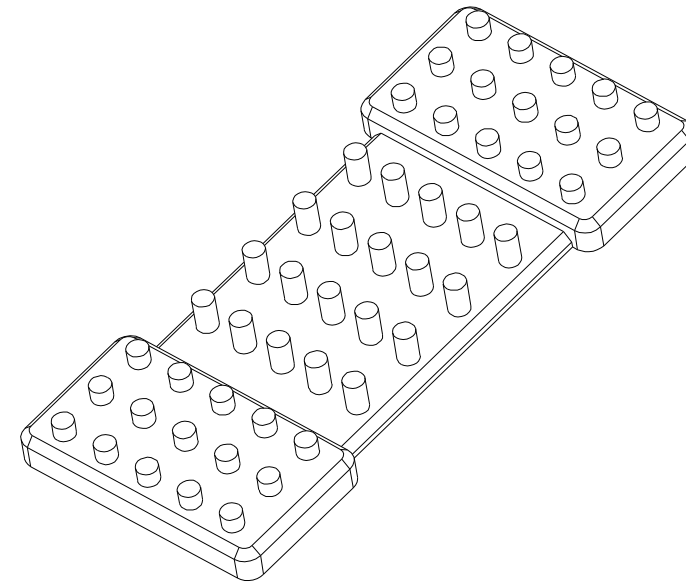
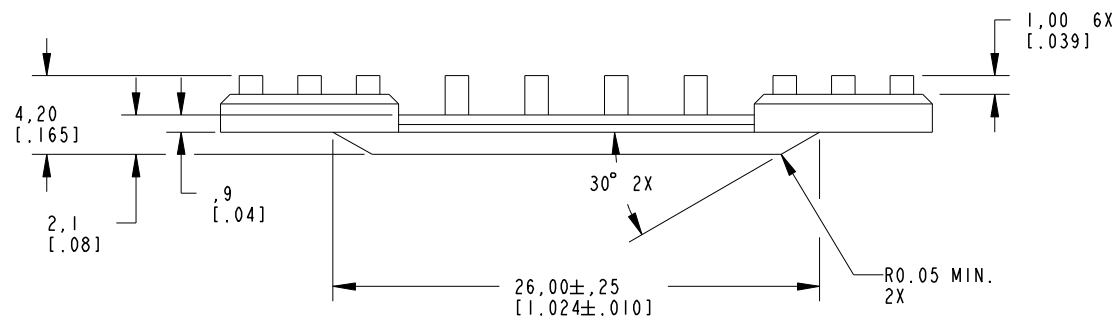
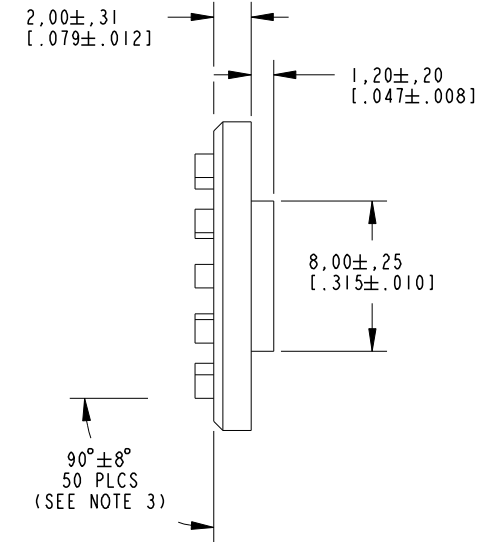
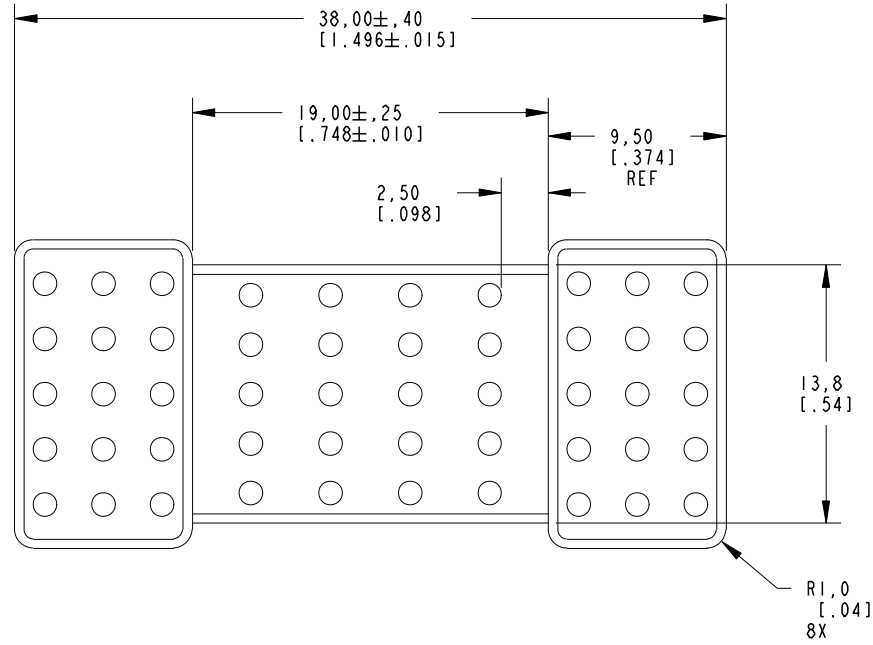


NOTES:

- UNLESS OTHERWISE SPECIFIED
- 1. INTERPRET DRAWING PER ASME Y14.5M-1994
- 2. VARIATION IN PLATING COLOR IS NORMAL AND ALLOWED.
- 3. MAXIMUM PIN LEAN OF 8° IN ANY DIRECTION.
- 4. 0,2mm MAXIMUM BURR ALLOWED.
- 5. RoHS COMPLIANT AND CERTIFIED.



CUSTOMER DRAWING
SPECIFICATIONS ARE SUBJECT TO CHANGE WITHOUT NOTICE

REV.	DATE	DESCRIPTION
0	12-22-04	RELEASE
1	12-22-04	DA 12-22-04
2	12-22-04	APP'D: BP 12-22-04
3	01-03-05	REVISED
4	6-7-05	EJAO 6-7-05
5	6-16-05	APP'D: B.P. 6-16-05
6	08-01-08	RELEASED
7	08-01-08	EJAO 8-30-08
8	08-01-08	APP'D: B.P. 4-2-08

Tyco Electronics		Norwood, Massachusetts 02062	
UNLESS OTHERWISE SPECIFIED TOLERANCES ARE:	DRAWN BY: D. AMARAL	DATE: 12-22-04	MATERIAL: 6063-T5 CAST ALUMINUM
X.X ± .5	ENGINEER: B. PETROCELLI	DATE: 12-22-04	FINISH: IMERSION NICKEL PLATED
X.XX ± .25	FILENAME	PROJECT	SYSTEM
X.XXX ±			PRO-E
ANGLES ± °			

CONFIDENTIAL PROPERTY OF TYCO ELECTRONICS. NOT TO BE DISCLOSED TO OTHERS. REPRODUCED OR USED FOR ANY PURPOSES EXCEPT AS AUTHORIZED IN WRITING BY AN AUTHORIZED OFFICIAL OF TYCO ELECTRONICS. MUST BE RETURNED TO TYCO ELECTRONICS ON DEMAND, ON COMPLETION OF ORDERS OR OTHER PURPOSES FOR WHICH LEFT.		TITLE: HEATSINK SFP 4,2MM TALL	
DIMENSIONS ARE IN: MILLIMETERS	SCALE: 4:1	TE PART NO.: 1542992-2	SHEET 1 of 1
THIRD ANGLE PROJECTION	SIZE: C	DWG. NO.: C-1542992	REV. AI