SYMBOL DEFINITION			MISSING NUMBERS
A DIMENSION WITHOUT AN INSPECTION REPORT SYMBOL [ ] DOES NOT REQUIRE INSPECTION. IT MAY BE CONTROLLED ON AN INDIVIDUAL COMPONENT DRAWING.	TOTAL NO. OF SYMBOLS ON DRAWING	5	
	LAST NO. USED	10	

DWG STATUS DATE	STS	REV	ALP	DHR	ZONE	REVISION HISTORY	AUTH	DR	APVD 1	APVD 2
10FE04	R	01	-	-	-	CREATED PD	250701	MJM	MJM	TM
20APO4	R	02	-	-	-	DIM #15 WAS 42 DEGREES, DIM #16 WAS 17 +/-1 DEGREES. ADDED "ONLY" TO TERMINALS NOTE	253402	LMB	LMB	TM
02JL04	R	02	AA	-	-	REVISED DIMS 18 PLCS1. SYMBOLS AND NOTE 3	256674	JBG	JAA	WTM
31MR05	R	02	AB	-	-	UPDATED PDM ATTRIBUTES	266425	RTV	JAW	WTM
03APO7	R	02	AC	-	-	UPDATED PDM ATTRIBUTES	400955	RMG	TRG	JGS

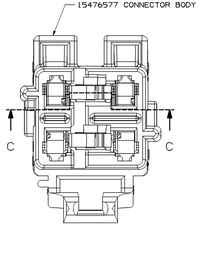

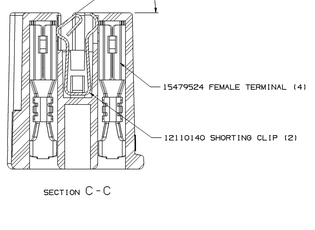

SECTION C-C

HARNESS ASSEMBLY MANUFACTURING INFORMATION

CONNECTOR ASSEMBLY WITH TERMINALS AND SHORTING CLIP INSTALLED

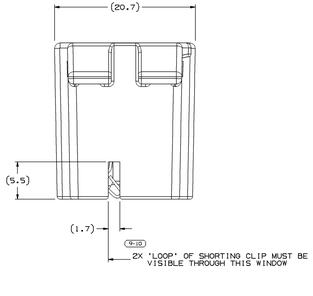

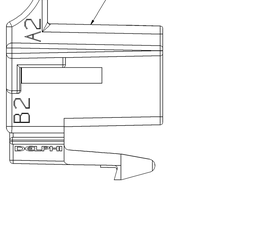

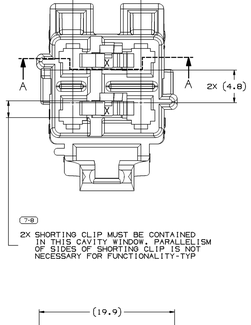

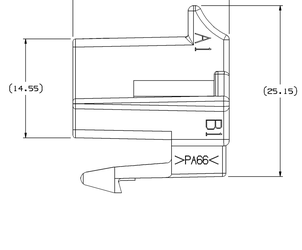

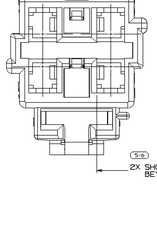

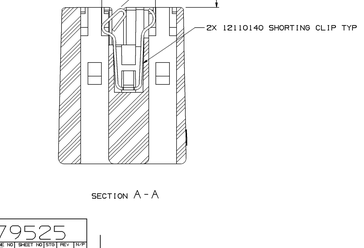

SECTION A-A

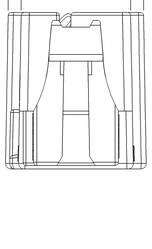

NOTES

1. UNLESS OTHERWISE SPECIFIED AND/OR INDICATED:

   DIMENSIONS ARE TO FACE OF VIEW SHOWN AND AUTOMATICALLY ROUNDED BY COMPUTER FOR INSPECTION (SEE MATH MODEL FOR PRECISE DIMENSIONS). FOR ALL OTHER DIMENSIONS NOT SHOWN BUT REQUIRED FOR TOOL BUILD, SEE MATH MODEL FOR PRECISE TOOL PATH DATA.

2. SEALING CODE O - UNSEALED

3. REFERENCE MATING COMPONENTS OR EQUIVALENT:

   CONNECTOR - 15336476
   TERMINAL - 15484100 OR 15479524 ONLY
   CONNECTOR POSITION ASSURANCE LOCK - 12052034
   TERMINAL POSITION ASSURANCE - 12176632 OR EQUIVALENT

4. ASSEMBLY CLIPS SECURELY IN CONNECTOR BODY.

VIEW SCALE DOES NOT REFLECT ACTUAL PART SIZE

DRAWING NUMBER							
15479525							
SIZE	SCALE	FRAME NO	SHEET NO	TOTAL	REV	SYM
A1x3	5:1	2 OF 2	1 OF 1	R	02	AC

N/A PROCESS SENSITIVE DIMENSION

DIMENSIONS ENCLOSED IN [ ] INDICATE REFERENCE DIMENSIONS, NO 4G TOLERANCE LIMITS ARE ESTABLISHED

DIMENSIONAL RANGE (MM)												
FROM	0	3	6	30	120	250	1000	2000	4000	7,000
TO	3	6	30	120	250	1000	2000	4000	7,000	10,000
TOLERANCE UNLESS OTHERWISE SPECIFIED										
±0.15	±0.2	±0.3	±0.5	±0.8	±1.2	±2	±3	±4	±5	±7
ANGULAR TOLERANCE ±2°										

THIRD ANGLE PROJECTION

DO NOT SCALE

SEE MATH DATA

UNLESS OTHERWISE SPECIFIED

DWG TYPE: PART DRAWING

STYLE

VOLUME (CU)

SIZE: D

THIS DOCUMENT IS IN ACCORDANCE WITH ASME Y14.100-1994 AS MODIFIED BY THE IN HOUSE GUIDELINES FOR ASME Y14.5M-1994 AS MODIFIED BY THE IN HOUSE GUIDELINES. THIS DOCUMENT CONTAINS INFORMATION THAT IS THE PROPERTY OF DELPHI AND MAY NOT BE COPIED OR DISCLOSED TO OTHERS WITHOUT WRITTEN AUTHORIZATION FROM DELPHI.

ALL DIMENSIONS ARE IN MILLIMETERS

REFERENCE

DELPHI

DELPHI PACKARD ELECTRICAL/ELECTRONIC ARCHITECTURE WARREN, OH

		DATE
DR		
APVD1	M. MAYER	10FE04
APVD2	M. MAYER	10FE04
APVD3	TOM MADDEN	10FE04
APVD4		
APVD5		

SUBSTANCES OF CONCERN NO RECORD SYNTHI PER DELPHI (2MM50)

MATERIAL: M39200b PA66 HS IM YEL

DRAWING NAME: ASM CONN 4 F M/P 280 YEL

DRAWING NUMBER							
15479525							
SIZE	SCALE	FRAME NO	SHEET NO	TOTAL	REV	SYM
A1x3	5:1	1 OF 2	1 OF 1	R	02	AC

15479525