SYMBOL DEFINITION			MISSING NUMBERS
A DIMENSION WITHOUT AN INSPECTION REPORT SYMBOL ⬭ DOES NOT REQUIRE INSPECTION. IT MAY BE CONTROLLED ON AN INDIVIDUAL COMPONENT DRAWING.	TOTAL NO. OF SYMBOLS ON DRAWING	4	
	LAST NO. USED	4	

DWG STATUS					ZONE	REVISION HISTORY	AUTH	DR	APVD 1	APVD 2
DATE	STG	REV	N/P	CHG						
05JA00	R	001	-	-		ALL PARTS - ADDED DIMS & REVISED NOTES	198189	EOV	GEG	DN
07FE00	R	002	-	-		ALL PARTS - DIM 34±0.7 WAS 34.79 ±0.619	199268	EOV	GEG	DN
14JN04	R	03	-	-		12092289 - OBSOLETE AND ADDED NOTE 8	253207	MDH	JVM	SAN
25MY04	R	04	-	-		15492590 & 15492594 - RELEASED; 12092285 & 12092939 - RESTRICTED	255957	JTZ	FRG	MGR
110C05	R	05	-	-		12092939 - OBSOLETE	273318	MDH	JAA	MGR
240C05	R	06	-	-		12092285 - OBSOLETE	273824	JTZ	JAA	MGR

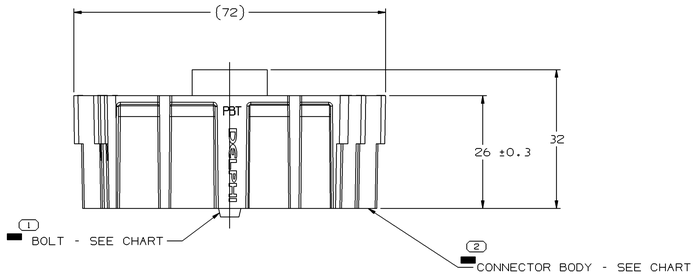

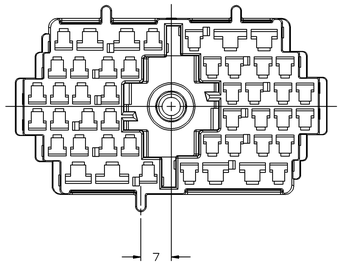

TYPE 102
SAME AS TYPE 101
EXCEPT AS SHOWN

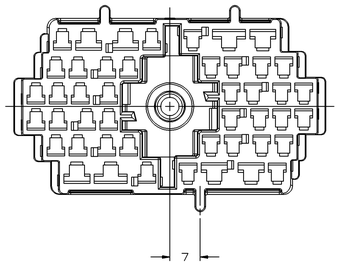

TYPE 103
SAME AS TYPE 101
EXCEPT AS SHOWN

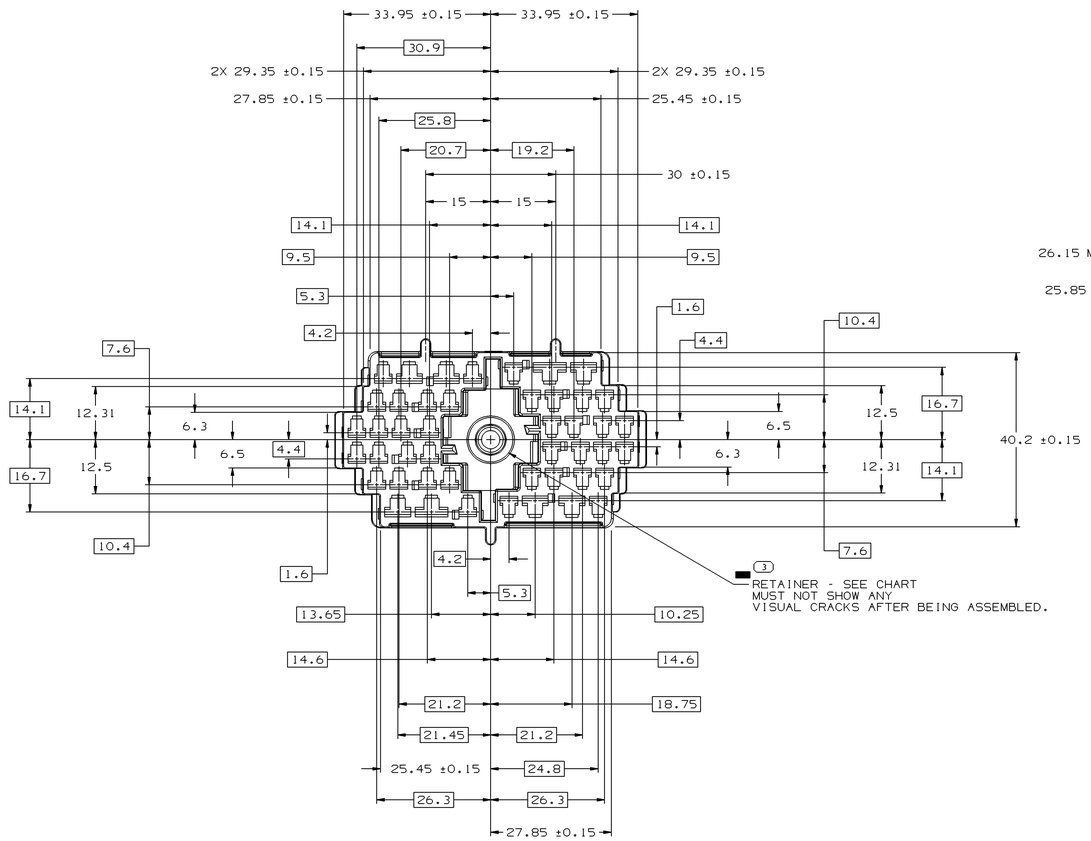

TYPE 101

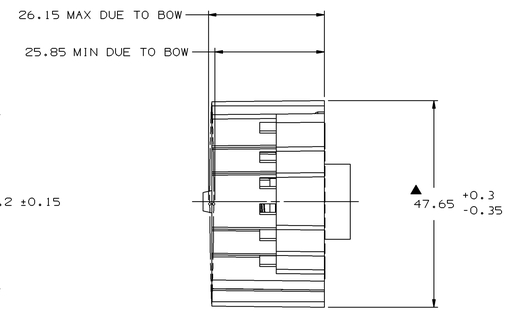

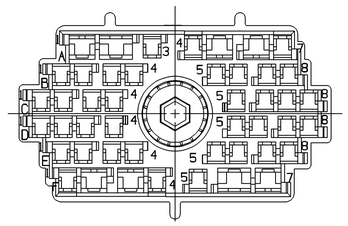

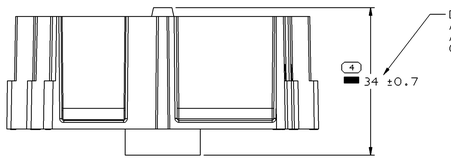

DIMENSION TO BE MEASURED WITH BOLT ALLOWED TO REST IN POSITION SHOWN AND TO PROTRUDE FROM BOTTOM OF CONNECTOR

NOTES

1. UNLESS OTHERWISE SPECIFIED AND/OR INDICATED:
   DIMENSIONS ARE TO FACE OF VIEW SHOWN AND AUTOMATICALLY ROUNDED BY COMPUTER FOR INSPECTION. (SEE MATH MODEL FOR PRECISE DIMENSIONS.) FOR ALL OTHER DIMENSIONS NOT SHOWN BUT REQUIRED FOR TOOL BUILD, SEE MATH MODEL FOR PRECISE TOOL PATH DATA.

2. WHEN PARTS ARE SHIPPED THEY MUST BE PACKED IN PLASTIC BAGS OR SHIPPING CONTAINERS MUST BE LINED WITH PLASTIC LINERS. BAGS OR LINERS MUST BE SEALED TO AVOID ENTRY OF FOREIGN MATTER.

3. SEALING CODE O - UNSEALED

4. THIS PART IS CONTROLED FOR AUTOMATIC FEEDING AS DENOTED ON DRAWING WITH "▲".

5. THIS PART ACCEPTS THE FOLLOWING COMPONENTS OR EQUIVALENT:
   CAVITIES A3,A4,A7,B1,B2,B3,B4,B5,B6,B7,B8,C1,C2,C3,C4, C5,C6,C7,C8,D1,D2,D3,D4,D5,D6,D7,D8,E1,E2,E3,E4,E5,E6, E7,E8,F1,F4 &F5 TO ACCEPT 12015823 TERMINAL
   MAXIMUM CABLE DIAMETER 3.85 MM.
   CAVITIES A1,A5,A6,F2,F3 & F7 TO ACCEPT 12015828 TERMINAL
   MAXIMUM CABLE DIAMETER 5.65 MM.
   CAVITIES A2 & F6 TO ACCEPT 12015869 TERMINAL
   MAXIMUM CABLE DIAMETER 5.65 MM.
   SECONDARY TERMINAL LOCK 12092290 (2)

6. THIS ASSEMBLY TO BE BOLTED TO MATING CONNECTOR ASSEMBLY WITH A TORQUE ON THE BOLT OF 5Nm TO 8Nm.

7. ITEMS INDICATED BY "▬" ARE CONTROLLED FOR THE COMPONENT ASSEMBLY. ALL OTHER ITEMS ARE CONTROLLED BY INDIVIDUAL COMPONENT DRAWING.

8. OBSOLETE PART(S) CONTAINS A HEXAVALENT CHROME COATING. DO NOT USE THIS PART ON NEW APPLICATIONS. HEXAVALENT CHROME IS A BANNED SUBSTANCE. IF THIS PART IS REQUIRED FOR CURRENT OR FUTURE BUSINESS OR FOR SERVICE REQUIREMENTS, CONTACT THE PRODUCT LINE ENGINEER OR MATERIALS ENGINEERING TO GET A NEW PART THAT IS FREE FROM HEXAVALENT CHROME. EXISTING INVENTORY OF THIS PART MAY BE USED UNTIL JULY 1, 2007 FOR SERVICE REQUIREMENTS.

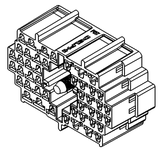

PART NO	REV	N/P	STATUS	TYPE	CONNECTOR BODY	BOLT	RETAINER	MATING CONN.
15492594	01	-	-	102	12092938 - M4698010 PBT GF30 BRN	15492568	15492512	21020504 & 21020042
15492590	01	-	-	101	12092284 - M4698030 PBT GF30 BLK	15492568	15492512	21020504 & 21020042
12092939	E4	-	OBSOLETE	102	12092938 - M4698010 PBT GF30 BRN	12065852	12004737	21020504 & 21020042
12092289	E3	-	OBSOLETE	103	12092288 - M4698018 PBT GF30 GRA DK	12065852	12004737	21020504
12092287	D	-	OBSOLETE	102	12092286 - M4698010 PBT GF30 BRN	12065852	12004737	21020504 & 21020042
12092285	E4	-	OBSOLETE	101	12092284 - M4698030 PBT GF30 BLK	12065852	12004737	21020504 & 21020042

PROCESS SENSITIVE DIMENSION

DIMENSIONS ENCLOSED IN ( ) INDICATE REFERENCE DIMENSIONS AND NO TOLERANCE LIMITS ARE ESTABLISHED

DIMENSIONAL RANGE (MM) FROM	> 0	> 20	> 30	> 70	>100	>150	>200	>250	>300
TO	20	30	70	100	150	200	250	300	400
CHART E1 TOLERANCE UNLESS OTHERWISE SPECIFIED	±0.15	±0.2	±0.3	±0.4	±0.5	±0.6	±0.8	±1	±1.2

ANGULAR TOLERANCE ±2°

THIRD ANGLE PROJECTION

DO NOT SCALE
USE MATH DATA

CAD UNIGRAPHICS

DWG TYPE: PART DRAWING

STYLE

VOLUME (CM³)

DISTR CODE: D

UNLESS OTHERWISE SPECIFIED
THIS DOCUMENT IS IN ACCORDANCE WITH ASME Y14.5M-1994 AS AMENDED BY THE GM GLOBAL DIMENSIONING AND TOLERANCING ADDENDUM-2001. SEPARATE PATTERNS OF FEATURES MAY BE GAGED SEPARATELY REGARDLESS OF DATUM REFERENCES.

ALL DIMENSIONS ARE IN MILLIMETERS

REFERENCE

DELPHI

DELPHI PACKARD ELECTRIC SYSTEMS
WARREN, OH

		DATE
DR		
APVD1	T. MCKEE	28FE89
APVD2	J. LITTLEFIELD	28FE89
APVD3	R.A. PETROSKY	28FE89
APVD4		
APVD5		

SUBSTANCES OF CONCERN AND RECYCLED CONTENT PER DELPHI 10949001

MATERIAL
SEE CHART

DRAWING NAME
TAXI CONN F M/P 280 480 630

DRAWING NUMBER
12092323

SIZE	SCALE	FRAME NO	SHEET NO	STG	REV	N/P
A0	2:1	1 OF 1	1 OF 1	R	06	-