SYMBOL DEFINITION		MISSING SYMBOLS
A DIMENSION WITHOUT AN INSPECTION REPORT SYMBOL DOES NOT REQUIRE INSPECTION. IT MAY BE CONTROLLED ON THE INDIVIDUAL COMPONENT DRAWING.	TOTAL NO OF INSPECTIONS REQUIRED: 7	NO MISSING SYMBOL NUMBER
	LAST NO. USED: 7	

REVISION HISTORY									
DWG STATUS							ECN	DR	CH
DATE	STS	REV	PLOT	CHK	ZONE				
02JAN07	R	01	-	-		ALL PARTS - REDRAWN TO PL, ADDED MARKS, DIM AND LABELS IN PLOS & REVISED NOTES	194277	JBRYAN	JT
29JUL10	R	02	-	-		NOTE ADDED CLARIFYING GROWTH DUE TO MOISTURE ABSORPTION.	294519	WLS	WE/RL
29MY09	R	03	-	-		12193900, 12193904, 12193907 & 12193908 RESTRICTED; ADDED PARTS 15492844, 154928045, 154928046 & 154928047	256136	RH	RH	AF
17DC09	R	04	-	-		12193900, 12193904, 12193907 AND 12193908 - OBSOLETE	277421	MDH	TRD	MDH
XMR06	R	05	-	-		154928047 - REVISED	278575	ZCC	JAW	JBS

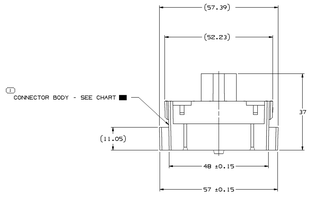

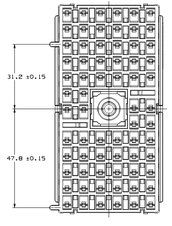

TYPE 102
SAME AS TYPE 101
EXCEPT AS SHOWN

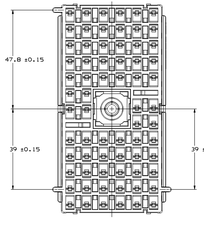

TYPE 103
SAME AS TYPE 101
EXCEPT AS SHOWN

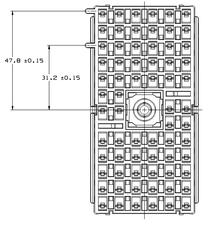

TYPE 104
SAME AS TYPE 101
EXCEPT AS SHOWN

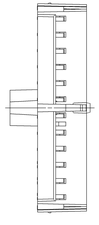

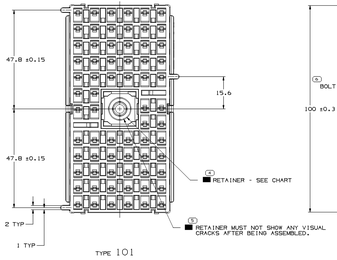

TYPE 101

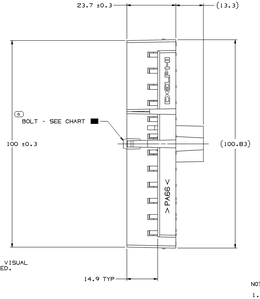

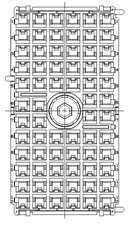

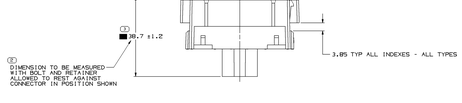

NOTES

1. UNLESS OTHERWISE SPECIFIED AND/OR INDICATED:

   DIMENSIONS ARE TO FACE OF VIEW SHOWN AND AUTOMATICALLY ROUNDED BY COMPUTER FOR INSPECTION (SEE MATH MODEL FOR PRECISE DIMENSIONS). FOR ALL OTHER DIMENSIONS NOT SHOWN BUT REQUIRED FOR TOOL BUILD, SEE MATH MODEL FOR PRECISE TOOL PATH DATA.

2. MATERIAL RECYCLING CODE PER ISO 11469. 12.3±0.11 RAISED CHARACTERS AS SHOWN TO BE LOCATED ON ANY EXTERIOR SURFACE. OPTIONAL CONSTRUCTION TO BE NO MATERIAL RECYCLING CODE.

3. THIS ASM TO BE BOLTED TO THE MATING CONNECTOR ASSEMBLY WITH A TORQUE ON THE BOLT OF 5 - 8 NM.

4. WHEN PARTS ARE SHIPPED THEY MUST BE PACKED IN PLASTIC BAGS OR SHIPPING CONTAINERS MUST BE LINED WITH PLASTIC LINERS. BAGS OR LINERS MUST BE SEALED TO AVOID FOREIGN MATTER.

5. SEALING CODE O - UNSEALED

6. THIS PART ACCEPTS THE FOLLOWING COMPONENTS OR EQUIVALENT:

   CAVITIES TO ACCEPT TERMINAL 12129424, 12110843, 12129061 OR EQUIVALENT.
   MAX CORE CRIMP MUST BE LESS THAN 2.4 HIGH AND 3.75 WIDE.
   MAX INSULATION CRIMP MUST BE LESS
   THAN 6.1 HIGH AND 6.25 WIDE.
   MAX CABLE O.D. 5.5 MM
   SECONDARY TERMINAL LOCK 12129530

7. 12.3±X10.11 RAISED DELPHI CORPORATE BRAND TO BE LOCATED ON ANY EXTERIOR SURFACE AVAILABLE AFTER ASSEMBLY. OPTIONAL CONSTRUCTION TO BE "MEET OR NO LOGO".

8. THIS CONNECTOR IS THIN STOCK TERMINAL SENSITIVE.

9. ■ RETAINER MUST WITHSTAND A MINIMUM FORCE OF 805 N APPLIED AXIALLY TO THE THREADED END OF THE BOLT.

10. DIMENSION INDICATED BY ■ ■ ARE CONTROLLED FOR THE COMPONENT ASSEMBLY. ALL OTHER DIMENSIONS ARE CONTROLLED BY THE INDIVIDUAL COMPONENT DRAWING.

11. PLASTIC PARTS TO MEET ALL DIMENSIONAL REQUIREMENTS AS SHOWN ON PRINT WHEN DRY AS MOLDED. PLASTIC PART DIMENSIONS MAY GROW AFTER MOLDING BY UP TO 0.65 DUE TO THE MOISTURE ABSORPTION CHARACTERISTIC OF PA66.

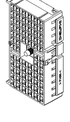

154928047	08	-			104	12193901	M39200024 PA66 HS 1M CRN	154925112	154925068
154928046	01	-			103	12193902	M39200025 PA66 HS 1M GRA MD	154925112	154925068
154928045	01	-			102	12193901	M39200001 PA66 HS 1M BLK	154925112	154925068
154928044	01	-			101	12193900	M39200112 PA66 HS 1M GRA LT	154925112	154925068
12193908	A5	-	OBSOLETE		104	12193903	M39200024 PA66 HS 1M CRN	12004737	12065852
12193907	B4	-	OBSOLETE		103	12193902	M39200025 PA66 HS 1M GRA MD	12004737	12065852
12193906	A5	-	OBSOLETE		102	12193901	M39200001 PA66 HS 1M BLK	12004737	12065852
12193905	A5	-	OBSOLETE		101	12193900	M39200112 PA66 HS 1M GRA LT	12004737	12065852
ASM PART NO	REV	N/P	STATUS		TYPE	CONN BODY	CONN BODY MAT'L SPEC AND COLOR	RETAINER	BOLT

| | | | | | | | | |