POS	PART-NO.:
A	15511752 ②
B	15511751 ③ ⑥

SCALE: 1:1

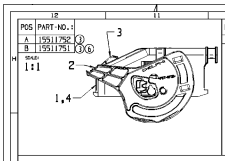

POS	PART-NO.:
C	15511759 ② ①

SCALE: 1:1

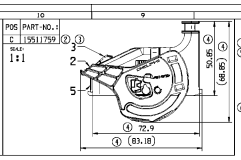

	POS	TITLE	PART-NO.:	PART-REV	DATE	MANUAL	MATERIAL	STANDARD TOOL	NOTES
①② ⑤④	A	COVER WITH LEVER	15511752	03	15MR13	---	---	---	CONDITION OF DELIVERY, POS. 1-3 ASSEMBLED
	1	COVER	15511747	---	---	1	PBT GF20 GRA LT	---	ONLY ASSEMBLED PARTS AVAILABLE
④	2	LEVER	15511744	---	---	1	PBT GF20 GRA DK	7046	ONLY ASSEMBLED PARTS AVAILABLE
	3	CPA	1385491.3	---	---	1	PA66 HS IW RED	---	ONLY ASSEMBLED PARTS AVAILABLE
⑥③	B	COVER WITH LEVER	15511751	03	22APR13	---	---	---	CONDITION OF DELIVERY, POS. 4,2,3 ASSEMBLED
	4	COVER	15511748	---	---	1	PBT GF20 BLK	9005	ONLY ASSEMBLED PARTS AVAILABLE
④	2	LEVER	15511744	---	---	1	PBT GF20 GRA DK	7046	ONLY ASSEMBLED PARTS AVAILABLE
	3	CPA	1385491.3	---	---	1	PA66 HS IW RED	---	ONLY ASSEMBLED PARTS AVAILABLE
①② ⑤④	C	COVER WITH LEVER	15511759	03	15MR13	---	---	---	CONDITION OF DELIVERY, POS. 5,2,3 ASSEMBLED
	5	COVER	15511745	---	---	1	PBT GF20 BLK	9005	ONLY ASSEMBLED PARTS AVAILABLE
④	2	LEVER	15511744	---	---	1	PBT GF20 GRA DK	7046	ONLY ASSEMBLED PARTS AVAILABLE
	3	CPA	1385491.3	---	---	1	PA66 HS IW RED	---	ONLY ASSEMBLED PARTS AVAILABLE

②

DWG STATUS: DATE	STATUS	REV	PROD	CONG	REVISION HISTORY	AUTH	DR	APVD 1	APVD 2
26APR12	R	01			INITIAL RELEASE		K.PIT	W.GRU	M.SKR
06SEP12	R	02		--	HB LEVER AND COVER MODIFIED PART REF 07 WAS 311 PN 15511747				
				--	GB PART NO.: 15511748 CHANGED TO AVAILABLE				
			AA		FA COLOUR "CUSTOMER NO." BLUISE C3 DAM TIP AND EDITX DONE CHANGED				
14MAR13	R	03		--	DA PART NO.: 15511752 WAS 15511747 (REV.02) PART NO.: 15511752 WAS 15511748 PART NO.: 15511749 WAS 15511748 (REV.01) HB PART NO.: 15511747 WAS 15511748 H12 PART NO.: 15511747 WAS 15511748 -HU PART NO.: 15511747 WAS 15511748 PART NO.: 15511748 WAS 15511748 PART NO.: 15511749 WAS 15511748				
			AA		B4 DWG NO.: 15509613 WAS 15511.00				
			AB		A1 DRAWING-NO.: 15511.00 WAS 15511.01 (REV.02) WAS 15511.00		K.PIT	W.GRU	M.SKR
22FEB13	R	04		--	Q-HB LEVER AND COVER MODIFIED PART REF 02 WAS 311 PN 15511752, 15511759				
				--	Q-HB LEVER MATERIAL REF WERE GRA IN WAS REF WERE BLA RAL 7046 WAS 9005				
			AA		HB 04.05, 06.05, 72.9 WAS 38.5.08 WERE		K.PIT	W.GRU	M.SKR
15MR13	R	05		--	Q-HB COVER MODIFIED PART REF 03 WAS 321 PN 15511752, 15511759				
			AA		B6 "ASSEMBLY MARKS FOR PRE-ASSEMBLY..." WERE "ASSEMBLY MARKS FOR HARNESS ASSEMBL..." WERE		K.PIT	W.GRU	M.SKR
22APR13	R	06		--	HB PART NO.: 15511751 CHANGED TO AVAILABLE H12		K.PIT	W.GRU	P.LES

SCALE: 1:1

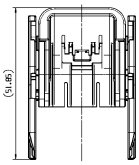

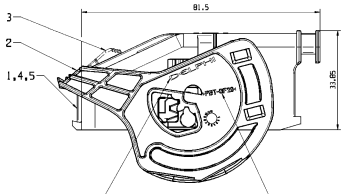

MANUFACTURER MARK A=1.5 MM / FORMAT ACCORDING TO DS 11001

MATERIAL NAME ACCORDING TO ISO 11469 / FORMAT ACCORDING TO DIN 14511 H : 1.6 MM

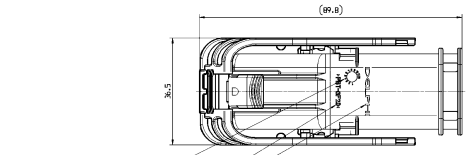

REMARKS:

- LETTERS AND ENGRAVINGS 0.2 MM RAISED
- MATING PARTS:
  FEMALE HOUSING DWG-NO.: 15509613 ①

⑤ ASSEMBLY MANUAL FOR PRE-ASSEMBLY SEE: 15509613-CU571-S01

⑤ ASSEMBLY MANUAL FOR HARNESS ASSEMBLY SEE: 15509613-CU572-S01

DELPHI

DELPHI PACKARD ELECTRICAL/ELECTRONIC ARCHITECTURE
WRAMCPLAYS

COPYRIGHT 2012 DELPHI CORPORATION AND/OR ITS APPILIATES.
ALL RIGHTS RESERVED.
PROPRIETARY NOTICE
THIS DRAWING IS THE PROPERTY OF DELPHI CORPORATION AND CONTAINS DELPHI CONFIDENTIAL INFORMATION. THE REPRODUCTION, DISTRIBUTION AND UTILIZATION OF THIS DRAWING, AND THE COMMUNICATION OF ITS CONTENTS TO OTHERS WITHOUT EXPRESS AUTHORIZATION, IS PROHIBITED.

THIS DRAWING MAY ALSO CONTAIN DELPHI CORPORATION / DELPHI PACKARD ELECTRICAL/ELECTRONIC ARCHITECTURE TRADE SECRETS. DISCLOSURE OF THIS DRAWING OR ANY DERIVATIVE WORK THEREOF MAY ALSO CONSTITUTE A MISAPPROPRIATION OF TRADE SECRETS.

		DATE
DR	K.PITALA	10APR12
APVD1	W.GRUDZEWSKI	26APR12
APVD2	M.SIKORA	27APR12
APVD3		
APVD4		
APVD5		

MATERIAL: SEE CHART

DRAWING TITLE: COVER WITH LEVER FOR FEMALE HOUSING 48 WAY

DRAWING NUMBER: 15511760 ②

SIZE	SCALE	FORMAT NO.	SHEET NO.	TYPE	ENG	TEMP
A1	2:1	1 OF 1	1 OF 1	R	D6	

DWG TYPE: PART DRAWING

WEIGHT (GR): ---

FRAME (GR): ---

DELETION DATE: ---

SYSTEM CODE: D

UNLESS OTHERWISE SPECIFIED

GENERAL TOLERANCES ACCORDING TO: SEE CHART

GD&T ACCORDING TO: ISO 1101

REFERENCE: 13937637

FIRST ANGLE PROJECTION

DO NOT SCALE

USE MATH DATA

SHARP CORNER TOLERANCE

	DIMENSIONAL TOLERANCE (MM)							
DIM TO CHECK	FROM	0	3	6	30	75	300	1000	2000	4000	8000
DIM FOR HELP	TO	3	6	30	75	300	1000	2000	4000	8000	16000
	TOLERANCE UNLESS OTHERWISE SPECIFIED							
THEORETIC DIM	±0.15	±0.2	±0.3	±0.5	±0.8	±1.2	±2	±3	±4

ANGULAR TOLERANCE 30'

CONFIDENTIAL DOCUMENT - USE ONLY WITHIN DELPHI