

# Series 15710 Rear Terminal ATC® Fuse Panel

Power Distribution

Fuse Panels

Series 15710



The Rear Terminal ATC® Fuse Panel (RTA) is a rear-fed panel with high component retention, which makes it an ideal choice for high vibration environments including construction, agriculture, bus, RV, heavy trucking equipment, etc. It is available in multiple lengths and internal bussing configurations. This allows for up to three separate power input circuits and 32 individual output circuits.

## Specifications

**Input Terminal Rating:** 1/4-20 stud; Quick-connect terminals provided on middle bus (Series 15713). 200A max total input for unit.

**Output Terminal Rating:** 30A max load per circuit.

**Temperature Rating:** -40°F (-40°C) to 260°F (125°C)

**Materials:** Black thermoplastic.

**Termination:** Delphi Packard Pack-Con® Series 3 & 5.\* Input Wire Size: #4-6 AWG Output Wire Size: #10-16 AWG

**Torque Rating:** 50 in-lbs (5.6N•m) max.

**Mounting Torque Rating:** #10-32 threaded inserts, 24 in-lbs (2.7N•m) max torque.

## Options

**Positions:** 8-32 Circuits available.

**Split Power:** Single, dual, or triple bus options

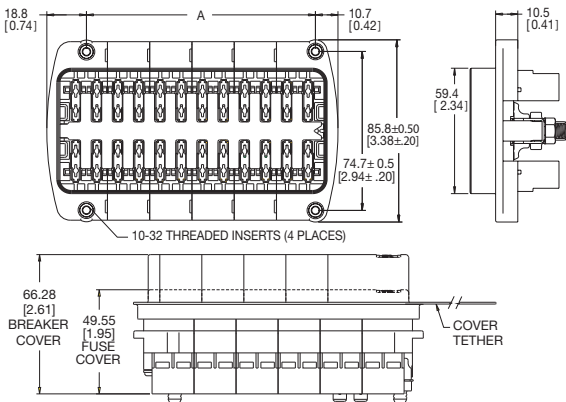
**Cover:** Splash-resistant covers available. Short cover for fuses only, and taller cover for use with circuit breakers

**Locks:** Secondary locks available for securing of output terminals (#15710-TP). (Comes in multiples of 8 positions. Must order multiple strips to cover length of selected RTA.)

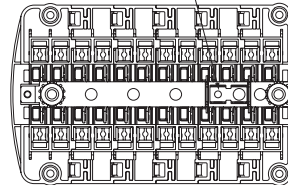
**Tools:** Output terminal removal tool (#HT15710-01). Secondary lock removal tool (#HT15710-02).

\*Electrical Terminals are NOT supplied by Cooper Bussmann.

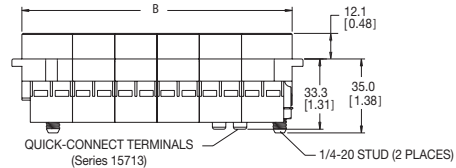
## Dimensions - mm(in)



Middle bus has quick-connect terminals (series 15713 only)



	DIM 'A' VALUE	DIM 'B' VALUE
8 POLE	28.0	47.5
12 POLE	48.0	67.0
16 POLE	67.8	87.0
20 POLE	87.5	107.0
24 POLE	107.0	126.5
28 POLE	127.0	146.5
32 POLE	147.0	166.5



## Part Numbering System

Series	No. of Positions	Hardware Options	Cover Option	Marking Option
1	08-32	—	—	—
1571	Left Side 06-28	—	—	—
2	Right Side 04-28	—	—	—
	(max. tot 32) (increments of 4)			
3	Total Pos 14-32	—	—	—
	Left Side 06-24			
	(max. total of 32) (increments of 4)			
1 - Single Stud, Single Supply Circuit		0 - W/O nuts	0 - No cover	A-Standard
2 - Double Stud, Split Supply Circuit		1 - Nuts shipped bulk	1 - w/ fuse cover	(consult factory for special marking)
3 - Triple Buss, Split Supply Circuit		2 - Nuts assembled	2 - w/ CB cover	