

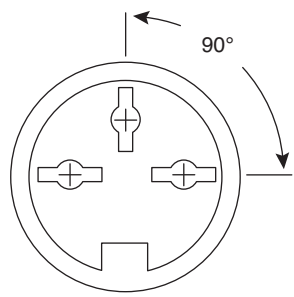
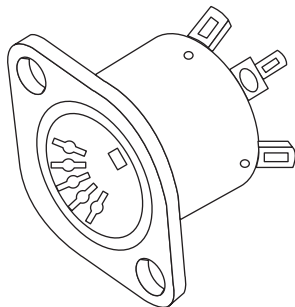
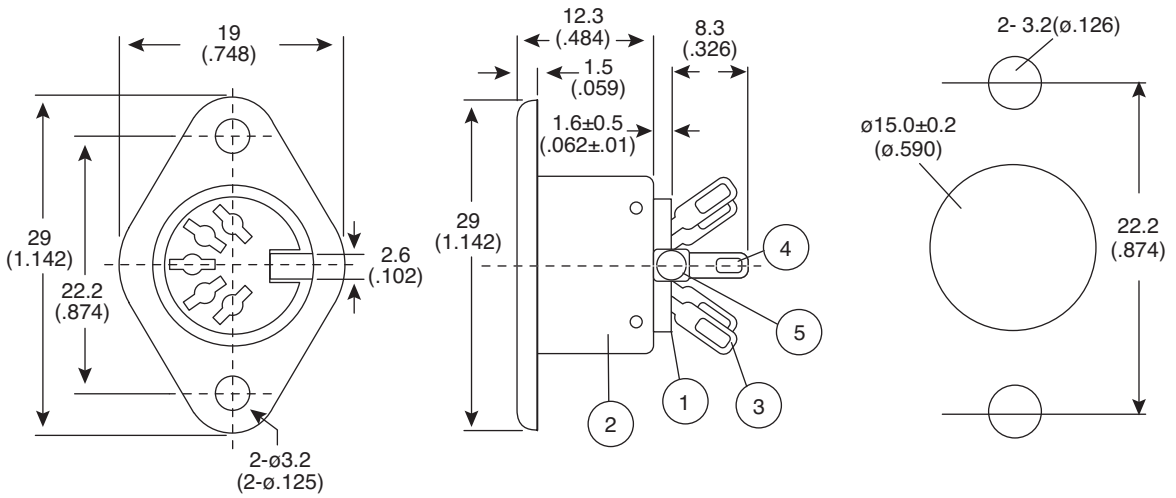
DIN Receptacles

161-0003-E, 161-0005-E, 161-0006-E

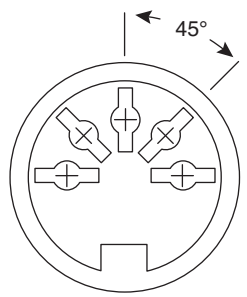


DIN Receptacles

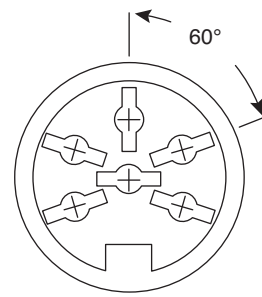
161-0003-E, 161-0005-E, 161-0006-E



3 Contacts
161-0003-E



5 Contacts
161-0005-E



6 Contacts
161-0006-E

Dimensions: mm (in.)

| SPECIFICATIONS | |
|-------------------------------|-----------------------|
| Rating: | 2A/100VAC |
| Insulation Resistance: | 300MΩ min @ 500VDC |
| Dielectric Strength: | 1,000VAC for 1 Minute |
| Contact Resistance: | 20mΩ max |
| Insertion Force: | 4Kg max |
| Withdrawal Force: | 1-3.5Kg |

| MATERIALS | | |
|-----------|-------------|------------------------|
| No. | Part Name | Material / Plating |
| 1 | Insulator | 1 PBT |
| 2 | Socket Case | Nickel Plated |
| 3 | Contact | Tin Plated Brass |
| 4 | Earth Pin | Nickel Plated Brass |
| 5 | Rivet | Nickel Plated Aluminum |

| Mouser Stock No. | Description | Degree of Arc |
|------------------|------------------|---------------|
| 161-0003-E | 3 Pin Metal Body | 180° |
| 161-0005-E | 5 Pin Metal Body | 180° |
| 161-0006-E | 6 Pin Metal Body | 240° |

RoHS Compliant

Date Last Revised: 12-16-09

Available from Mouser Electronics
1-800-346-6873 / www.mouser.com

KC-301198

Specifications are subject to change without notice. No liability or warranty implied by this information. Environmental compliance based on producer documentation.