


Pressure Sensors

160PC Series

Low Pressure Differential, Gage, Vacuum Gage/Amplified



FEATURES

- Low pressure measurement
- PCB terminals on opposite side from the ports
- Fully signal conditioned

160PC SERIES PERFORMANCE CHARACTERISTICS at 8.0 ±0.01 VDC Excitation, 25°C

	Min.	Typ.	Max.	Units
Excitation	6.00	8.00	16	VDC
Supply Current	---	8.00	20	mA
Current Sourcing Output	---	---	10	mA
Null Offset (161/162/164PC)*	0.95	1.00	1.05	V
Null Offset (163PC)**	3.45	3.50	3.55	V
Output at Full Pressure (161/162/164PC)	5.90	6.00	6.10	V
Output at Full Vacuum (163PC)	0.80	1.00	1.20	V
Span (161/162/164PC)	4.85	5.00	5.15	V
Span (163PC)**	---	5.00	---	V
Ratiometricity Error				
7 to 8 V or 8 to 9 V	---	±0.50	---	% Span
9 to 12 V	---	±2.00	---	
Stability over One Year	---	±0.50	---	% Span
Response Time	---	---	1.00	msec
Weight	---	28	---	grams
Short Circuit Protection	Output may be shorted indefinitely to ground			
Output Ripple	None, DC device			
Ground Reference	Supply and output are common			

* Positive (or negative) pressure measurement.

** Positive AND negative pressure measurement.

ENVIRONMENTAL SPECIFICATIONS

Operating Temperature	-40° to +85°C (-40° to +185°F)
Storage Temperature	-55° to +125°C (-67° to +257°F)
Compensated Temperature	-18° to +63°C (0° to +145°F)
Shock	MIL-STD-202, Method 213 (50 g, half sine, 11 msec)
Vibration	MIL-STD-202, Method 204 (10 to 2000 Hz at 10 g)
Media	P2 port Wetted materials; polyester housing, epoxy adhesive, silicon, borosilicate glass, and silicon-to-glass bond*
	P1 port Dry gases only

* Liquid media containing some highly ionic solutions could potentially neutralize the chip-to-glass tube bond.

4551830 0021161 752

Low Pressure Differential, Gage, Vacuum Gage/Amplified

160PC SERIES ORDER GUIDE, VACUUM GAGE AND GAGE TYPE

Catalog Listing	Pressure Range "H ₂ O	Combined Null & Sensitivity Shift (% Span)			Sensitivity V/"H ₂ O	Overpressure psi Max.	Linearity, B.F.S.L.		Repeatability & Hysteresis % Span Typ.
		25 to 5° 25 to 45°C	25 to -18° 25 to +63°C	25 to -40° 25 to 85°C			P2 > P1	P2 < P1	
		% Span							
		Max.	Max.	Max.			Max.	Max.	
161PC01D	0-27.68	---	±1.00	±2.00	0.18	5	---	±1.00	±0.15 Vacuum Gage
162PC01G	0-27.68	---	±1.00	±2.00	0.18	5	---	±1.00	±0.15 Gage

160PC SERIES ORDER GUIDE, DIFFERENTIAL TYPE

Catalog Listing	Pressure Range "H ₂ O	Combined Null & Sensitivity Shift (% Span)			Sensitivity V/"H ₂ O	Overpressure psi Max.	Linearity, B.F.S.L.		Repeatability & Hysteresis % Span Typ.
		25 to 5° 25 to 45°C	25 to -18° 25 to +63°C	25 to -40° 25 to 85°C			P2 > P1	P2 < P1	
		% Span							
		Max.	Max.	Max.			Max.	Max.	
162PC01D	0-27.68	---	±1.00	±2.00	0.18	5	±2.00	---	±0.15
163PC01D36	±5	±1.00	---	---	0.50	5	±2.00	±1.00	±0.25
164PC01D37	0-10	±1.00	---	---	0.50	5	±2.00	---	±0.25
163PC01D75	±2.5	±1.25	---	---	1.00	5	±2.00	±1.00	±0.25
164PC01D76	0-5	±1.25	---	---	1.00	5	±2.00	---	±0.25

160PC SERIES ORDER GUIDE, DIFFERENTIAL TYPE

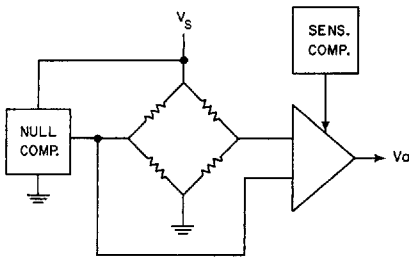
Catalog Listing	Pressure Range cmH ₂ O	Combined Null & Sensitivity Shift (% Span)			Sensitivity V/cmH ₂ O	Overpressure cmH ₂ O Max.	Linearity, B.F.S.L.		Repeatability & Hysteresis % Span Typ.
		25 to 5° 25 to 45°C	25 to -18° 25 to +63°C	25 to -40° 25 to 85°C			P2 > P1	P2 < P1	
		% Span							
		Max.	Max.	Max.			Max.	Max.	
163PC01D48	-20 to +120	±0.75*	---	---	0.36	350	±1.5	---	±0.15

*Null shift. Span shift is ±1.00/Span

Amplified

Low Pressure Differential, Gage, Vacuum Gage/Amplified

INTERNAL CIRCUITRY



NULL AND SENSITIVITY TEMPERATURE SHIFT

Amplified pressure sensors are 100% tested to insure that the maximum null and sensitivity temperature shift does not exceed the specification. The diagram below illustrates how null and sensitivity shift relates to temperature. Note that the maximum shift occurs at temperature extremes. Therefore, if a sensor is not ex-

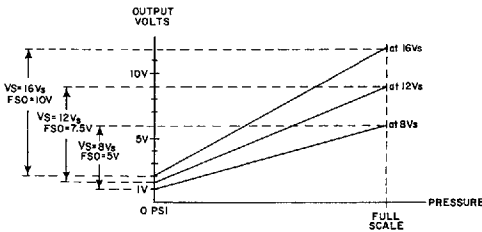
posed to the entire temperature range, the maximum null and sensitivity shift will actually be less than the value specified.

This diagram indicates the temperature shift pertaining to a few listings. Maximum null and sensitivity shift varies from listing to listing.

NOTES

1. Terminals are labeled on the sensor.
2. Input and output share a common ground.
3. R_L must be greater than or equal to 3000 ohms.

RATIOMETRICITY

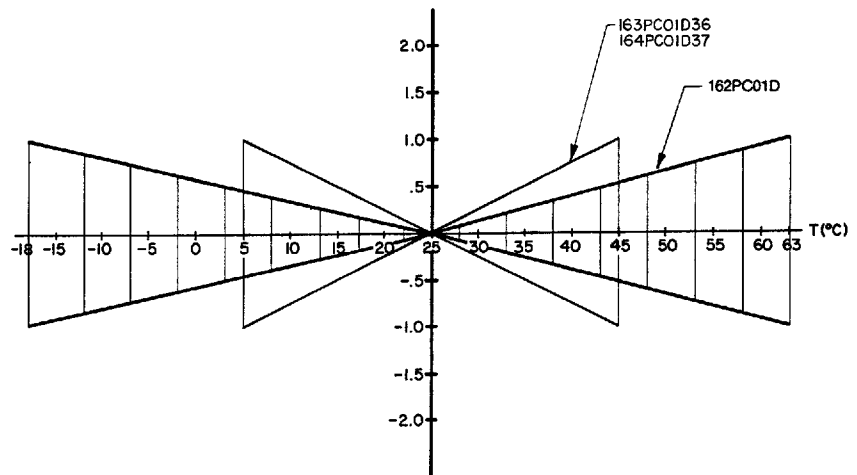


Ratiometricity refers to the output voltage being directly proportional to supply voltage. 160PC sensors in this catalog are calibrated at 8 VDC supply voltage to provide a 1-6 volt (5 V Span) output swing. For example, if supply increases by 50% to 12 VDC, the output voltage increased by 50% to 1.5-9 volts (7.5 V Span).

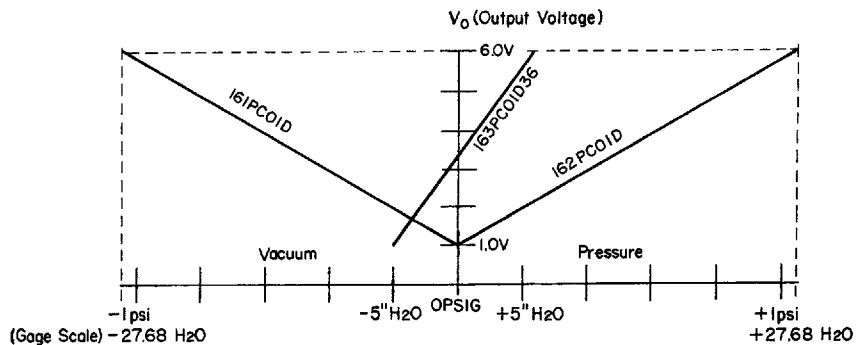
NOTE

The output is not perfectly ratiometric. See Accuracy specifications for the degree of error.

NULL AND SENSITIVITY SHIFT (% F.S.O.)



SCALING OF 160PC SERIES SENSORS WITH 8V EXCITATIONS



161PC01D	Vacuum Gage	$V_O = 1\text{ V at } 0\text{ psig \& } 6\text{ V at } -1\text{ psig}$
162PC01D	Differential	$V_O = 1\text{ V at } 0\text{ psig \& } 6\text{ V at } 1\text{ psig}$
163PC01D36	Differential	$V_O = 1\text{ V at } -5''\text{ H}_2\text{O \& } 6\text{ V at } -5''\text{ H}_2\text{O}$

NOTE: 161PC sensors are scaled for greater pressure on the P1 side of the chip. 162PC sensors are scaled for greater pressure on the P2 side of the chip. Other scalings available upon request.