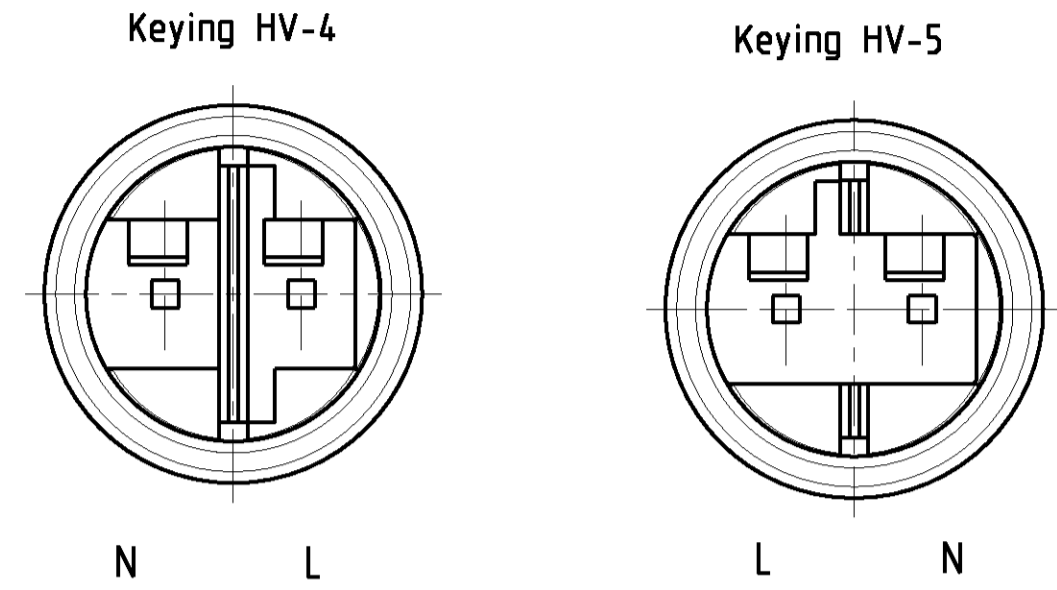
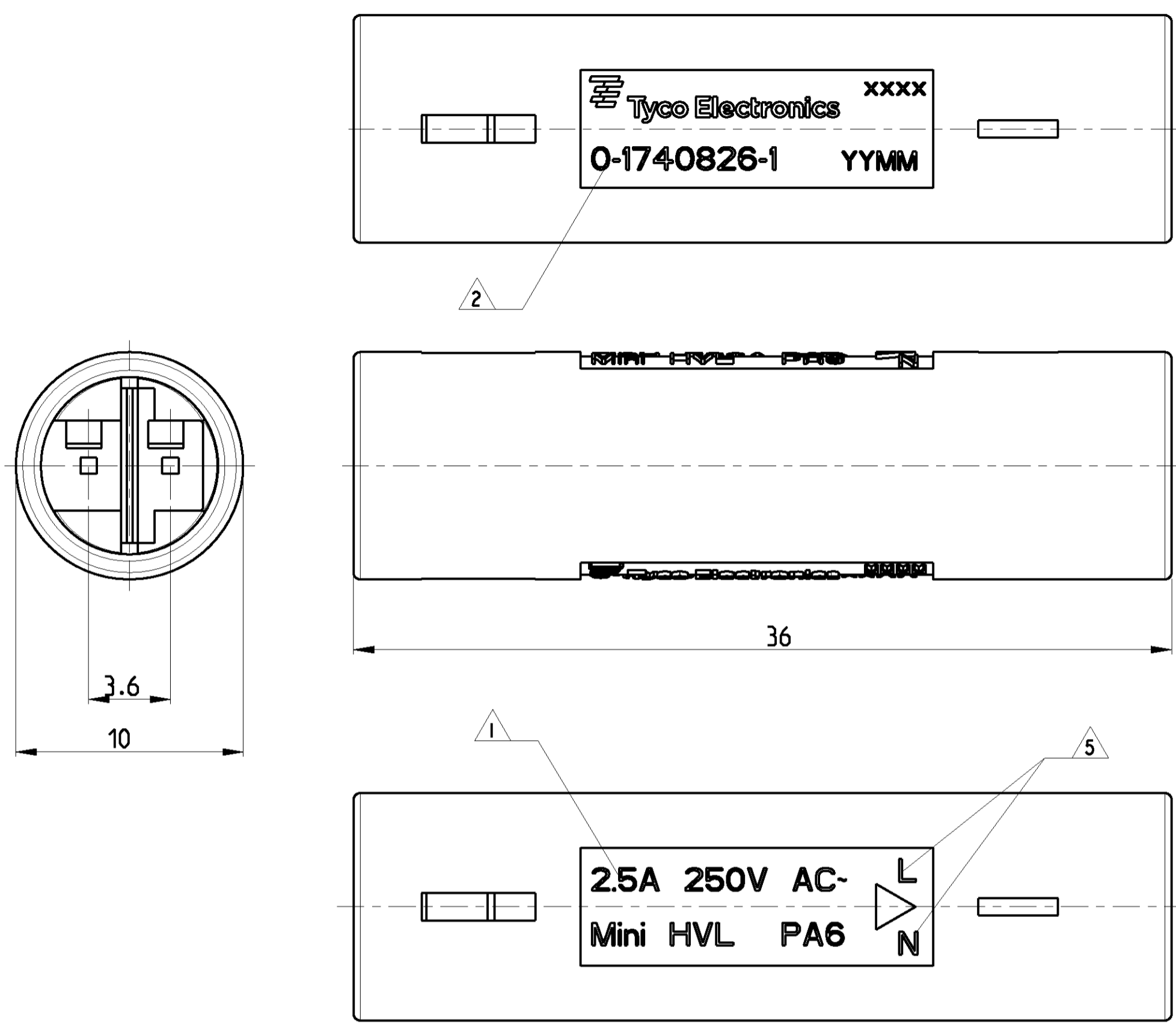


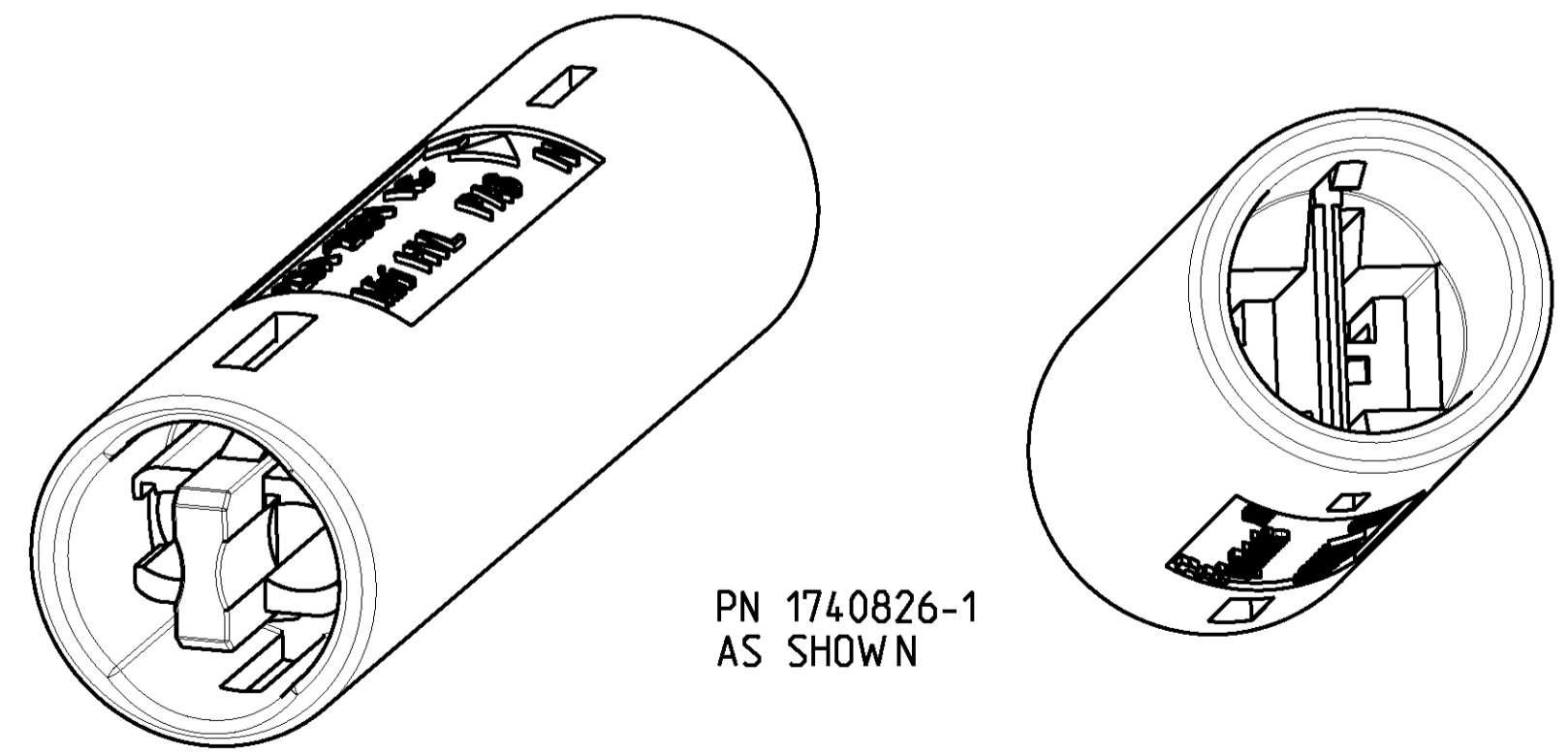
THIS DRAWING IS UNPUBLISHED. RELEASED FOR PUBLICATION 2006  
 © COPYRIGHT 2006 BY TYCO ELECTRONICS CORPORATION. ALL RIGHTS RESERVED.

LOC	DIST	REVISIONS			
P	LTR	DESCRIPTION	DATE	DWN	APVD
A2		L-N marking of HV-5 switched	04SEP2006	SKA	TG
A3		NOTES ADDED	02FEB2007	PK	SKA
C		CHANGED T.E. LOGO	25JUN2010	AV	GT
C1		revised documentation	30AUG2010	AV	GT



NOTES

- 1 KEYING DEPENDENT TEXT (MARKING)
- 2 PART-NUMBER
- 3 VOLUME APPROX. 1684 cm<sup>3</sup>
- 4 PACKAGING  
EACH 500 PCS IN PLASTIC BAGS SEALED,  
FOLDING CARTON 0-0973058-1
- 5 MAINS MARKING



HV-5	0-1740826-4	A	HIGH-VOLTAGE	2.5A/250V AC~	BLACK
HV-5	0-1740826-3	A	HIGH-VOLTAGE	2.5A/250V AC~	NATURAL (WHITE)
HV-4	0-1740826-2	A	HIGH-VOLTAGE	2.5A/250V AC~	BLACK
HV-4	0-1740826-1	A	HIGH-VOLTAGE	2.5A/250V AC~	NATURAL (WHITE)
Keying	PN	Rev.	BEMERKUNGEN/REMARKS	Marking	Farbe (COLOR)

<small>THIS DRAWING IS A CONTROLLED DOCUMENT FOR TYCO ELECTRONICS CORPORATION. IT IS SUBJECT TO CHANGE AND THE CONTROLLING ENGINEERING ORGANIZATION SHOULD BE CONTACTED FOR THE LATEST REVISION.</small>		DWN <b>H.K.ÜC ÜK</b> 02AUG2006 CHK <b>S.SKADE</b> 02AUG2006 APVD <b>T.GERLACH</b> 02AUG2006	<b>Tyco Electronics</b> Tyco Electronics AMP GmbH D - 64625 Bensheim
DIMENSIONS: mm	TOLERANCES UNLESS OTHERWISE SPECIFIED: 1. P.L.C. ±0.2 2. P.L.C. ± 3. P.L.C. ± P.L.C. ± ANGLES ± FINISH	PRODUCT SPEC - APPLICATION SPEC - WEIGHT -	NAME <b>Mini HVL 7.5mm Lighting System Outlet</b> SIZE CAGE CODE DRAWING NO RESTRICTED TO A2 00779 C-1740826 -
MATERIAL	PA 6	CUSTOMER DRAWING SCALE 5:1 SHEET 1 OF 1 REV C1	