

Features

- Listed for indoor and outdoor use
- Outdoor use requires BBK-1 or HC-BB weatherproof back box
- Indoor use mounts directly to standard 4” box
- Low current draw
- High dB output
- AC and DC models
- DC models are motor driven, polarized, and have built in transient protection for supervised alarm circuits
- Available in 6”, 8” and 10” sizes



* ULC on PDC-DC Only

Description

These vibrating type bells are designed for use as fire or general signaling devices. They have low power consumption and high decibel ratings. The unit mounts on a standard 4” (101mm) square electrical box for indoor use or on a model BBK-1 or HC-BB weatherproof backbox for outdoor applications. Weatherproof backbox model BBK-1 or HC-BB, Stock No. 1500001.

Notes

1. Minimum dB ratings are calculated from integrated sound pressure measurements made at Underwriters Laboratories as specified in UL Standard 464. UL temperature range is -30° to 150°F (-34° to 66°C)
2. Typical dB ratings are calculated from measurements made with a conventional sound level meter and are indicative of output levels in an actual installation.
3. ULC only applies to PDC-DC bells.

Size inches (mm)	Voltage	Model Number	Stock Number	Current (Max.)	Typical dB at 10 ft. (3m) (2)	Minimum dB at 10 ft. (3m) (1)
6 (150)	12VDC	PDC-6-12	1750500	200mA	96	76
8 (200)	12VDC	PDC-8-12	1750502	.200mA	96	77
10 (250)	12VDC	PDC-10-12	1750504	.200mA	96	78
6 (150)	24VDC	PDC-6-24	1750501	.20mA	95	77
8 (200)	24VDC	PDC-8-24	1750503	20mA	83	79
10 (250)	24VDC	PDC-10-24	1750505	20mA	85	80
6 (150)	24VAC	PBA246	1806024*	.17A	91	78
8 (200)	24VAC	PBA248	1808024*	.17A	94	77
10 (250)	24VAC	PBA2410	1810024*	.17A	94	78
6 (150)	120VAC	PAC1206	1826120	.05A	98	83
8 (200)	120VAC	PAC1208	1828120	.05A	98	84
10 (250)	120VAC	PAC12010	1821120	.05A	98	86

All DC bells are polarized and have built-in transient protection. * Does not have ULC listing.

Technical Specifications

Dimensions	6” (150mm), 8” (200mm) and 10” (250mm)
Enclosure	Cover: Steel Finish: Red Powder Coat Base: non-corrosive composite material All parts have corrosion resistant finishes Model BBK-1 or HC-BB weatherproof backbox (optional)
Voltages Available	24VAC 120VAC 12VDC (10.2 to 15.6) Polarized 24VDC (20.4 to 31.2) Polarized
Environmental Limitations	Indoor or outdoor use (See Note 1) -40° to 150°F (-40° to 66°C) (Outdoor use requires weatherproof backbox.)
Termination	AC Bells - 4 No. 18 AWG stranded wires DC Bells - 18 AWG stranded wire
Service Use	NFPA 13, 72, local AHJ

*Specifications subject to change without notice.

⚠ WARNING

- Installation must be performed by qualified personnel and in accordance with all national and local codes and ordinances.
- Shock hazard. Disconnect power source before servicing. Serious injury or death could result.
- Risk of explosion. Not for use in hazardous locations. Serious injury or death could result.

⚠ WARNING

In outdoor or wet installations, bell must be mounted with weatherproof backbox, BBK-1 or HC-BB. Standard electrical boxes will not provide a weatherproof enclosure. If the bell and/or assembly is exposed to moisture, it may fail or create an electrical hazard.

Installation

The bell shall be installed in accordance with NFPA 13, 72, or local AHJ. The top of the device shall be no less than 90" AFF and not less than 6" below the ceiling.

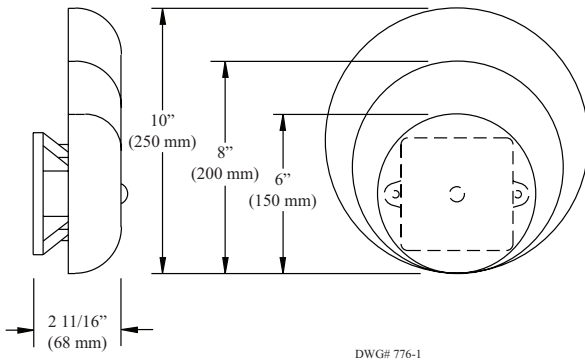
1. Remove the gong.
2. Connect wiring (see Fig. 3).
3. Mount bell mechanism to backbox (bell mechanism must be mounted with the striker pointing down).
4. Reinstall the gong (be sure that the gong positioning pin, in the mechanism housing, is in the hole in the gong).
5. Test all bells for proper operation and observe that they can be heard where required (bells must be heard in all areas as designated by the authority having jurisdiction).

⚠ WARNING

Failure to install striker down will prevent bell from ringing.

Bell Dimension Inches (mm)

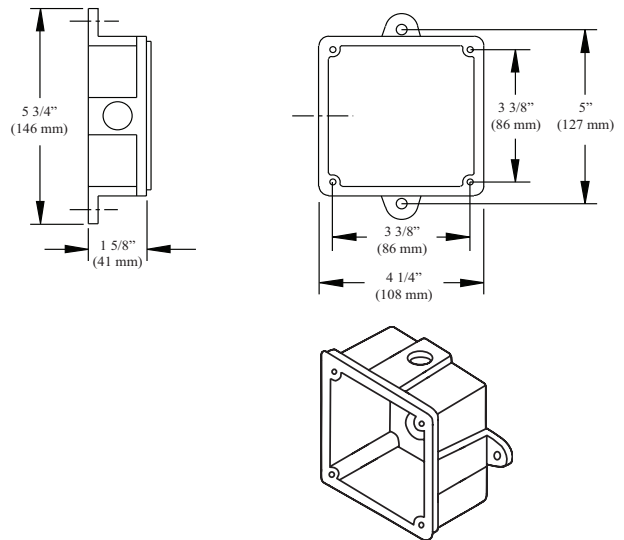
Fig 1



Weatherproof Backbox Dimensions Inches (mm)

MODEL BBK-1 OR HC-BB

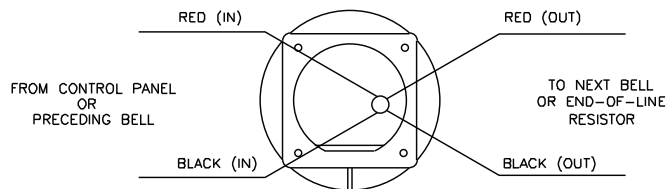
Fig 2



Wiring Rear View

Fig 3

D.C. BELLS (OBSERVE POLARITY)

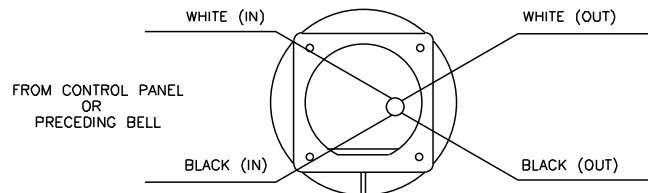


CAUTION:
WHEN ELECTRICAL SUPERVISION IS REQUIRED USE IN AND OUT LEADS AS SHOWN.

NOTES:

1. OBSERVE POLARITY TO RING D.C. BELLS.
2. RED WIRES POSITIVE (+).
3. BLACK WIRES NEGATIVE (-).
4. EOL RESISTOR IS SUPPLIED BY FIRE ALARM CONTROL PANEL.

A.C. BELLS



CAUTION:
WHEN ELECTRICAL SUPERVISION IS REQUIRED USE IN AND OUT LEADS AS SHOWN.

NOTES:

1. WHEN USING A.C. BELLS, TERMINATE EACH EXTRA WIRE SEPARATELY AFTER LAST BELL.