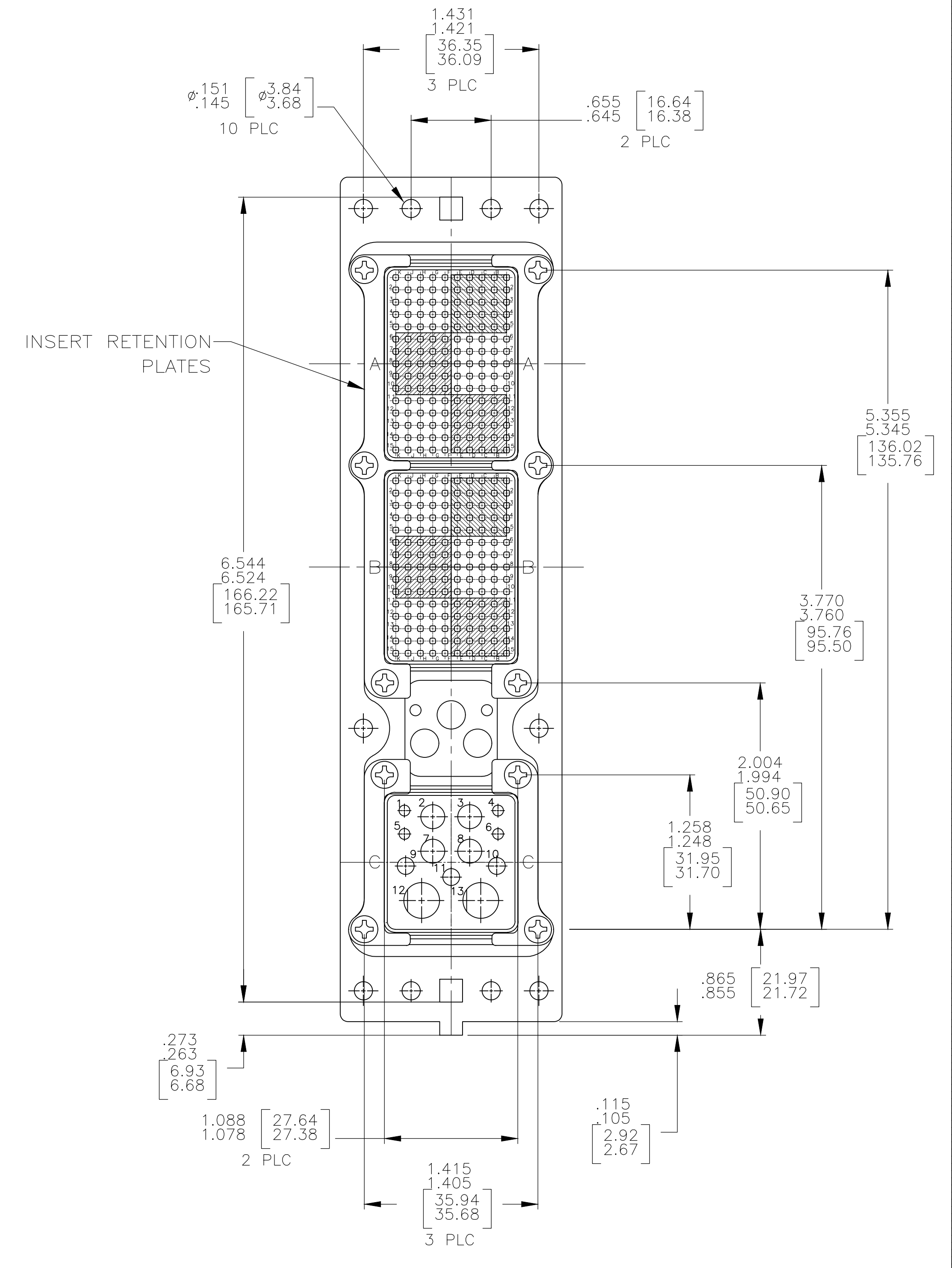
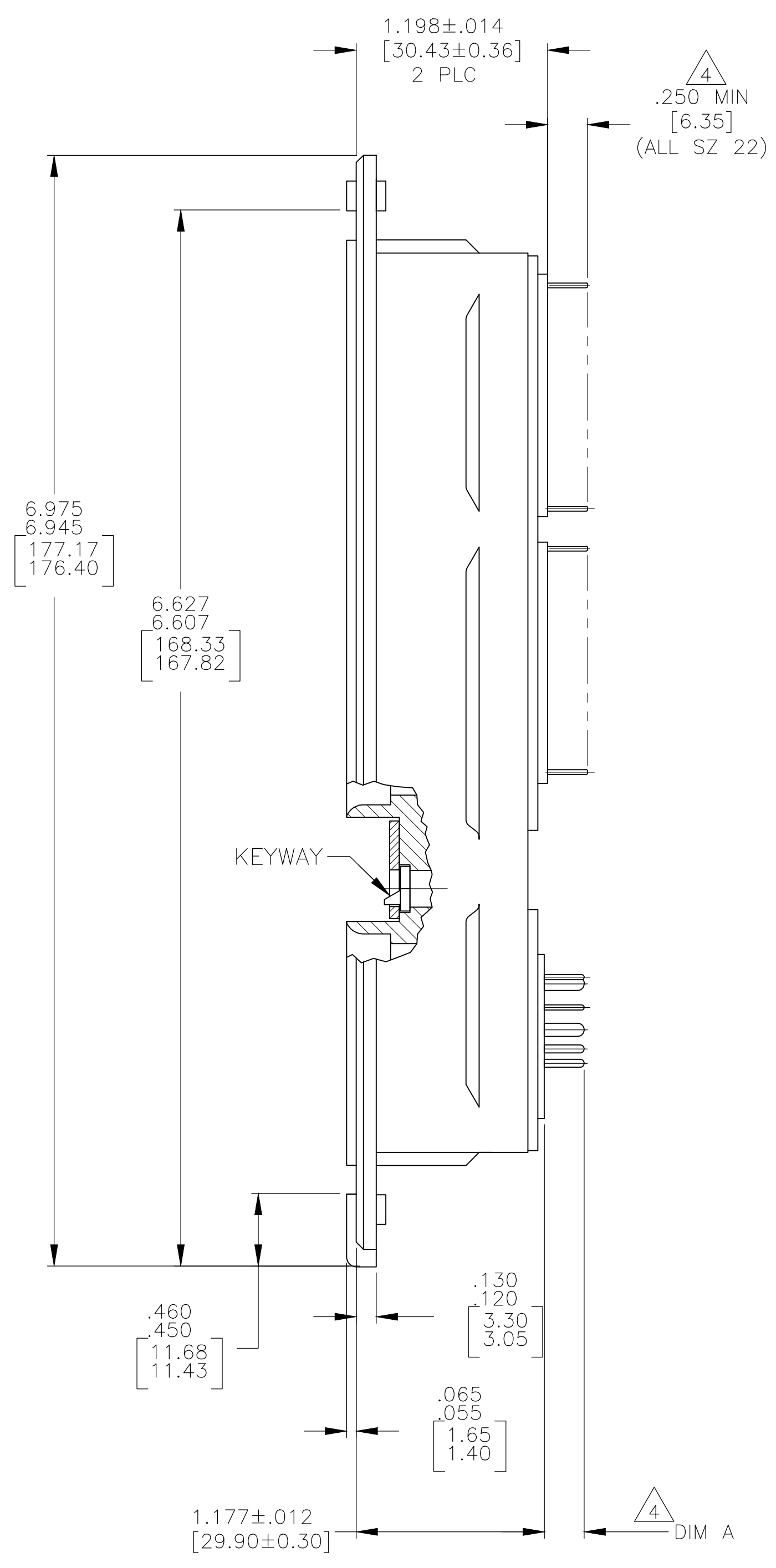
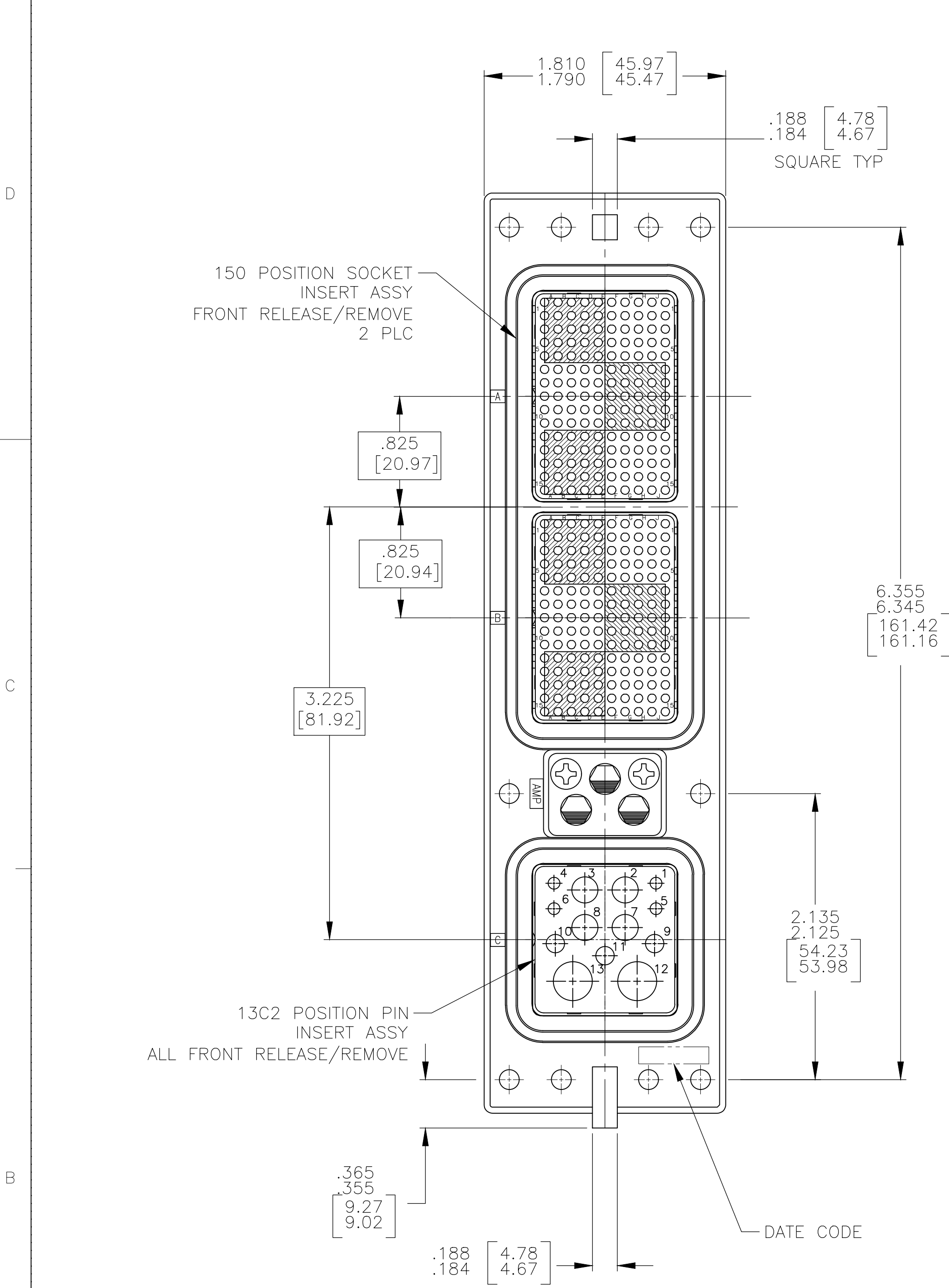


REVISIONS					
P	LTR	DESCRIPTION	DATE	DMN	APVD
F	REVISED PER	ECO-17-018523	19JAN2018	PHM	CT



COMPONENT	MATERIAL	FINISH
SHELL	DIE CAST ALUMINUM PER ASTM-B-85	CHROMATE CONVERSION PER MIL-C-5541, TYPE II, CLASS 3
INSERT RETENTION PLATES	ALUMINUM ALLOY PER ASTM-B-209	CHROMATE CONVERSION PER MIL-C-5541, TYPE II, CLASS 3
SCREWS	STEEL OR STAINLESS STEEL	STAINLESS STEEL OR PASSIVATED
POLARIZING KEYS	ZINC ALLOY PER ASTM-B-86	-
INSERTS	THERMOSET OR THERMOPLASTIC PPS PER MIL-M-24519	-
POLARIZING KEY RETAINING PLATE	ALUMINUM ALLOY PER ASTM-B-209	BLUE ANODIZED PER MIL-A-8625

DIM A	KEYING POSITION	CONTACTS INCLUDED AND INSTALLED	PART NUMBER
.375 [9.53] MIN TYP	"16"	MODULE A 211431-4 (SIZE 22 POSTED SOCKET CONTACT; QTY=150) MODULE B 211431-4 (SIZE 22 POSTED SOCKET CONTACT; QTY=150) MODULE C 448138-6 (SIZE 20 POSTED PIN CONTACT; QTY=4) 448139-6 (SIZE 16 POSTED PIN CONTACT; QTY=3) 448140-6 (SIZE 12 POSTED PIN CONTACT; QTY=4)	1883737-3
.250 [6.35] MIN TYP	"11"	MODULE A 211431-4 (SIZE 22 POSTED SOCKET CONTACT; QTY=150) MODULE B 211431-4 (SIZE 22 POSTED SOCKET CONTACT; QTY=150) MODULE C 1-448138-2 (SIZE 20 POSTED PIN CONTACT; QTY=4) 1-448139-4 (SIZE 16 POSTED PIN CONTACT; QTY=3) 1-448140-8 (SIZE 12 POSTED PIN CONTACT; QTY=4)	1883737-2

DIM A	KEYING POSITION	CONTACTS INCLUDED AND INSTALLED	PART NUMBER
OBSOLETE	.250 [6.35] MIN TYP	"16"	1883737-1
		MODULE A 211431-4 (SIZE 22 POSTED SOCKET CONTACT; QTY=150) MODULE B 211431-4 (SIZE 22 POSTED SOCKET CONTACT; QTY=150) MODULE C 1-448138-2 (SIZE 20 POSTED PIN CONTACT; QTY=4) 1-448139-4 (SIZE 16 POSTED PIN CONTACT; QTY=3) 1-448140-8 (SIZE 12 POSTED PIN CONTACT; QTY=4)	

- CONNECTOR DIMENSIONS ARE PER ARINC 600 SPECIFICATION.
- CONNECTOR IS SUPPLIED WITH CONTACTS AS LISTED IN TABLE.
- KEYING SHOWN IN POSITION "01" FOR ILLUSTRATION ONLY. CONNECTORS SHIPPED WITH KEYING INSTALLED IN POSITION PER TABLE. FOR POSITION "00" KEYING HARDWARE SHIPPED UNASSEMBLED.
- WITH CONTACTS FULLY SEATED TO REAR OF CAVITY.
- DUST COVER IS INCLUDED AND INSTALLED (NOT SHOWN).
- RECOMMENDED SIZE 5 POSTED COAX CONTACT IS TE P/N 1484201-1.

THIS DRAWING IS A CONTROLLED DOCUMENT.

DIMENSIONS: INCHES/mm

TOLERANCES UNLESS OTHERWISE SPECIFIED:

0 PLC	± .005
1 PLC	± .004
2 PLC	± .003
3 PLC	± .002
4 PLC	± .001
ANGLES	± .001

MATERIAL SEE TABLE FINISH SEE TABLE

APPROVED: K. HOGAN 11-1-06

NAME: RCPT ASSY, SIZE 2, ARINC 600 (150/150/13C2)

SIZE: A1

SCALE: 3:2

SHEET: 1 OF 1

REV: F