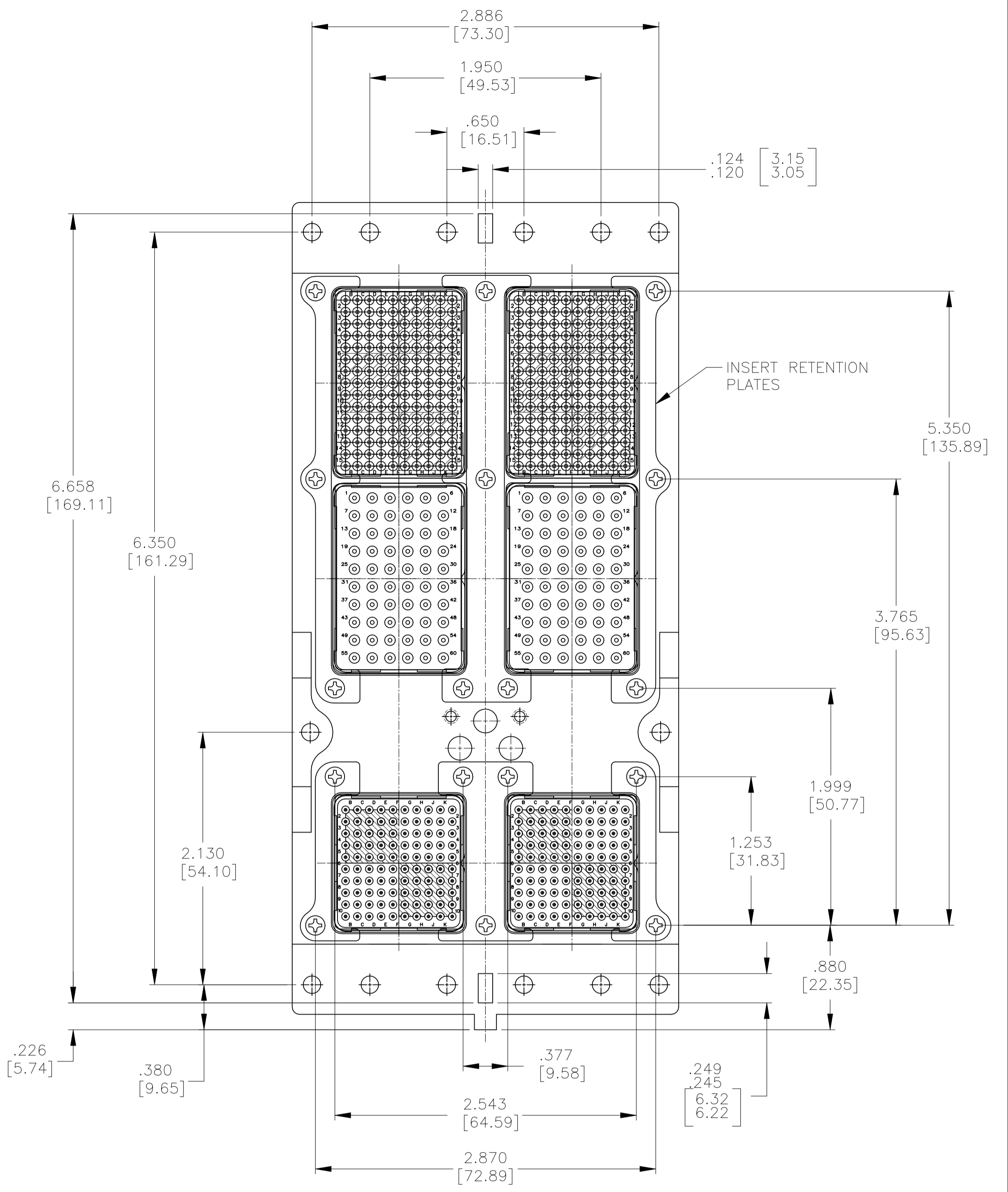
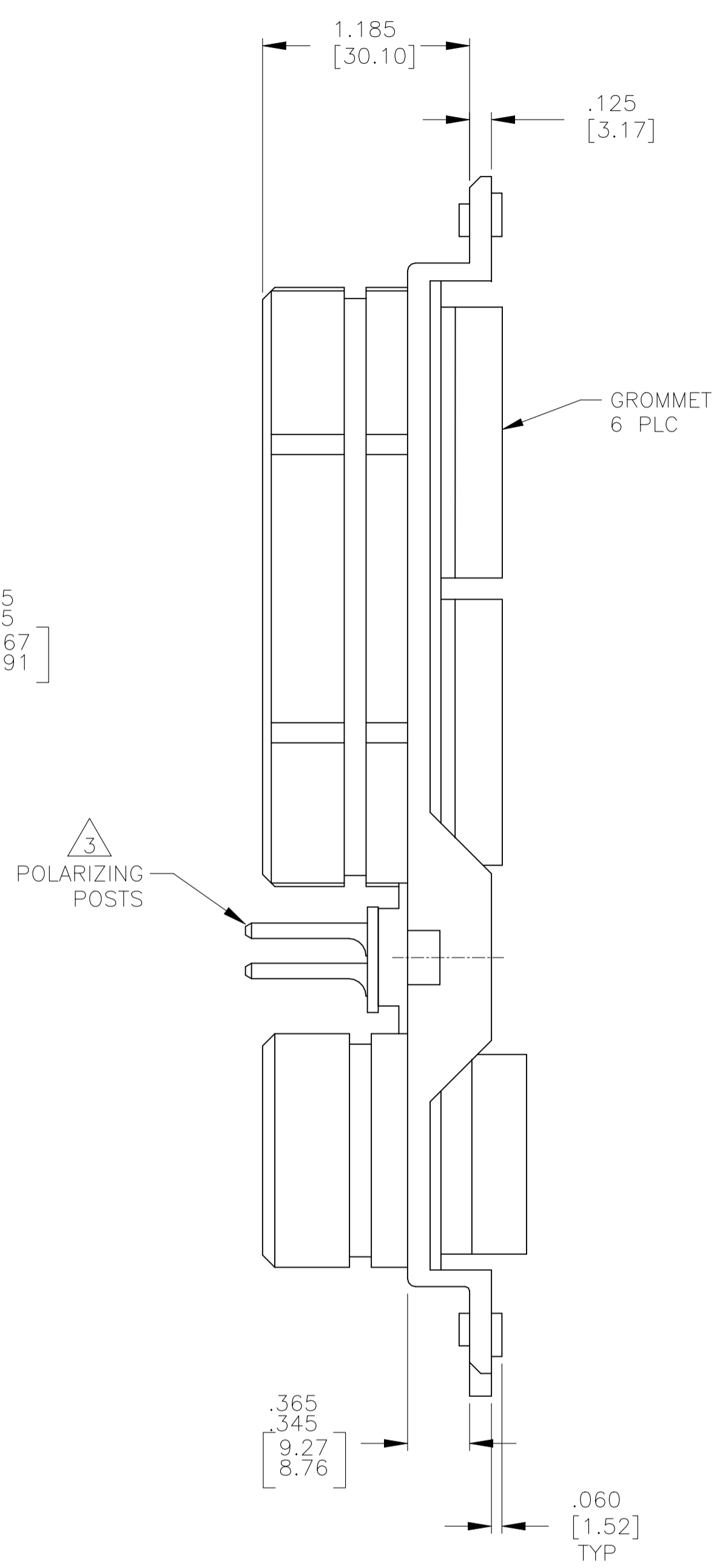
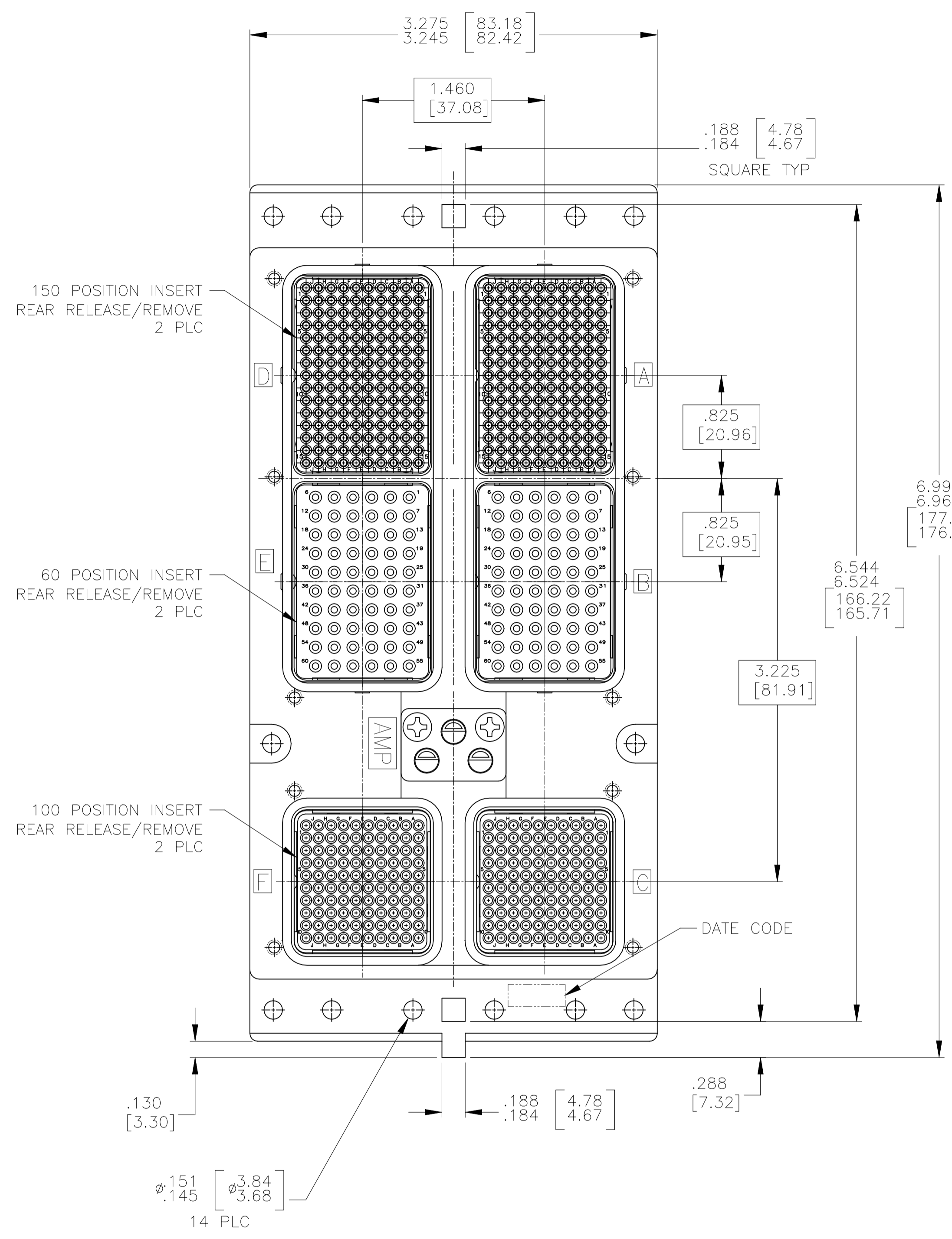


REVISIONS					
P	LTR	DESCRIPTION	DATE	DWN	APVD
C	REVISED PER ECO	20-004365	2-4-21	CT	RL



- CONNECTOR DIMENSIONS ARE PER ARINC 600 SPECIFICATION
- THE FOLLOWING O-RINGS ARE PROVIDED BUT NOT INSTALLED ON SHELL:
PART NO. 208039-4, LARGE O-RING, QTY = 2
PART NO. 208039-2, SMALL O-RING, QTY = 2
- KEYING SHOWN IN POSITION "01" FOR REFERENCE ONLY. SEE TABLE FOR KEYING POSITION. FOR POSITION "00" KEYING SHIPPED UNASSEMBLED.
- DUST COVERS (NOT SHOWN) INSTALLED FOR SHIPPING.
- ASSEMBLY SHOWN WITH DIE-CAST SHELL. ASSEMBLIES WITH MACHINED SHELLS MAY VARY SLIGHTLY IN APPEARANCE.

COMPONENT	MATERIAL	FINISH
SHELL	DIE CAST ALUMINUM PER ASTM-B-85 OR ASTM-B-211 6061-T6 OR ASTM-B-209 2024-T4/T351	CHROMATE COVERSION PER MIL-C-5541, TYPE II, CLASS 3
INSERT RETENTION PLATES	ALUMINUM ALLOY PER ASTM-B-209	CHROMATE COVERSION PER MIL-C-5541, TYPE II, CLASS 3
SCREWS	STEEL OR STAINLESS STEEL	STAINLESS STEEL OR PASSIVATED
POLARIZING POSTS	ZINC ALLOY PER ASTM-B-86	ELECTROLESS NICKEL PER MIL-C-26074, CLASS 4, GRADE B
150, 100, 60 INSERTS	THERMOSET	-
POLARIZING POST RETAINING PLATE	ALUMINUM ALLOY PER ASTM-B-209	BLUE ANODIZED PER MIL-A-8625
INSERT GROMMET	FLUOROSILICONE	-
"O"-RINGS	FLUOROSILICONE	-

THIS DRAWING IS A CONTROLLED DOCUMENT.	
DIMENSIONS: INCHES	TOLERANCES UNLESS OTHERWISE SPECIFIED:
0 PLC ± -	1 PLC ± -
2 PLC ± -	3 PLC ± .005 [0.13]
4 PLC ± -	ANGLES ± -
MATERIAL SEE TABLE	FINISH SEE TABLE

"00"	1883867-1
KEYING POSITION	PART NUMBER
STE TE Connectivity	
NAME: PLUG ASSY, SIZE 3, ARINC 600 (150/60/100/150/60/100) WITH SPECIAL SHELL (NO RIBS)	
SIZE: A1	CAGE CODE: 00779
WEIGHT: 0.000000	DRAWING NO: 1883867
CUSTOMER DRAWING	SCALE: 1:1 SHEET: 1 of 1 REV: C