

189-038

**Composite Connector Backshell Adapter
for Helical Convoluted Tubing to be used with
MIL-DTL-38999 Series III & IV Fiber Optic Connectors**

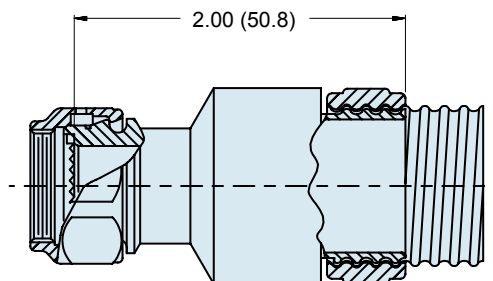
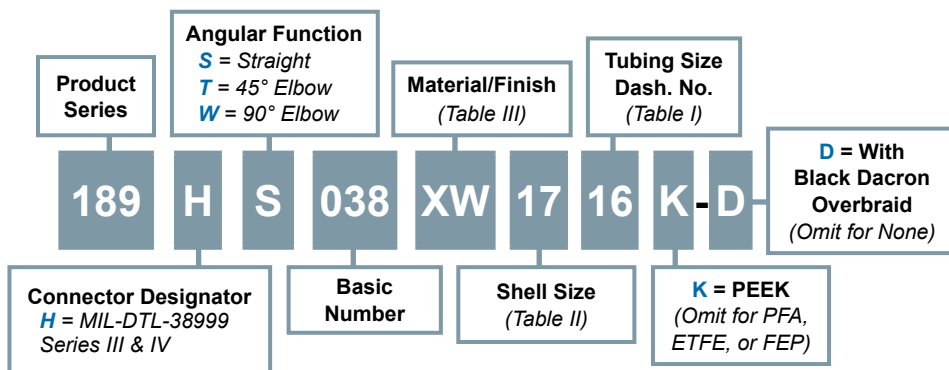
D38999
Series III

Composite MIL-DTL-38999 backshell adapter

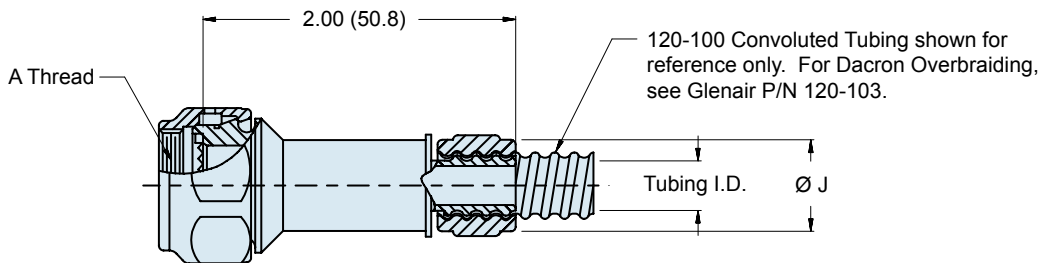
B



How To Order



ONE PIECE SET UP



S - STRAIGHT

Material and Finish

Adapter, Elbow: High Grade Engineering Thermoplastic/see Table III
Coupling and Compression Nuts: High Grade Engineering Thermoplastic
O-Ring: Fluorosilicone or Silicone
Anti-rotation Device: Corrosion resistant material

189-038

**Composite Connector Backshell Adapter
for Helical Convoluted Tubing to be used with
MIL-DTL-38999 Series III & IV Fiber Optic Connectors**



MIL-DTL-38999
Series III Type

B

| Dash No. | Conduit I.D. | Ø J Max |
|----------|--------------|--------------|
| 06 | .188 (4.8) | .790 (20.1) |
| 09 | .281 (7.1) | .985 (25.0) |
| 10 | .312 (7.9) | .985 (25.0) |
| 12 | .375 (9.5) | 1.035 (26.3) |
| 14 | .437 (11.1) | 1.100 (27.9) |
| 16 | .500 (12.7) | 1.160 (29.5) |
| 20 | .625 (15.9) | 1.285 (32.6) |
| 24 | .750 (19.1) | 1.480 (37.6) |
| 28 | .875 (22.2) | 1.670 (42.4) |
| 32 | 1.000 (25.4) | 1.720 (43.7) |
| 40 | 1.250 (31.8) | 2.100 (53.3) |
| 48 | 1.500 (38.1) | 2.420 (61.5) |

| Shell Size | A Thread ISO Metric | E ±.060 (1.5) | F ±.090 (2.3) | G ±.060 (1.5) | H +.090 (2.3) | Max Entry Max Tubing Size |
|------------|---------------------|---------------|---------------|---------------|---------------|---------------------------|
| 11 | M15 x 1 - 6H | .750 (19.1) | .950 (24.1) | .750 (19.1) | 1.160 (29.5) | 12 |
| 13 | M18 x 1 - 6H | .750 (19.1) | 1.020 (25.9) | .810 (20.6) | 1.220 (31.0) | 16 |
| 15 | M22 x 1 - 6H | .760 (19.3) | 1.050 (26.7) | .880 (22.4) | 1.290 (32.8) | 20 |
| 17 | M25 x 1 - 6H | .780 (19.8) | 1.070 (27.2) | .940 (23.9) | 1.350 (34.3) | 24 |
| 19 | M28 x 1 - 6H | .790 (20.1) | 1.080 (27.4) | .970 (24.6) | 1.380 (35.1) | 28 |
| 21 | M31 x 1 - 6H | .820 (20.8) | 1.110 (28.2) | 1.060 (26.9) | 1.470 (37.3) | 32 |
| 23 | M34 x 1 - 6H | .860 (21.8) | 1.150 (29.2) | 1.130 (28.7) | 1.540 (39.1) | 32 |
| 25 | M37 x 1 - 6H | .890 (22.6) | 1.180 (30.0) | 1.190 (30.2) | 1.730 (43.9) | 40 |

| Code | Material | Finish Description |
|------|-----------|--|
| XM | Composite | Electroless Nickel |
| XW | | Cadmium Plate/Olive Drab over Electroless Nickel |
| XO | | No Plating—Amber Color |

Refer to Appendix for material/finish details

