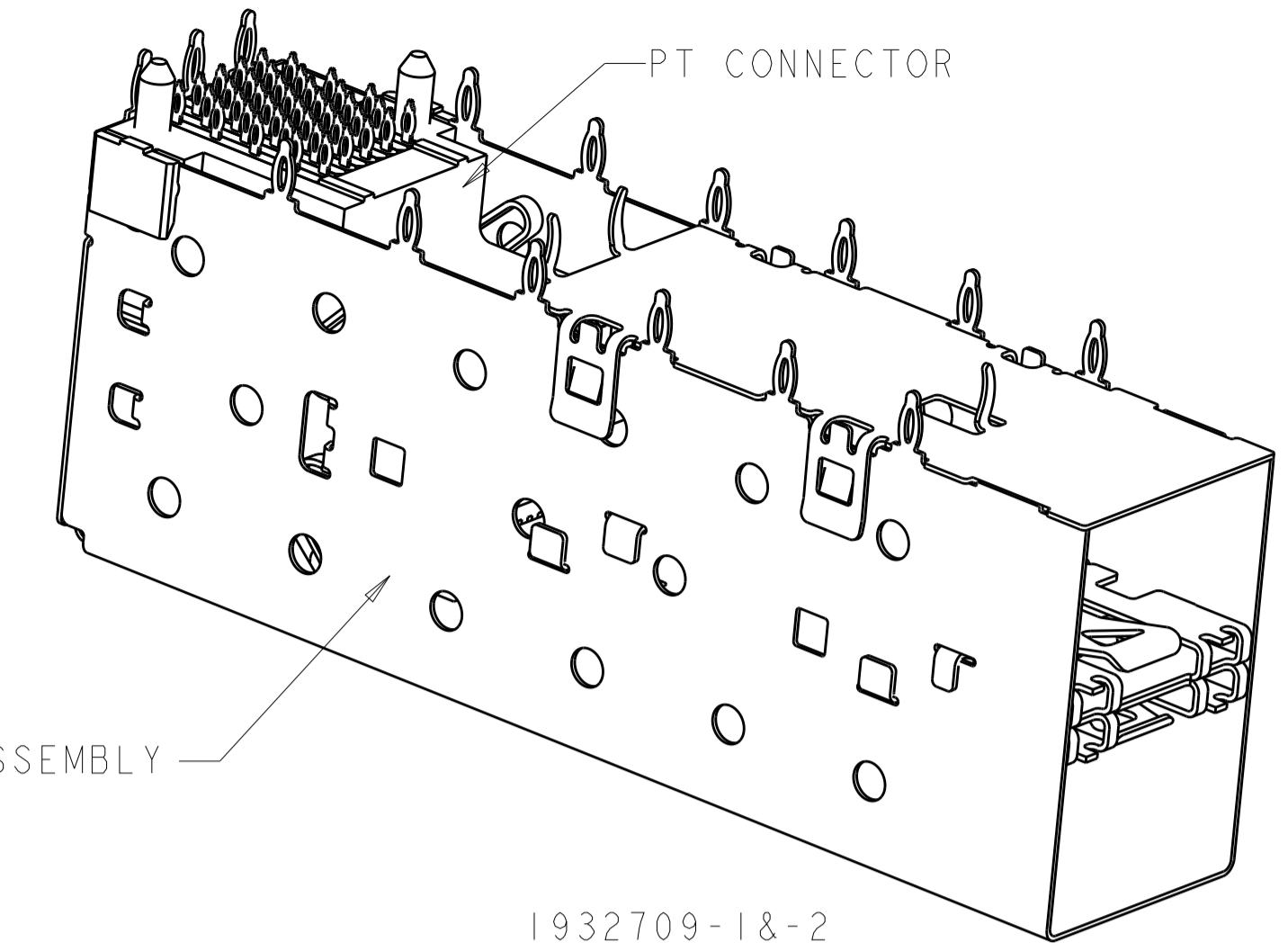
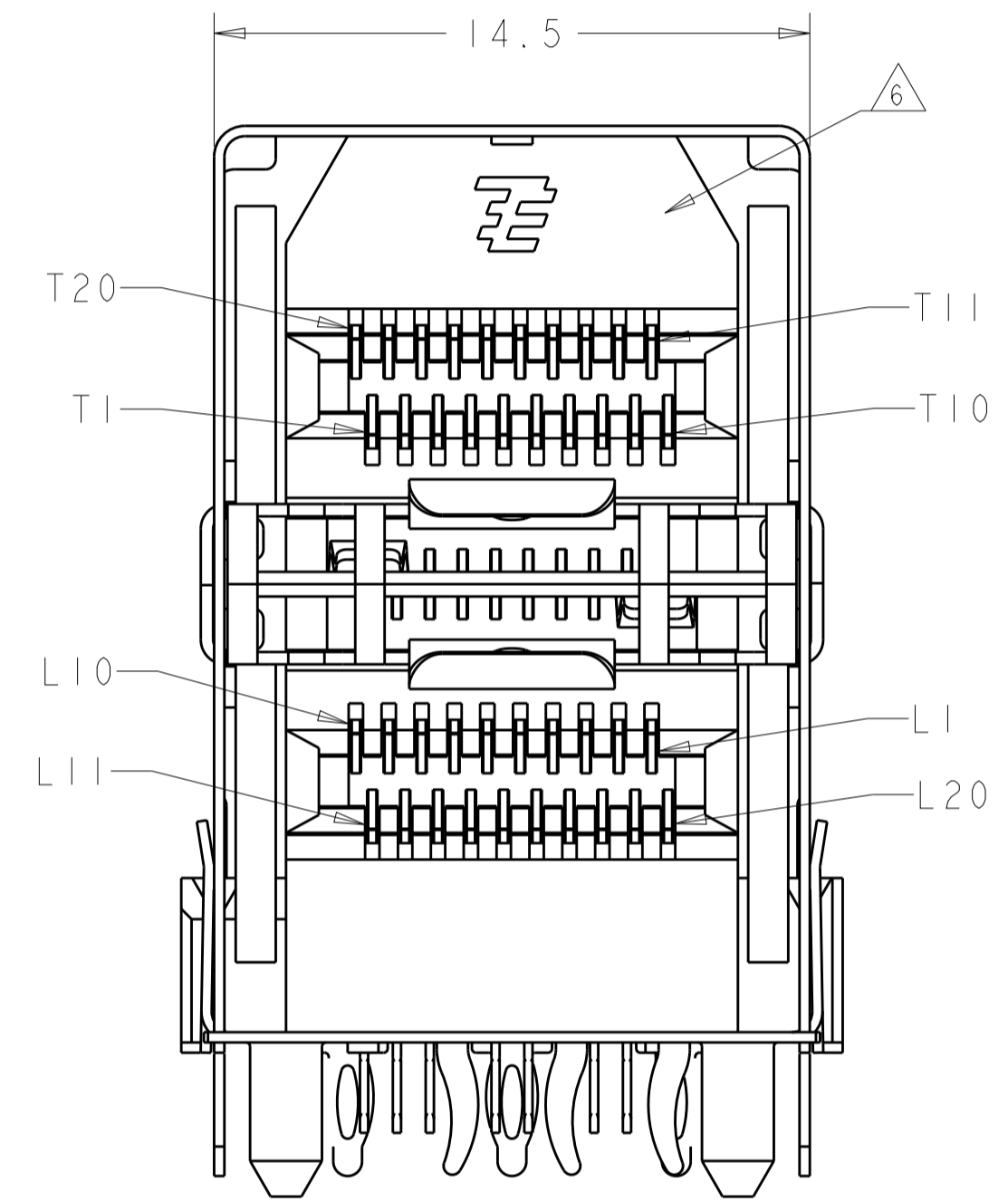
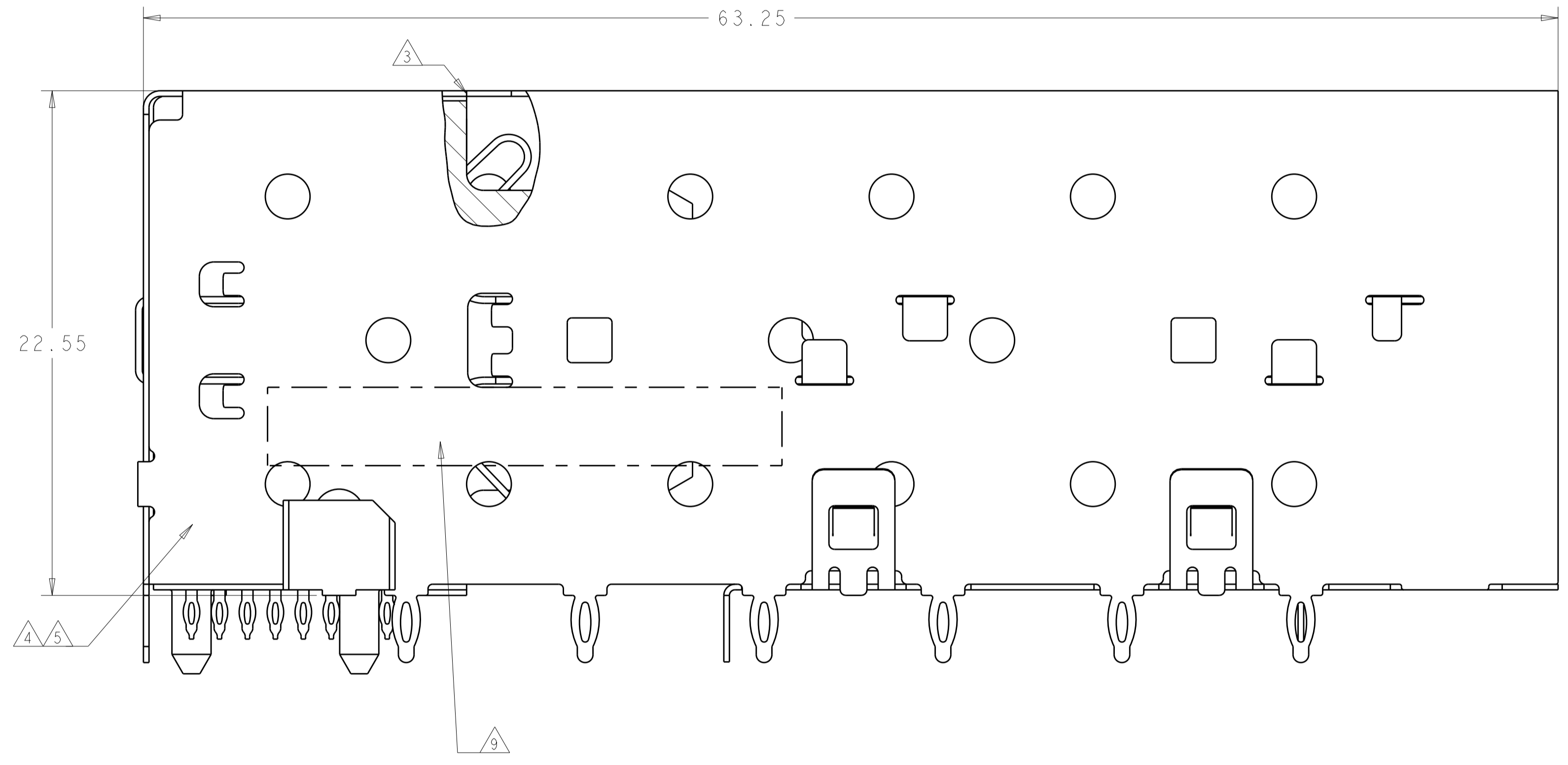


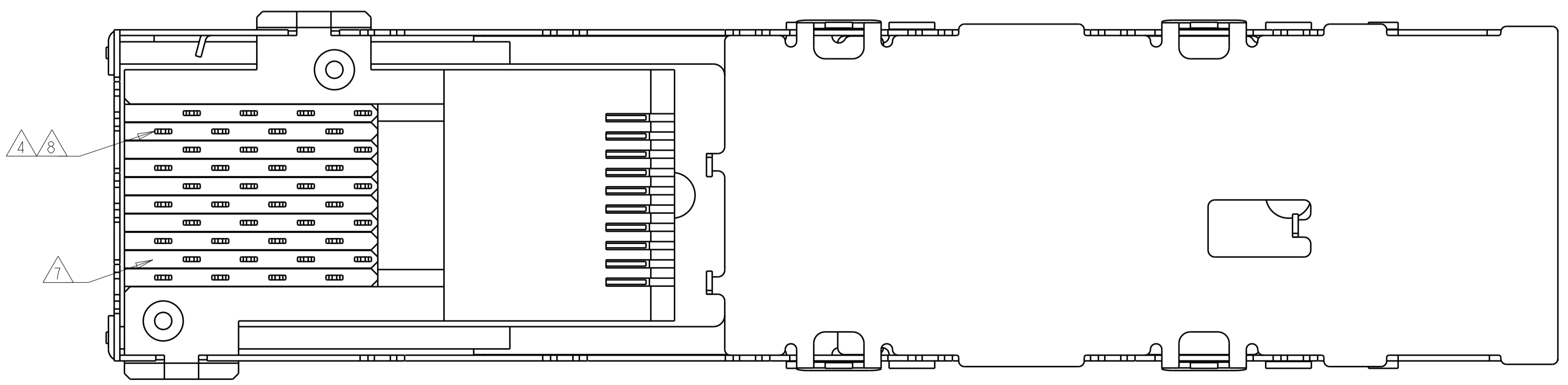
LOC	DIST	REVISIONS					
		P	LTN	DESCRIPTION	DATE	DWN	APVD
ES	00	A		INITIAL RELEASE	27FEB2012	JY	AC
		B		REVISED PER ECO-14-000886	20FEB2014	JW	SH
		B1		REVISED PER ECO-14-010419	11JUL2014	JW	SH
		C		REVISED PER ECO-15-013594	25SEP2015	JW	SH



1932709-1&2  
 SCALE 3:1



- ① DATUM AND BASIC DIMENSION TO BE DETERMINED BY CUSTOMER.
- ② INTERPRETATION OF DATUM REFERENCE FRAME IN ACCORDANCE WITH SECT 4.4.1.1 OF ASME Y14.5M-1994.
- ③ TOP OF PT CONNECTOR TO BE 0-0.15 FROM INSIDE SURFACE OF CAGE.
- ④ COPPER ALLOY.
- ⑤ 1.25umMIN TIN PER ASTM B 545 OVER NICKEL FLASH PER QQ-N-290. NON-PLATED EDGES PERMISSIBLE.
- ⑥ LCP, HIGH TEMPERATURE, UL 94V-0 RATED, BLACK.
- ⑦ POLYESTER, UL 94V-0 RATED, BLACK.
- ⑧ CONTACT MATING AREA: SURFACE TREATMENT OVER 0.76um MIN GOLD PER ASTM B 488 OVER 1.27um MIN NICKEL PER QQ-N-290. NEEDLE EYE: 1.25um MIN TIN PER ASTM B 545 OVER 1.27um MIN NICKEL PER QQ-N-290. REMAINDER OF CONTACT: 0.76um MIN NICKEL PER QQ-N-290.
- ⑨ DATE CODE AND PART NUMBER IN APPROXIMATE LOCATION SHOWN
- ⑩ NICKEL SILVER ALLOY(NO PLATING)



**SUPERSEDED BY:**  
 1932709-2

⑧	④, ⑤	NO	⑩	1932709-2
CONNECTOR FINISH	CONNECTOR MATERIAL	CAGE FINISH	CAGE MATERIAL	PART NUMBER

THIS DRAWING IS A CONTROLLED DOCUMENT.		DWN	15SEP2010
DIMENSIONS:		CHK	Jason Yang
mm	0 PLC ±	CHK	Wang Manliang
	2 PLC ±0.1	APVD	15SEP2010
	3 PLC ±	PRODUCT SPEC	108-2161
	4 PLC ±	APPLICATION SPEC	114-13103
	ANGLES ±	WEIGHT	
MATERIAL	FINISH	Customer Drawing	SCALE 1:1 SHEET 1 OF 3 REV C

**STE** TE Connectivity

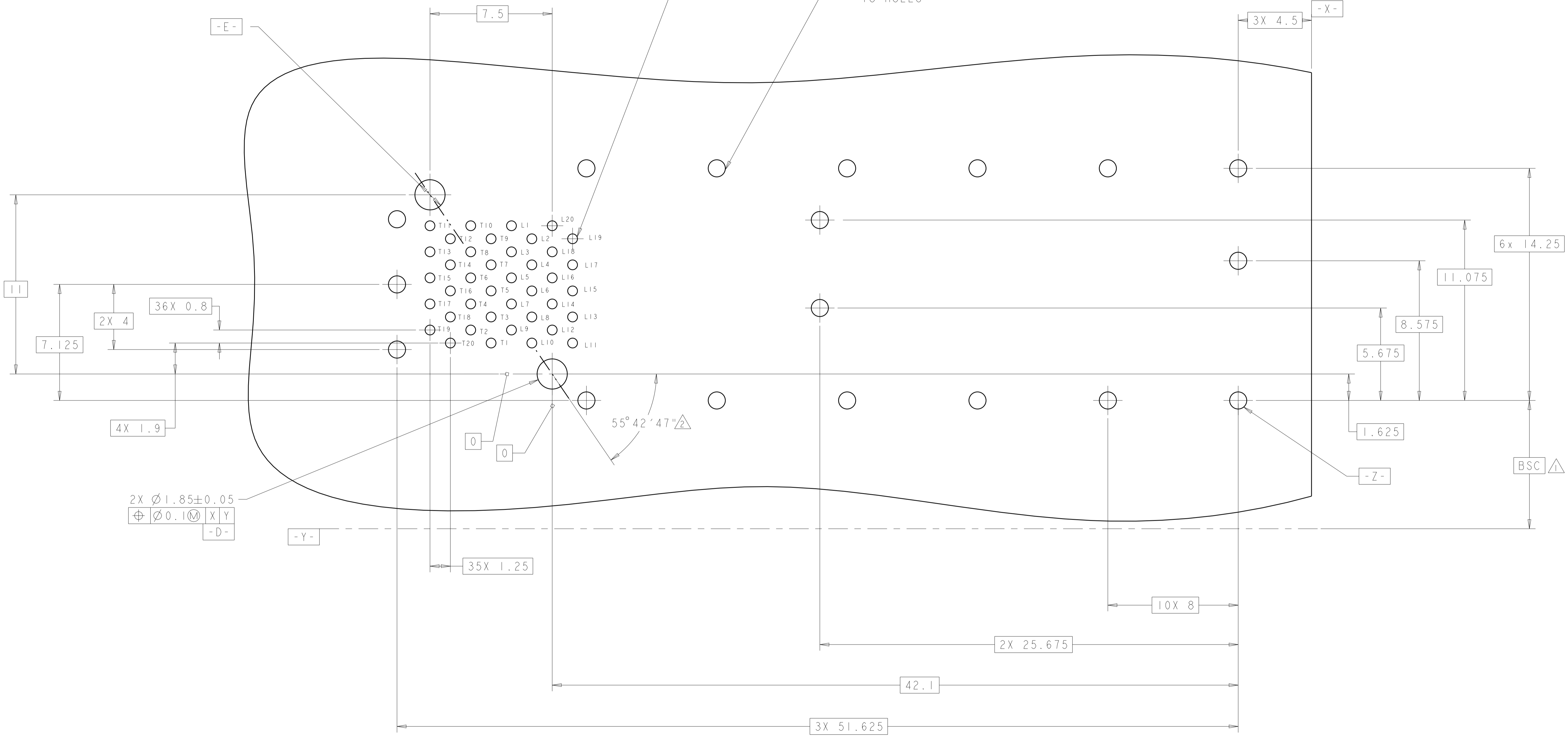
NAME: CAGE AND PT CONNECTOR ASSEMBLY, 2x1, PRESS FIT, LOW PROFILE, W/O EMI SPRINGS, SFP

SIZE: A100779 C=1932709

LOC	DIST	REVISIONS			
P	LTN	DESCRIPTION	DATE	DWN	APVD
ES	00	SEE SHEET 1			

THE HOLE SIZE IS RECOMMENDED ON THE PAGE 4 (TOP OF FIGURE2 FOR CONNECTOR) OF THE TE DOCUMENT 114-13103  
 $\varnothing 0.08 \text{ (M)} | \text{DS} | \text{ES}$   
 40 HOLES

THE HOLE SIZE IS RECOMMENDED ON THE PAGE 4 (BOTTOM OF FIGURE2 FOR CAGE ASSEMBLY) OF THE TE DOCUMENT 114-13103  
 $\varnothing 0.1 \text{ (M)} | \text{ZS}$   
 18 HOLES



2X  $\varnothing 1.85 \pm 0.05$   
 $\varnothing 0.1 \text{ (M)} | \text{X} | \text{Y}$   
 -D-

SFP HOST BOARD  
 MECHANICAL LAYOUT  
 SCALE 8:1

THIS DRAWING IS A CONTROLLED DOCUMENT.		DWN: Jason Yang 15SEP2010	TE Connectivity
DIMENSIONS: mm		CHK: Wang Manqian 15SEP2010	
TOLERANCES UNLESS OTHERWISE SPECIFIED:		APVD: Wang Manqian 15SEP2010	
0 PLC ± 1 PLC ±0.1 2 PLC ± 3 PLC ± 4 PLC ± ANGLES ±		NAME: CAGE AND PT CONNECTOR ASSEMBLY, 2x1, PRESS FIT, LOW PROFILE, W/O EMI SPRINGS, SFP	
MATERIAL: FINISH:		PRODUCT SPEC: 108-2161	SIZE: A1
		APPLICATION SPEC: 114-13103	CAGE CODE: 1932709
		WEIGHT: Customer Drawing	RESTRICTED TO: -
		SCALE: 1:1	SHEET 2 OF 3
			REV C