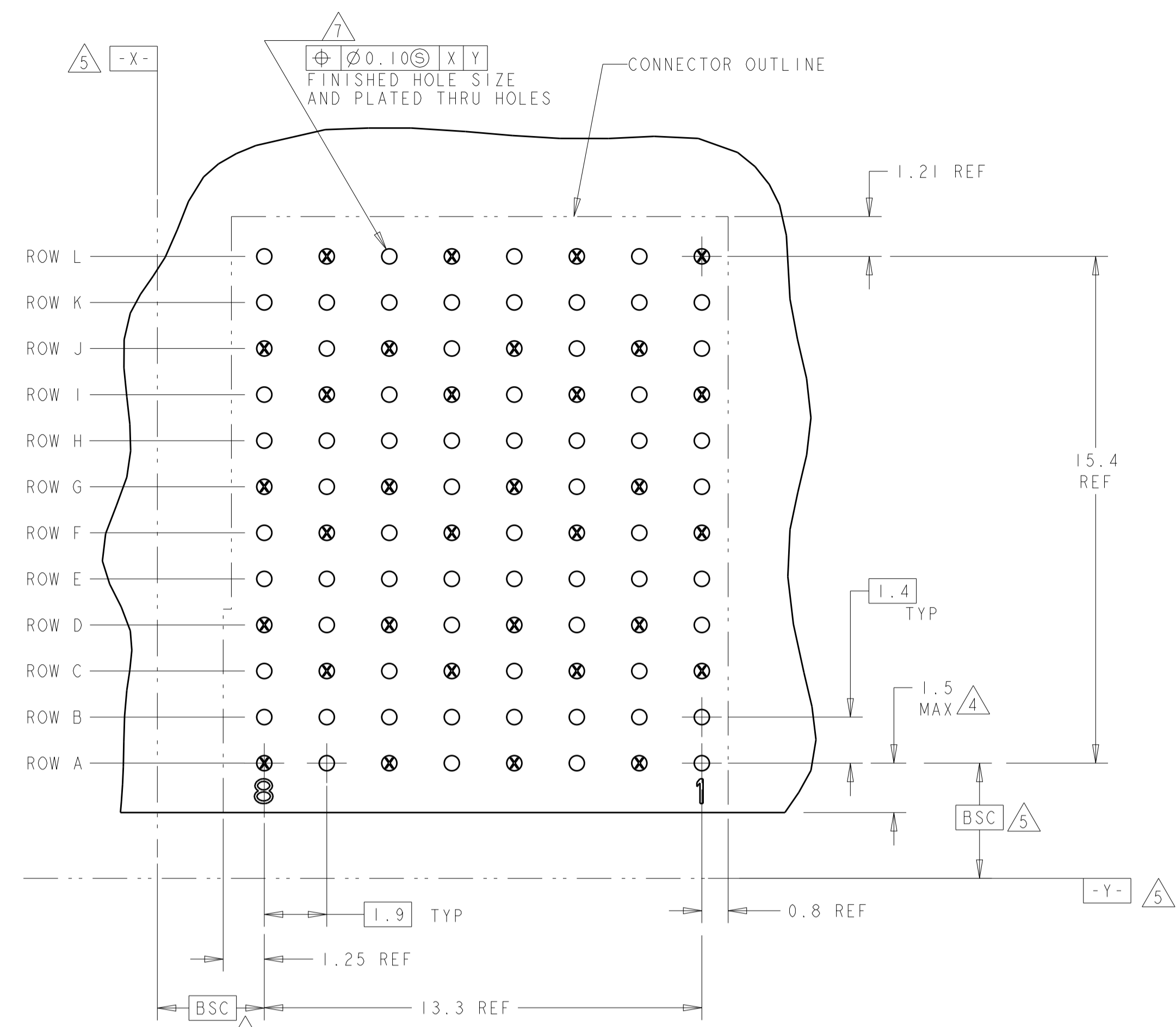
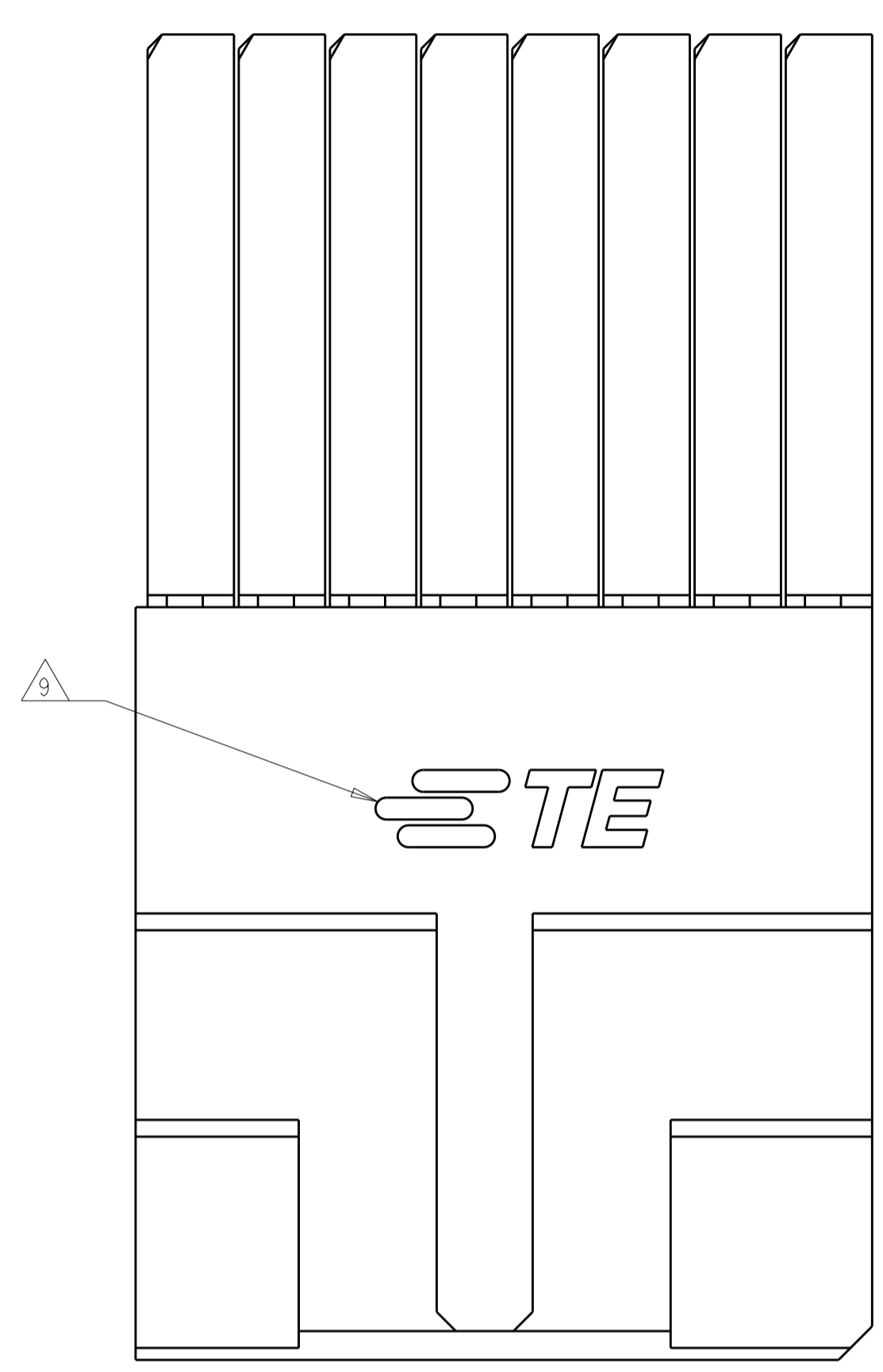


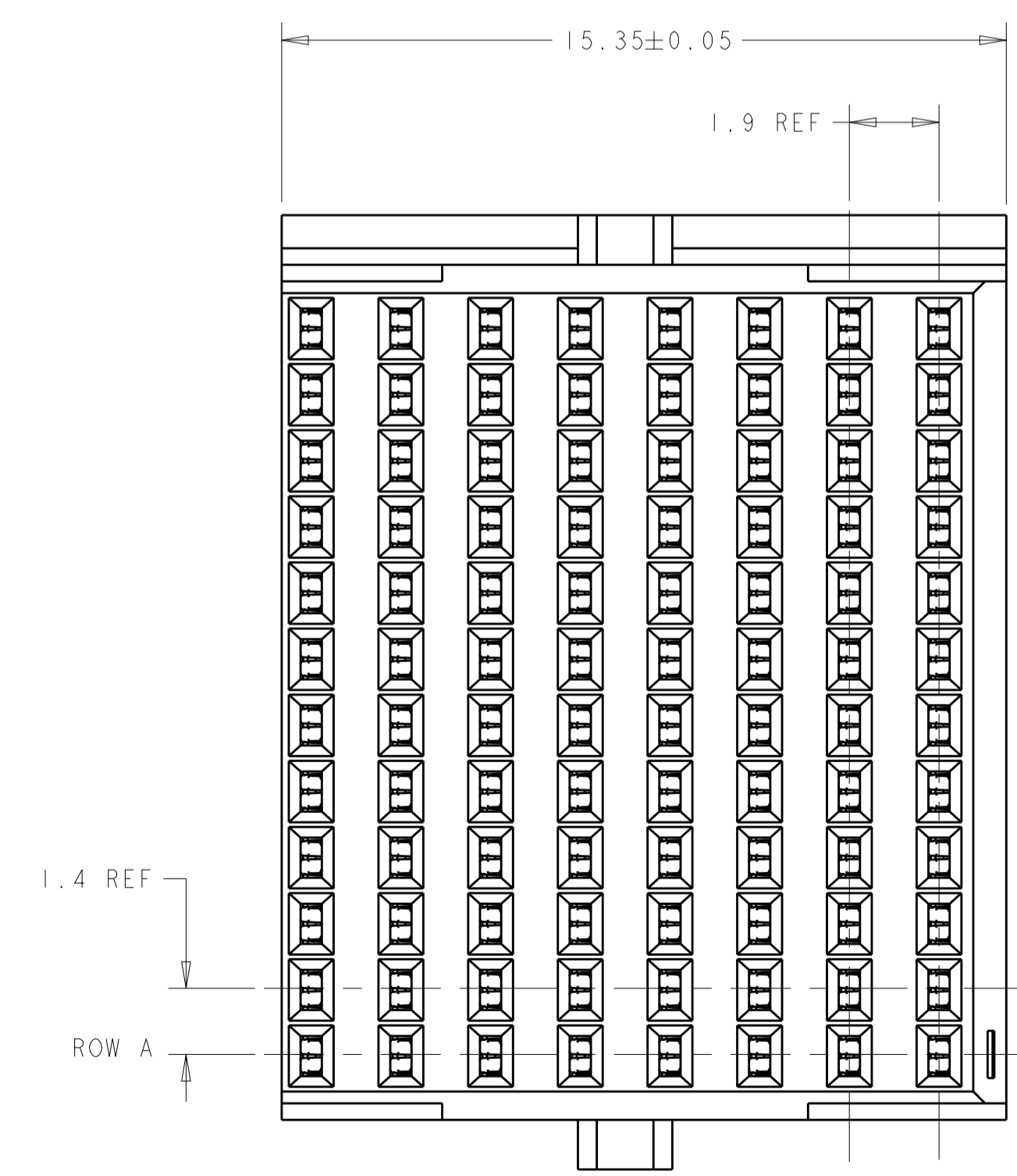
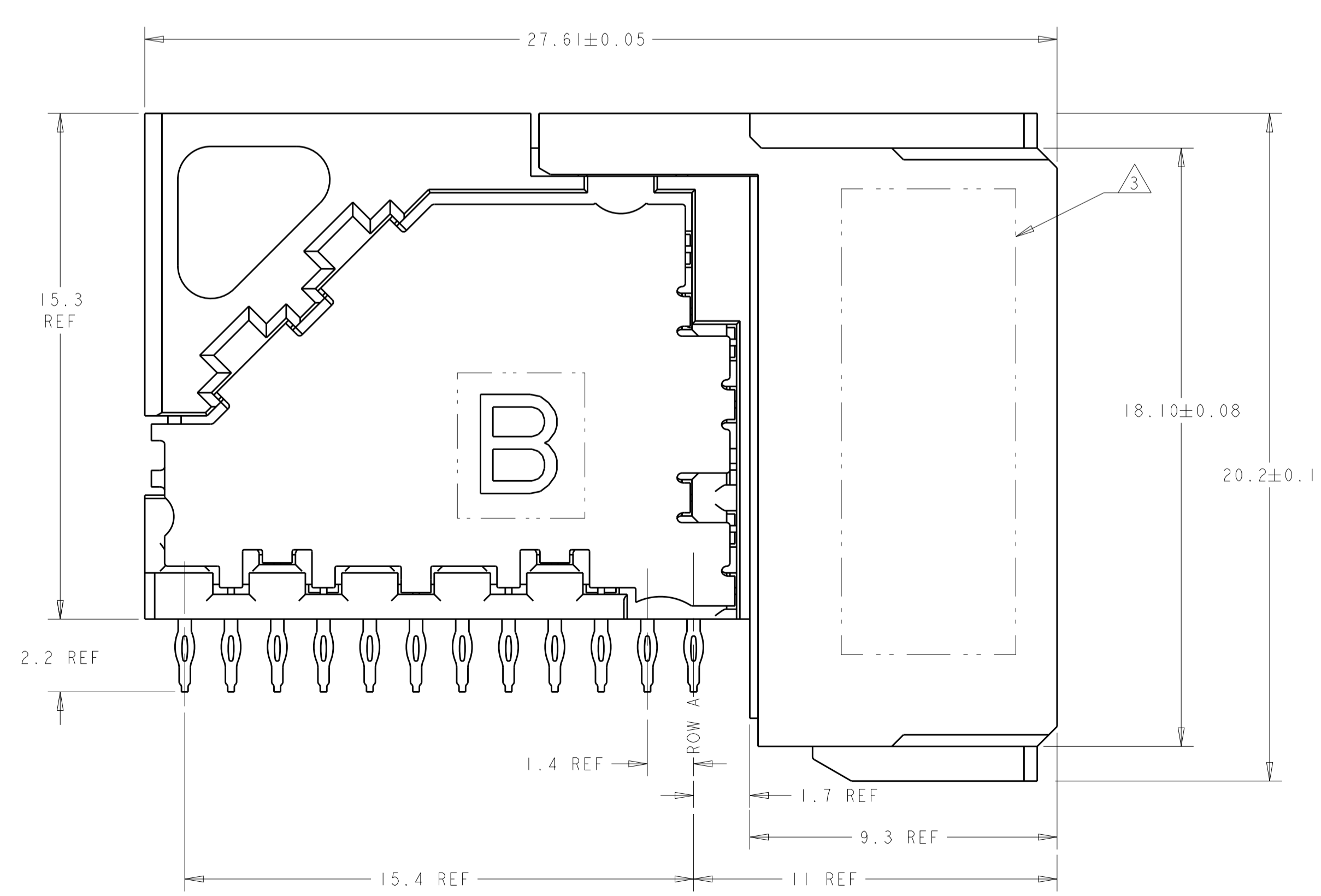
LOC	DIST	REVISIONS			
		REV	DATE	BY	APPV
AD	00	E	22FEB2013	KH	RP
		F	11JUL2019	AP	SY



○ = SIGNAL  
 ⊗ = GROUND  
 RECOMMENDED PC BOARD LAYOUT  
 DAUGHTER BOARD  
 COMPONENT SIDE SHOWN  
 SCALE 8:1



- 1 MATERIAL:  
CONTACT AND SHIELD - PHOS BRONZE  
HOUSING AND CHICKLET - LCP, UL 94V-0, COLOR - BLACK
- 2 FINISH:  
CONTACT AREA FINISH CONFORMS TO THE REQUIREMENTS OF TE PRODUCT SPECIFICATION 108-2303; BASED ON TELCORDIA GR-1217-CORE FOR SYSTEM QUALITY LEVEL III, APPLICATIONS IN CONTROLLED ENVIRONMENTS (CENTRAL OFFICE).  
COMPLIANT PIN AREA - 0.5µm MIN MATTE TIN OVER 1.27µm MIN NICKEL.  
SHIELD 1.27µm MIN NICKEL.
- 3 CONNECTOR MARKED ON EITHER SIDE OF HOUSING WITH PART NUMBER, DATE CODE AND STANDARD IN APPROXIMATE AREA SHOWN.
- 4 DIMENSION APPLIES TO CENTERLINE OF THRU HOLE.
- 5 DATUMS AND BASIC DIMENSIONS ESTABLISHED BY CUSTOMER.
- 6 CONTACT AREA LUBRICATED WITH BELLCORE APPROVED LUBRICANT. TECHNICAL REFERENCE: GR-1217-CORE, ISSUE 1, NOVEMBER 1995.
- 7 REFERENCE APPLICATION SPEC 114-13202 FOR RECOMMENDED PLATED THRU HOLE DIAMETER AND PLATING THICKNESSES.
- 8 THE GROUNDS IN EACH COLUMN ARE COMMONED.
- 9 SHOWN LOGO OR OTHER TE OWNED LOGOS IN APPROXIMATE AREA



1934222-1  
 PART NUMBER

THIS DRAWING IS A CONTROLLED DOCUMENT.		OWN S. MAGARO 31JAN2006													
DIMENSIONS: mm		CHK W. DAVIS 31JAN2006													
TOLERANCES UNLESS OTHERWISE SPECIFIED:		APVD R. PATTERSON 27AUG2007	NAME RECEPTACLE ASSEMBLY, 4 PAIR, 8 COLUMN												
<table border="1"> <tr><td>0 PLC</td><td>±</td></tr> <tr><td>1 PLC</td><td>±</td></tr> <tr><td>2 PLC</td><td>±</td></tr> <tr><td>3 PLC</td><td>±</td></tr> <tr><td>4 PLC</td><td>±</td></tr> <tr><td>ANGLES</td><td>±</td></tr> </table>		0 PLC	±	1 PLC	±	2 PLC	±	3 PLC	±	4 PLC	±	ANGLES	±	PRODUCT SPEC	SIZE CAGE CODE DRAWING NO
0 PLC	±														
1 PLC	±														
2 PLC	±														
3 PLC	±														
4 PLC	±														
ANGLES	±														
MATERIAL		APPLICATION SPEC	RESTRICTED TO												
FINISH		WEIGHT	A100779C=1934222												
CUSTOMER DRAWING		SCALE 8:1	SHEET 1 OF 1 REV F												