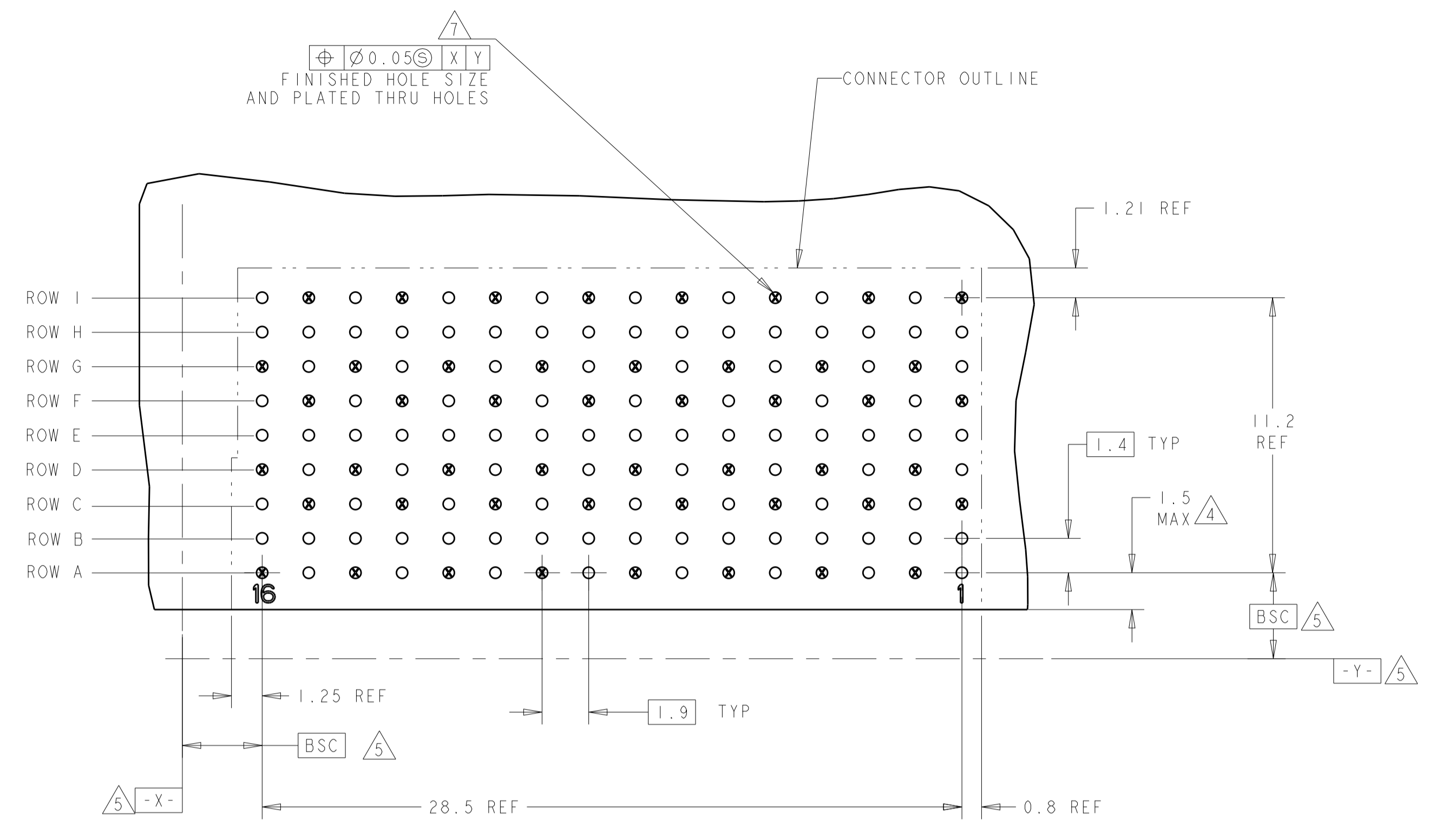
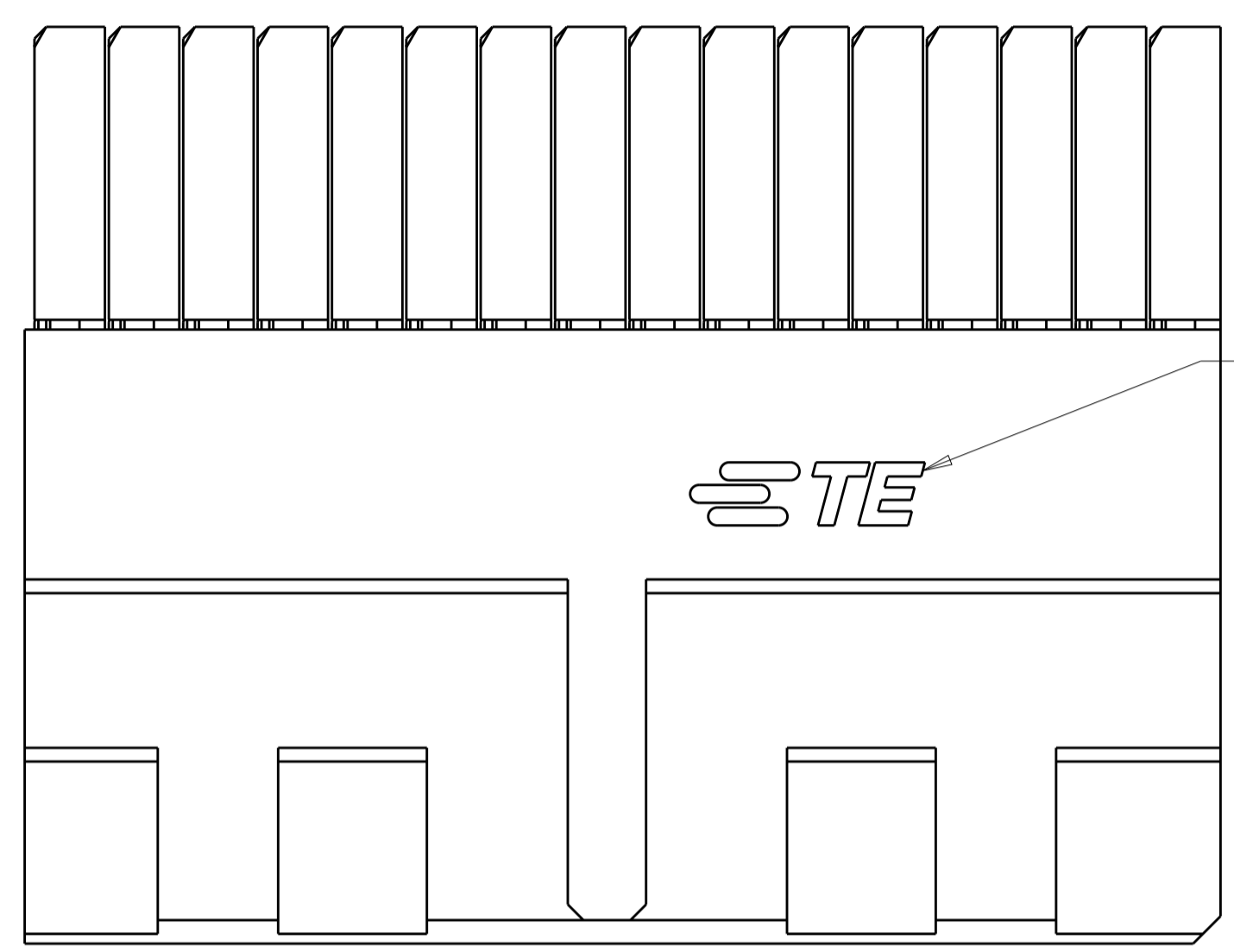


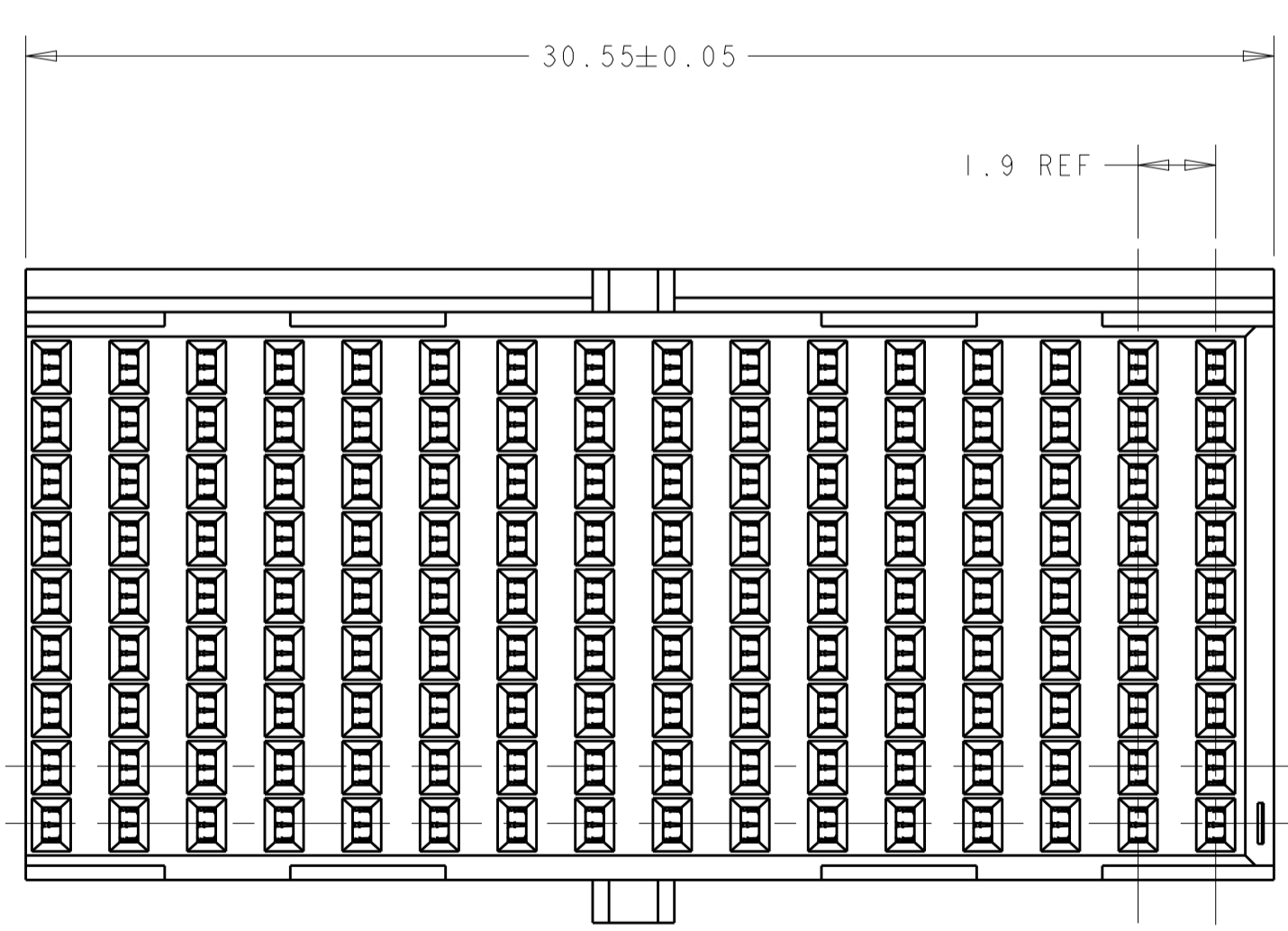
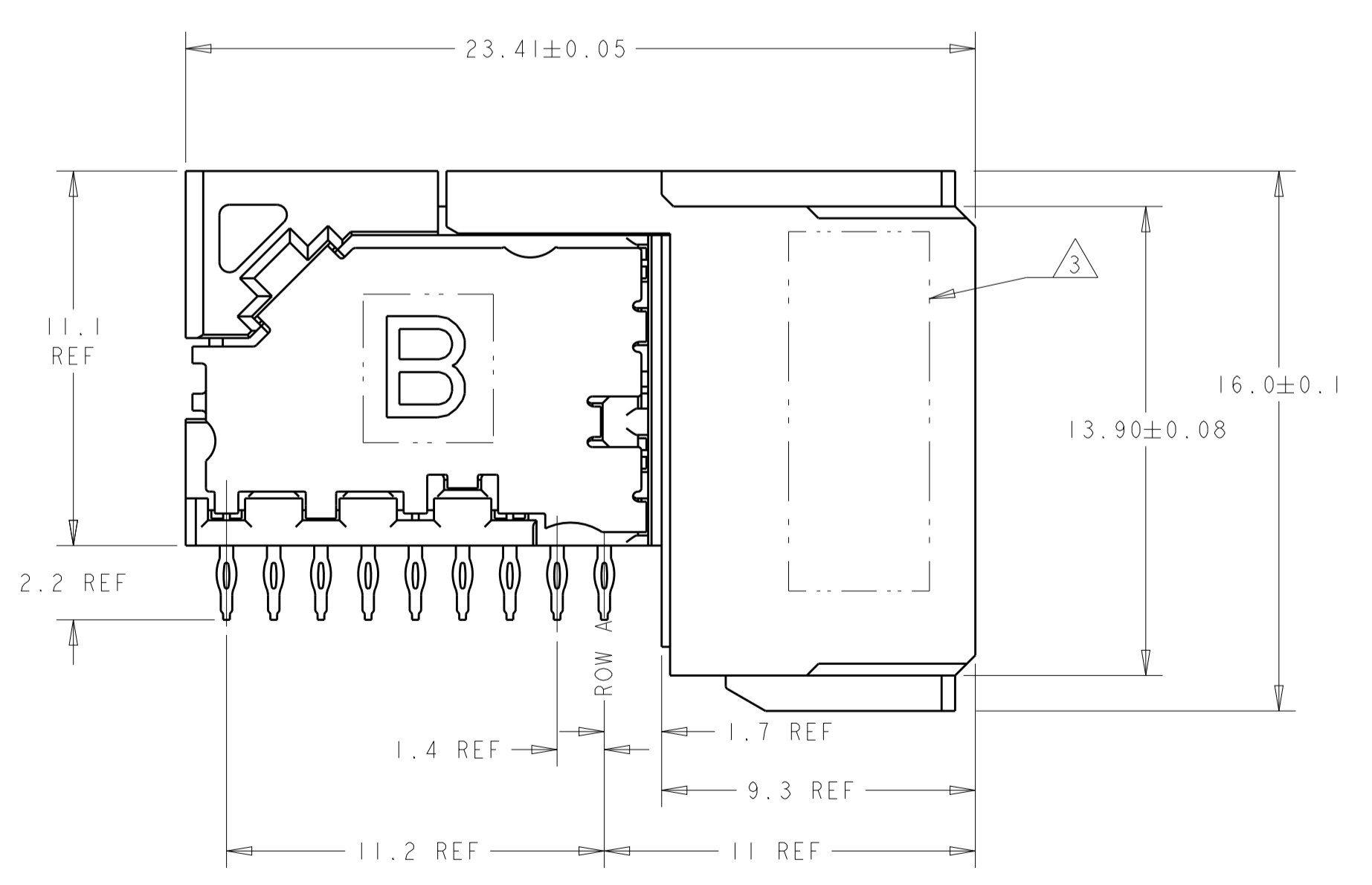
LOC	DIST	REVISIONS			
		REV	DATE	BY	APPV
AD	00	D	22FEB2013	KH	RP
		E	11JUL2019	AP	SY



○ = SIGNAL
 ⊗ = GROUND
 RECOMMENDED PC BOARD LAYOUT
 DAUGHTER BOARD
 COMPONENT SIDE SHOWN
 SCALE 6:1



- 1 MATERIAL:
CONTACT AND SHIELD - PHOS BRONZE
HOUSING AND CHICKLET - LCP, UL 94V-0, COLOR - BLACK
- 2 FINISH:
CONTACT AREA FINISH CONFORMS TO THE REQUIREMENTS OF TE PRODUCT SPECIFICATION 108-2303; BASED ON TELCORDIA GR-1217-CORE FOR SYSTEM QUALITY LEVEL III APPLICATIONS IN CONTROLLED ENVIRONMENTS (CENTRAL OFFICE).
COMPLIANT PIN AREA- 0.5µm MIN MATTE TIN OVER 1.27µm MIN NICKEL.
SHIELD 1.27µm MIN NICKEL.
- 3 CONNECTOR MARKED ON EITHER SIDE OF HOUSING WITH PART NUMBER, DATE CODE AND STANDARD IN APPROXIMATE AREA SHOWN.
- 4 DIMENSION APPLIES TO CENTERLINE OF THRU HOLE.
- 5 DATUMS AND BASIC DIMENSIONS ESTABLISHED BY CUSTOMER.
- 6 CONTACT AREA LUBRICATED WITH BELLCORE APPROVED LUBRICANT. TECHNICAL REFERENCE: GR-1217-CORE, ISSUE 1, NOVEMBER 1995.
- 7 REFERENCE APPLICATION SPEC 114-13202 FOR RECOMMENDED PLATED THRU HOLE DIAMETER AND PLATING THICKNESSES.
- 8 THE GROUNDS IN EACH COLUMN ARE COMMONED.
- 9 SHOWN LOGO OR OTHER TE OWNED LOGOS IN APPROXIMATE AREA.



1934229-1
 PART NUMBER

THIS DRAWING IS A CONTROLLED DOCUMENT.		OWN: S. J. MAGARO 31JAN2007	TE Connectivity	
DIMENSIONS: mm		CHK: W. DAVIS 31JAN2007		
TOLERANCES UNLESS OTHERWISE SPECIFIED:		APV: R. PATTERSON 27AUG2007	NAME: RECEPTACLE ASSEMBLY, 3 PAIR, 16 COLUMN	
0 PLC ± 1 PLC ± 2 PLC ± 3 PLC ± 4 PLC ± ANGLES ±		PRODUCT SPEC	SIZE: CAGE CODE DRAWING NO	
MATERIAL:		APPLICATION SPEC	RESTRICTED TO	
FINISH:		WEIGHT: -	A100779C=1934229	
CUSTOMER DRAWING		SCALE: 6:1	SHEET 1 OF 1 REV E	