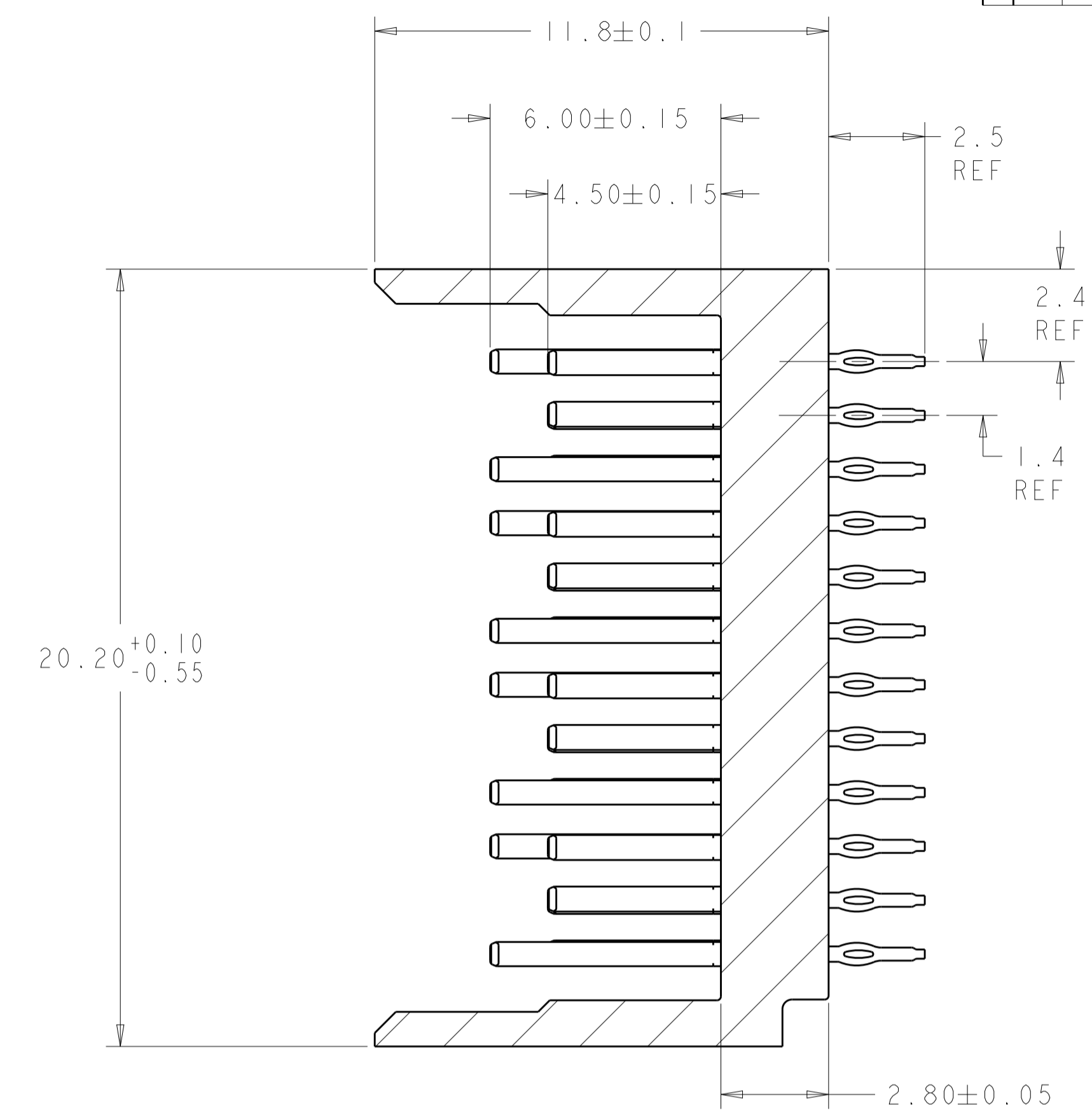
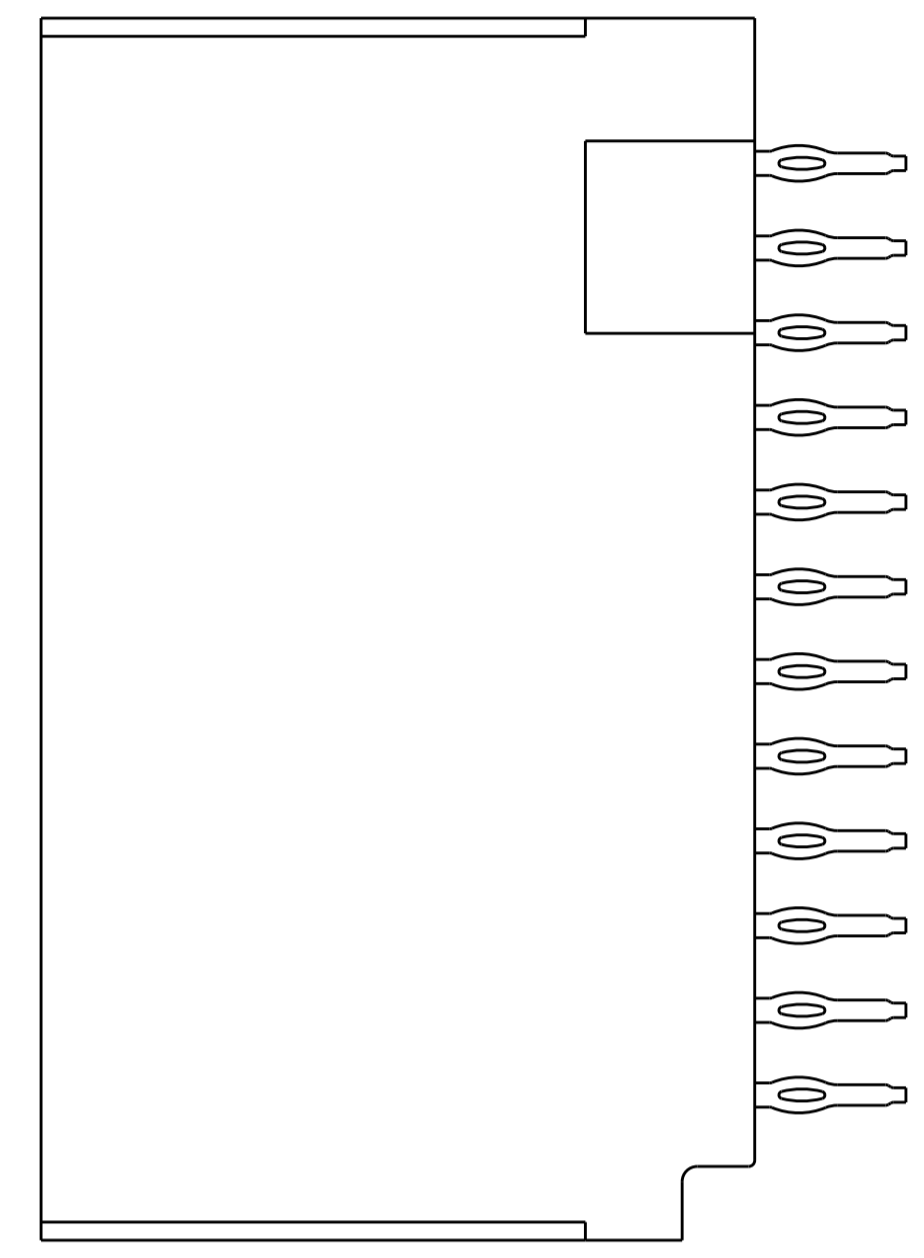
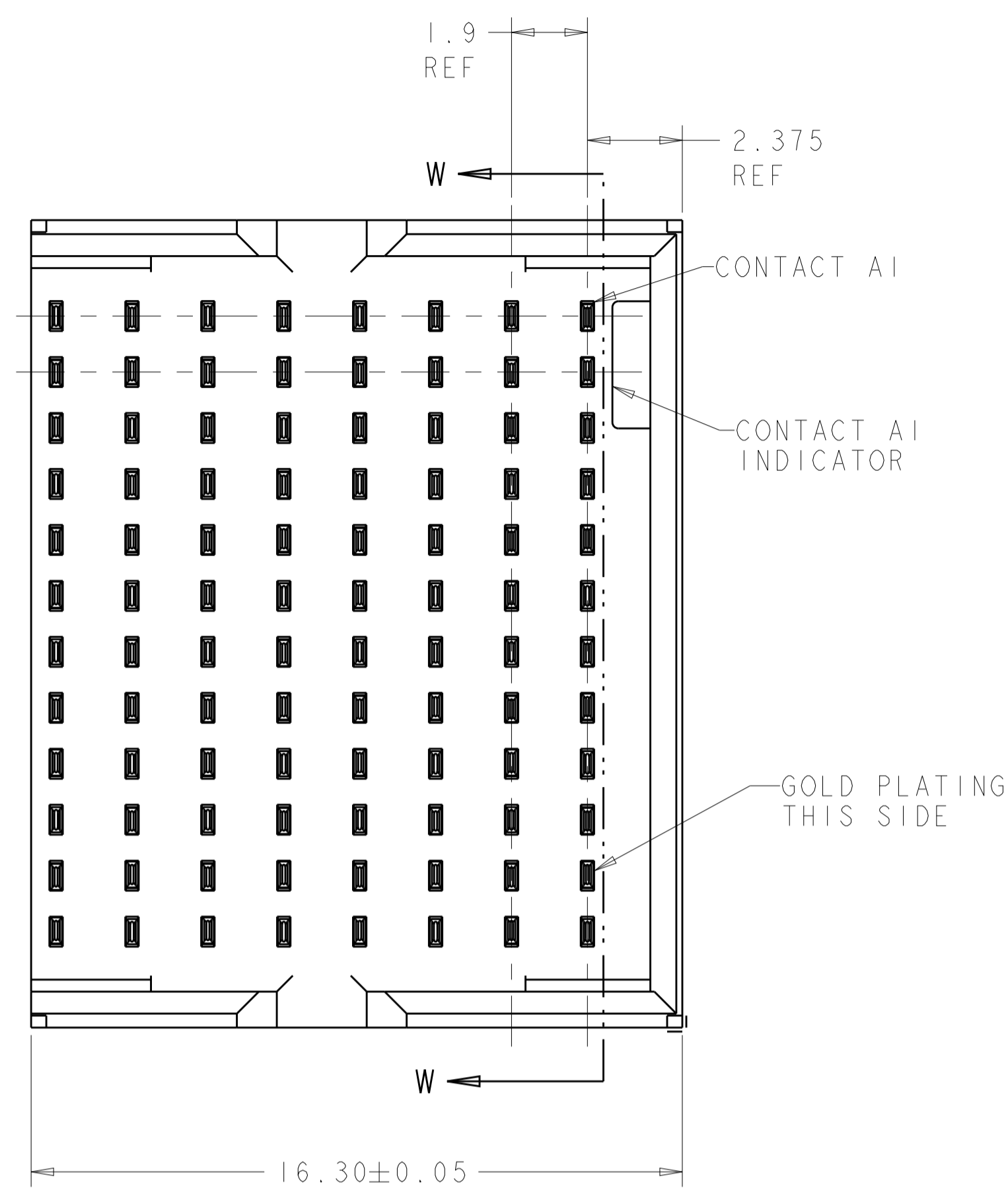
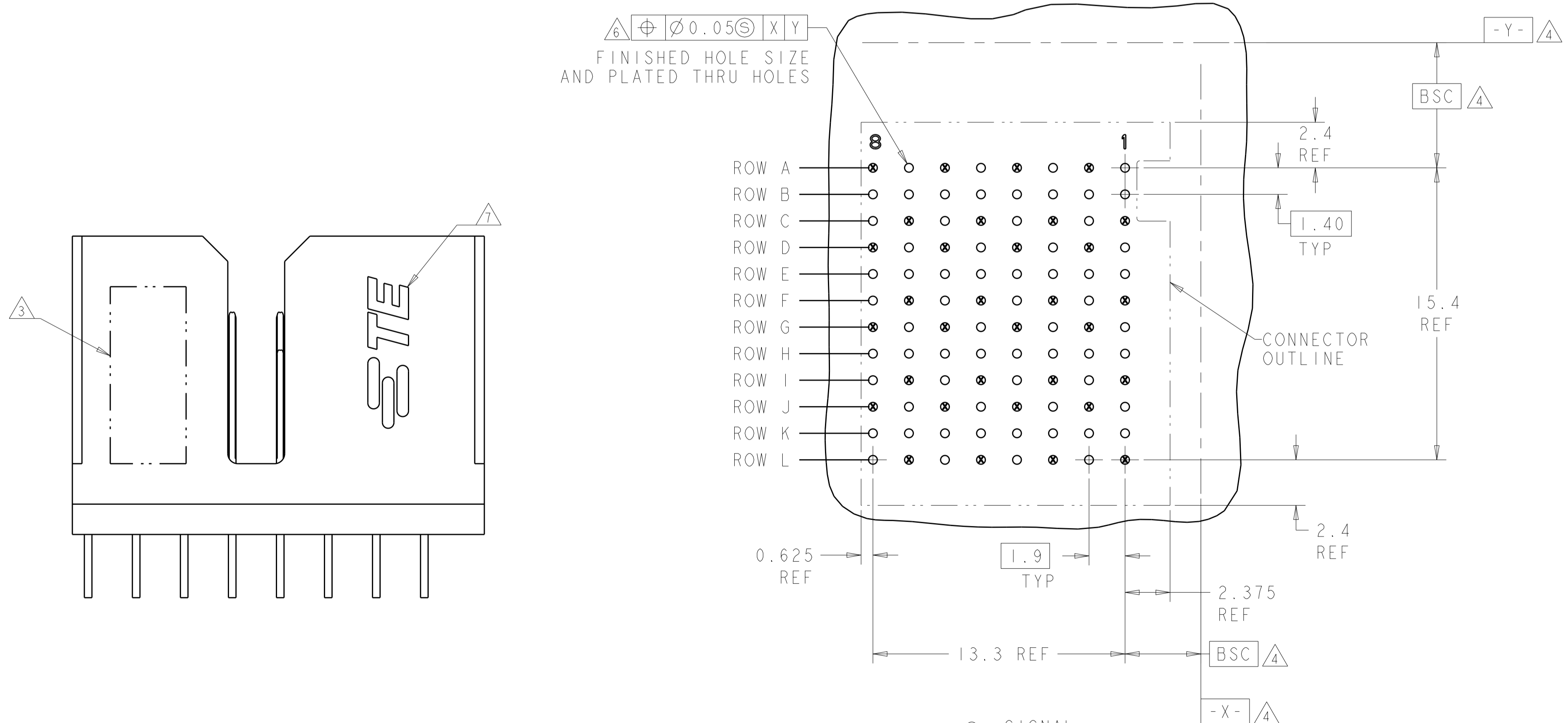


LOC		DIST		REVISIONS			
GP	00	P	LTN	DESCRIPTION	DATE	DWN	APVD
		F		REVISED PER ECO-13-010626	31JUL2013	KH	RP
		G		REVISED PER ECO-19-009248	28JUN2019	AP	SY



SECTION W-W



- 1 MATERIAL:
CONTACT - PHOS BRONZE
HOUSING - LCP, UL 94V-0, COLOR - BLACK
- 2 FINISH:
CONTACT AREA FINISH CONFORMS TO THE REQUIREMENTS OF TE PRODUCT SPECIFICATION 108-2303; BASED ON TELCORDIA GR-1217-CORE FOR SYSTEM QUALITY LEVEL III APPLICATIONS IN CONTROLLED ENVIRONMENTS (CENTRAL OFFICE).
COMPLIANT PIN AREA- 0.5µm MIN MATTE TIN OVER 1.27µm MIN NICKEL.
- 3 CONNECTOR MARKED WITH PART NUMBER, DATE CODE AND STANDARD IN APPROXIMATE AREA SHOWN
- 4 DATUMS AND BASIC DIMENSIONS ESTABLISHED BY CUSTOMER.
- 5 CONTACT AREA LUBRICATED WITH BELLCORE APPROVED LUBRICANT. TECHNICAL REFERENCE GR-1217-CORE, ISSUE 1, NOVEMBER 1995.
- 6 REFERENCE APPLICATION SPEC 114-13202 FOR RECOMMENDED PLATED THRU HOLE DIAMETER AND PLATING THICKNESSES.
- 7 SHOWN LOGO OR OTHER TE OWNED LOGOS IN APPROXIMATE AREA.

○ = SIGNAL
 ⊗ = GROUND
 RECOMMENDED PC BOARD LAYOUT BACKPLANE, COMPONENT SIDE SHOWN
 SCALE 6:1

1934303-1
 PART NUMBER

THIS DRAWING IS A CONTROLLED DOCUMENT.		DWN B. MCMASTER 13JUN2007	1934303-1	
DIMENSIONS:		CHK W. DAVIS 13JUN2007	NAME HEADER ASSEMBLY, LEFT WALL, 4 PAIR 8 COLUMN TinMan	
mm	TOLERANCES UNLESS OTHERWISE SPECIFIED:	APVD W. DAVIS 13JUN2007	PRODUCT SPEC	
0 PLC	±	APPLICATION SPEC	SIZE	
1 PLC	±	WEIGHT	CAGE CODE	
2 PLC	±	CUSTOMER DRAWING	DRAWING NO	
3 PLC	±	SCALE	SHEET	
4 PLC	±	SCALE 8:1	OF 1	
ANGLES	±	SCALE 8:1	REV G	
FINISH	±	SCALE 8:1	REV G	