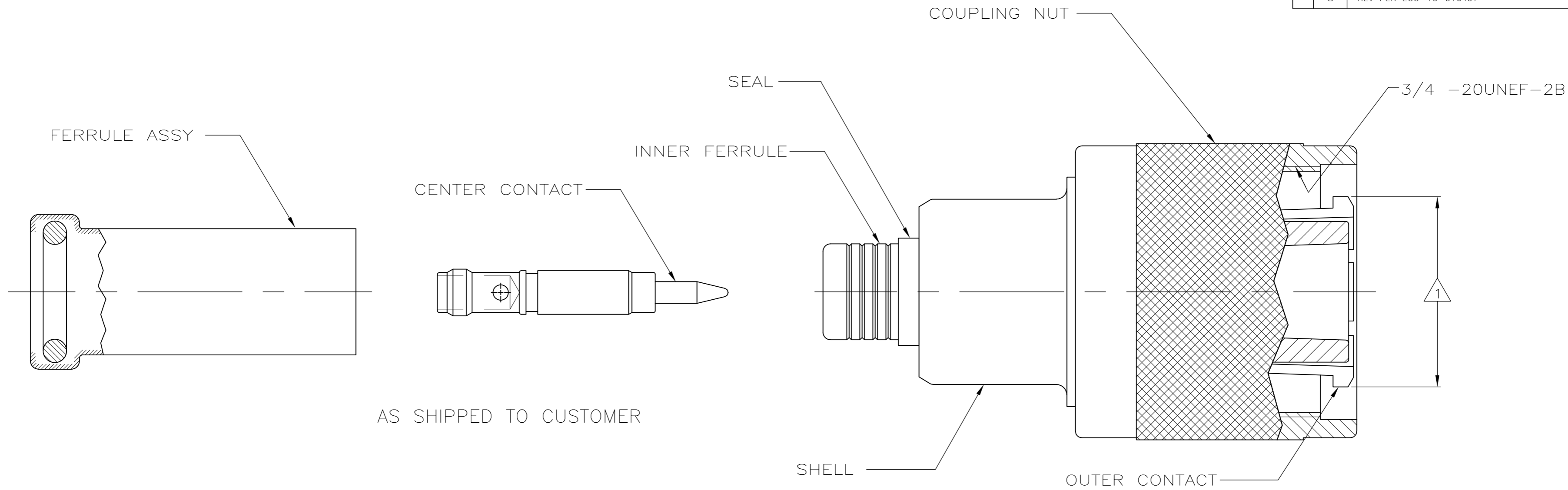
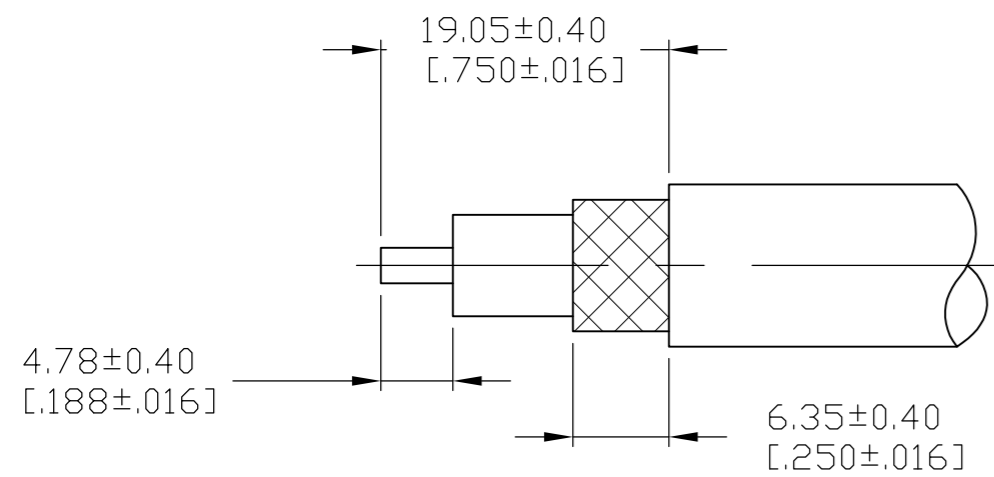
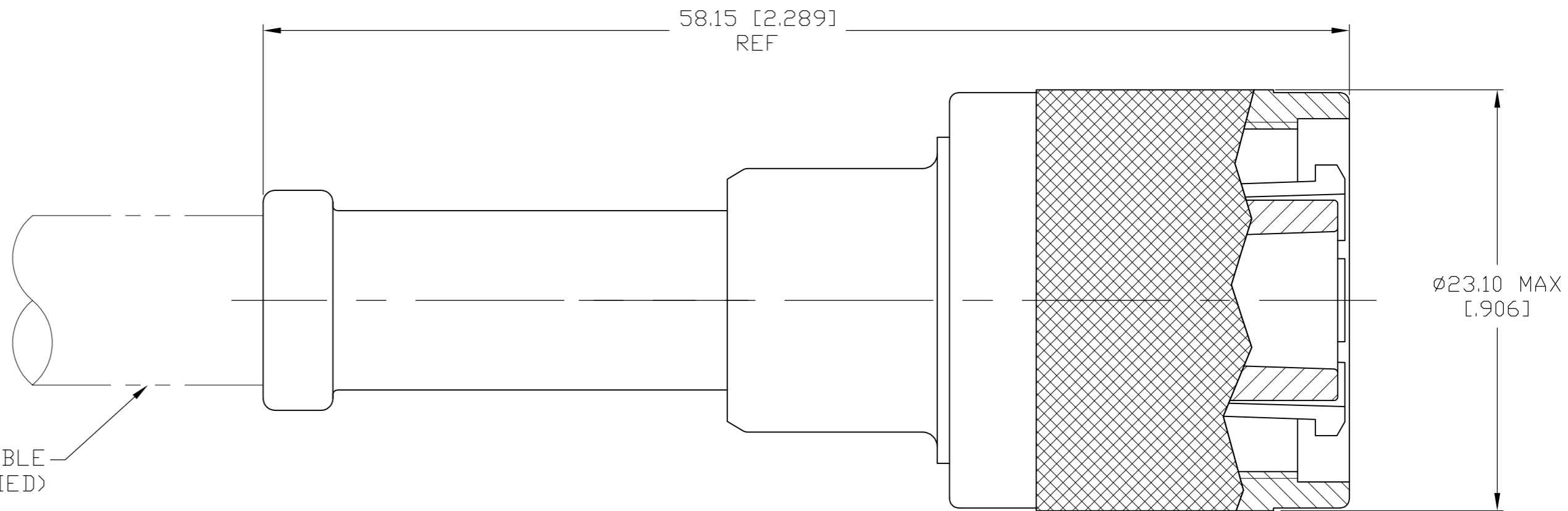


THIS DRAWING IS UNPUBLISHED. RELEASED FOR PUBLICATION
 © COPYRIGHT BY TYCO ELECTRONICS CORPORATION. ALL RIGHTS RESERVED.

LOC	DIST	REVISIONS			
P	LTR	DESCRIPTION	DATE	DWN	APVD
DF	X0				
C		REV PER ECO-10-016497	13SEP10	PY	WM



COMPONENT	MATERIAL	FINISH
FERRULE ASSY SHELL COUPLING NUT	BRASS PER ASTM-B-16	SILVER PER ASTM-B-700
DIELECTRIC	TEFLON PER ASTM-D-1710	--
OUTER CONTACT	BERYLLIUM COPPER PER ASTM-B-196	SILVER PER ASTM-B-700
GASKET	SILICONE PER ZZ-R-765	--
CENTER CONTACT	BRASS PER ASTM-B-16	GOLD PLATED PER ASTM-B-488



RECOMMENDED STRIP LENGTH
SCALE 2:1

ASSEMBLED VIEW

RAYCHEM 5012H3012	90740-1	1996333-1
CABLE SIZE	CRIMP TOOL	PART NO.

THIS DRAWING IS A CONTROLLED DOCUMENT.		DWN C.C.THOMAS 11-16-07	Tyco Electronics Corporation Harrisburg, PA 17105-3608	
DIMENSIONS: mm [INCHES]		CHK BILL MOYER 11-16-07	NAME PLUG ASSEMBLY, SERIES HN	
TOLERANCES UNLESS OTHERWISE SPECIFIED:		APVD BILL MOYER 11-16-07	PRODUCT SPEC	
0 PLC ± -	1 PLC ± -	APPLICATION SPEC		
2 PLC ± -	3 PLC ± -	I.S. 408-2338		
4 PLC ± -	ANGLES ± -	WEIGHT	SIZE A2	CAGE CODE 00779
MATERIAL	FINISH	DRAWING NO C=1996333		RESTRICTED TO
-	-	CUSTOMER DRAWING		SCALE 4:1
		SHEET 1 OF 1		REV C