

HIGH RELIABILITY POWER RECTIFIER

Qualified per MIL-PRF-19500/260

- Glass Passivated Die
- Glass to Metal Seal Construction
- 240 Amps Surge Rating
- VRRM to 1000 Volts

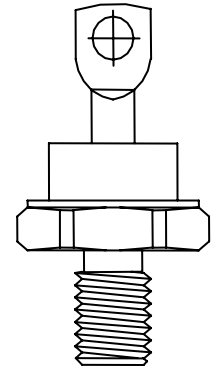
DEVICES

1N1202A	1N1202AR	1N3671A	1N3671AR
1N1204A	1N1204AR	1N3673A	1N3673AR
1N1206A	1N1206AR		

LEVELS
JAN
JANTX
JANTXV

ABSOLUTE MAXIMUM RATINGS (T_C = +25°C unless otherwise noted)

Parameters / Test Conditions	Symbol	Value	Unit
Peak Repetitive Reverse Voltage 1N1202A 1N1202AR 1N1204A 1N1204AR 1N1206A 1N1206AR 1N3671A 1N3671AR 1N3673A 1N3673AR	V _{RWM}	200 400 600 800 1000	V
Average Forward Current, T _C = 150°	I _F	12	A
Peak Surge Forward Current @ t _p = 8.3ms, half sinewave, T _C = 200°C, T = 1/120s	I _{FSM}	240	A
Thermal Resistance, Junction to Case	R _{θjc}	2.0	°C/W
Operating Case Temperature Range	T _C	-65°C to 150°C	°C
Storage Temperature Range	T _{stg}	-65°C to 200°C	°C



DO-203AA (DO-4)

ELECTRICAL CHARACTERISTICS (T_A = +25°C, unless otherwise noted)

Parameters / Test Conditions	Symbol	Min.	Max.	Unit
Forward Voltage I _F = 38A, T _j = 25°C*	V _F		1.35	V
Forward Voltage I _F = 240A, T _j = 25°C*	V _F		2.3	V
Reverse Current V _R = 200, T _j = 25°C V _R = 400, T _j = 25°C V _R = 600, T _j = 25°C V _R = 800, T _j = 25°C V _R = 1000, T _j = 25°C	I _R		5	μA
Reverse Current V _R = 200, T _j = 150°C V _R = 400, T _j = 150°C V _R = 600, T _j = 150°C V _R = 800, T _j = 150°C V _R = 1000, T _j = 150°C	I _R		1.0	mA

* Pulse test: Pulse width 300 μsec, Duty cycle 2%

Note:

HIGH RELIABILITY POWER RECTIFIER

GRAPHS

FIGURE 1
TYPICAL FORWARD CHARACTERISTICS

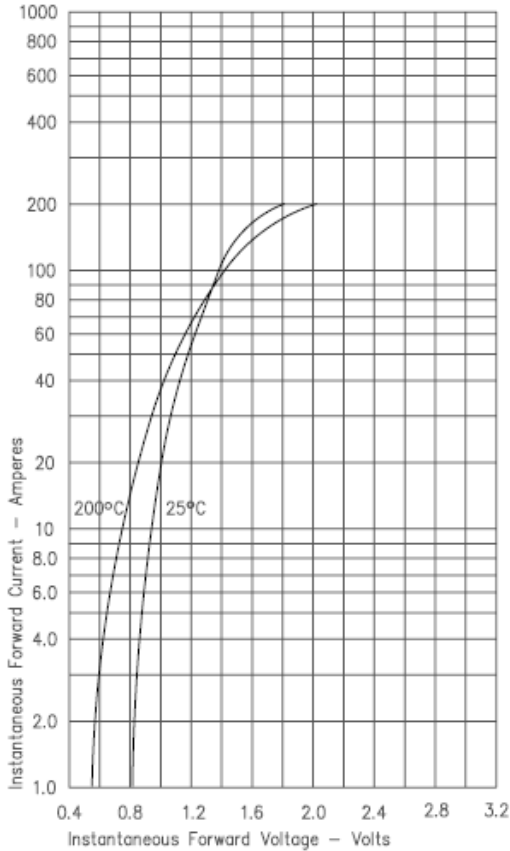


FIGURE 3
FORWARD CURRENT DERATING

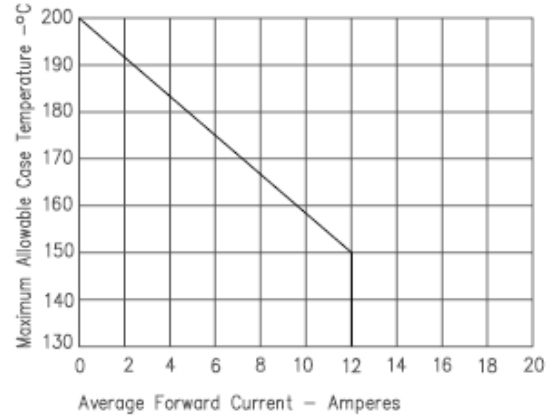


FIGURE 5
TRANSIENT THERMAL IMPEDANCE

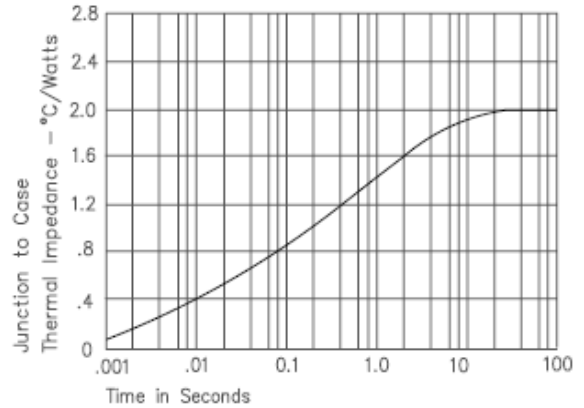


FIGURE 2
TYPICAL REVERSE CHARACTERISTICS

