

- 1N4454 and 1N4454-1 AVAILABLE IN JAN, JANTX, AND JANTXV
PER MIL-PRF-19500/144
- SWITCHING DIODE
- HERMETICALLY SEALED
- METALLURGICALLY BONDED
- DOUBLE PLUG CONSTRUCTION

1N4454
1N4454-1

MAXIMUM RATINGS

Junction Temperature: -55°C to +175°C
 Storage Temperature: -55°C to +175°C
 Operating Current: 200 mA @ $T_A = +25^\circ\text{C}$
 Derating Factor: 1.33 mA/°C Above $T_A = +25^\circ\text{C}$
 Surge Current A: 1A (pk), $P_W = 1$ sec
 Surge Current B: 4A (pk), $P_W = 1$ μs

ELECTRICAL CHARACTERISTICS @ 25°C, unless otherwise specified.

V_{BR} @5 μA	V_{RWM}	I_0	V_{f1} @ $I_F = 10$ mA	V_{f2} @ $I_F = 10$ mA $T_A = 150^\circ\text{C}$	t_{rr}
Volts	Volts (pk)	mA	V dc	V dc	n sec
75	50	200	1.0	0.7	4

I_{R1} @ 50 V dc	I_{R2} @ 50 V $T_A = 150^\circ\text{C}$	CAPACITANCE @ 0 V
μA	μA	pF
0.1	100	2.0

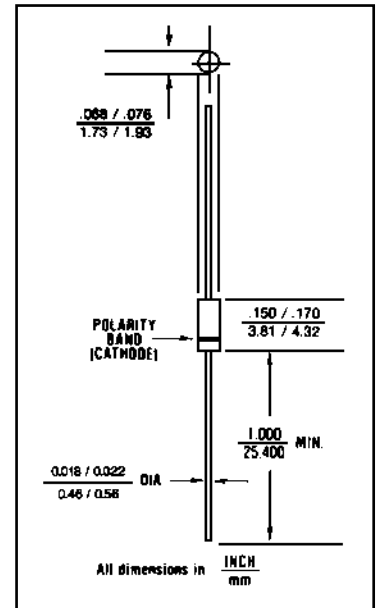


FIGURE 1

DESIGN DATA

CASE: Hermetically sealed
 glass case per MIL-S-19500/144
 D0-35 outline

LEAD MATERIAL: Copper clad steel.

LEAD FINISH: Tin / Lead

THERMAL RESISTANCE: ($R_{\theta JL}$):
 250 °C/W maximum at $L = .375$

THERMAL IMPEDANCE: ($Z_{\theta JX}$): 70
 °C/W maximum

POLARITY: Cathode end is banded.

MOUNTING POSITION: Any.



COMPENSATED DEVICES INCORPORATED

22 COREY STREET, MELROSE, MASSACHUSETTS 02176
 PHONE (781) 665-1071 FAX (781) 665-7379
 WEBSITE: <http://www.cdi-diodes.com> E-mail: mail@cdi-diodes.com

IN4454 and 1N4454-1

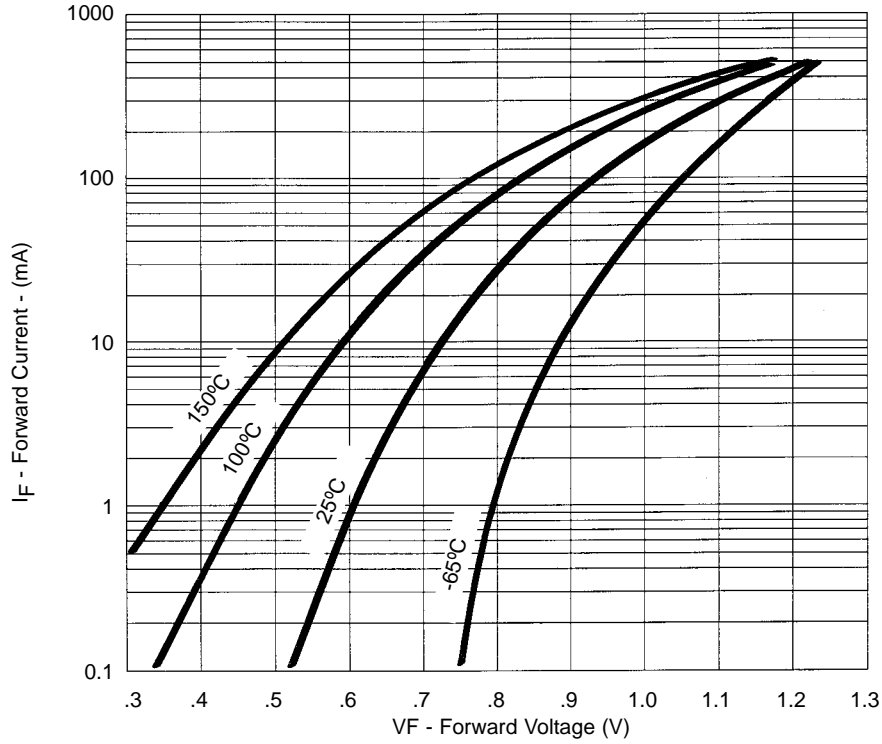


FIGURE 2
Typical Forward Current
vs Forward Voltage

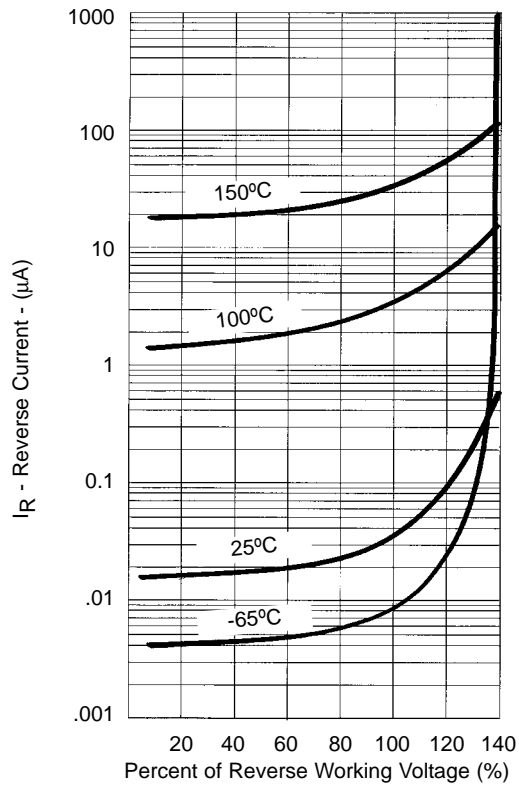


FIGURE 3
Typical Reverse Current
vs Reverse Voltage

NOTE : All temperatures shown on graphs are junction temperatures