



SILICON PLANAR ZENER DIODE

FEATURES

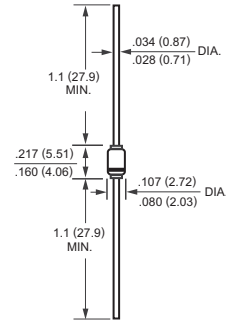
- * Zener Voltage Range 3.3 to 56 Volts
- * DO-41 Package (JEDEC)
- * Through-Hole Device Type Mounting
- * Hermetically Sealed Glass
- * Compression Bonded Construction
- * All external surfaces are corrosion resistant and leads are readily solderable

MAXIMUM RATINGS AND ELECTRICAL CHARACTERISTICS

Ratings at 25 °C ambient temperature unless otherwise specified.



DO-41



MAXIMUM RATINGS (@ TA = 25°C unless otherwise noted)

RATINGS	SYMBOL	VALUE	UNITS
Power Dissipation	P _D	1000	mW
Junction Temperature	T _J	200	°C
Storage Temperature Range	T _{stg}	-65 to +200	°C

Note: 1."Fully RoHS Compliant", "100% Sn Plating (Pb-free)".
2.Standard tolerance : Vz +/- 5%

2012-3
Rev.A

ELECTRICAL CHARACTERISTICS (@TA=25°C unless otherwise specified)

TYPE	V _{ZT} @I _{ZT} (Volts) Nominal	I _{ZT} (mA)	Z _{ZT} @I _{ZT} (Ω) MAX	I _{ZK} (mA)	Z _{Zk} @I _{Zk} (Ω) MAX	I _R @V _R (mA) MAX	V _R (Volts)
1N4728A	3.3	76	10	1	400	100	1
1N4729A	3.6	69	10	1	400	100	1
1N4730A	3.9	64	9	1	400	50	1
1N4731A	4.3	58	9	1	400	10	1
1N4732A	4.7	53	8	1	500	10	1
1N4733A	5.1	49	7	1	550	10	1
1N4734A	5.6	45	5	1	600	10	2
1N4735A	6.2	41	2	1	700	10	3
1N4736A	6.8	37	3.5	1	700	10	4
1N4737A	7.5	34	4	0.5	700	10	5
1N4738A	8.2	31	4.5	0.5	700	10	6
1N4739A	9.1	28	5	0.5	700	10	7
1N4740A	10	25	7	0.25	700	10	7.6
1N4741A	11	23	8	0.25	700	5	8.4
1N4742A	12	21	9	0.25	700	5	9.1
1N4743A	13	19	10	0.25	700	5	9.9
1N4744A	15	17	14	0.25	700	5	11.4
1N4745A	16	15.5	16	0.25	700	5	12.2
1N4746A	18	14	20	0.25	700	5	13.7
1N4747A	20	12.5	22	0.25	750	5	15.2
1N4748A	22	11.5	23	0.25	750	5	16.7
1N4749A	24	10.5	25	0.25	750	5	18.2
1N4750A	27	9.5	35	0.25	750	5	20.6
1N4751A	30	8.5	40	0.25	1000	5	22.8
1N4752A	33	7.5	45	0.25	1000	5	25.1
1N4753A	36	7.0	50	0.25	1000	5	27.4
1N4754A	39	6.5	60	0.25	1000	5	29.7
1N4755A	43	6.0	70	0.25	1500	5	32.7
1N4756A	47	5.5	80	0.25	1500	5	35.8
1N4757A	51	5.0	95	0.25	1500	5	38.8
1N4758A	56	4.5	110	0.25	2000	5	42.6

RATING AND CHARACTERISTICS CURVES (1N4728A-1N4758A)

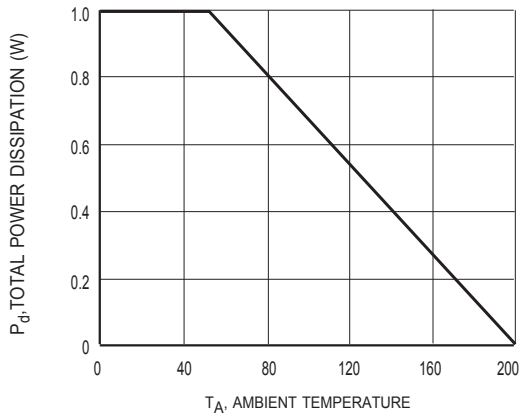


Figure1 Power Dissipation vs Ambient Temperature

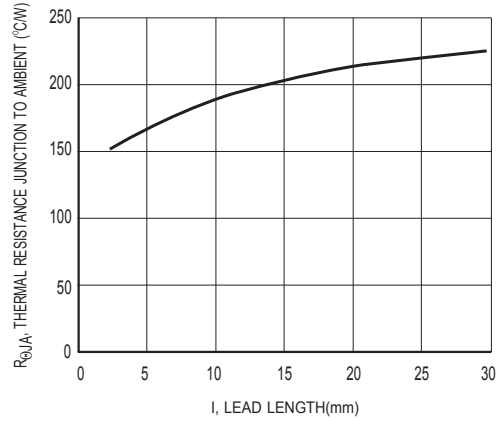


Figure2 Typical Thermal Resistance vs Lead Length

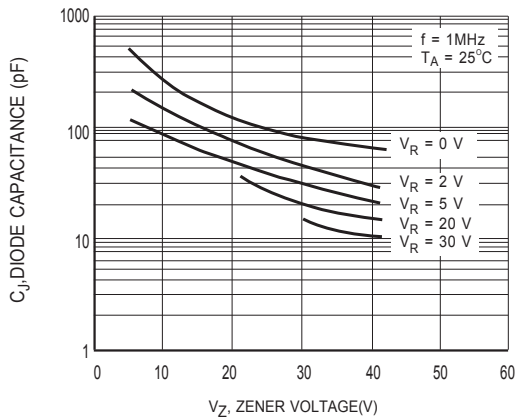


Figure3 Junction Capacitance vs Zener Voltage

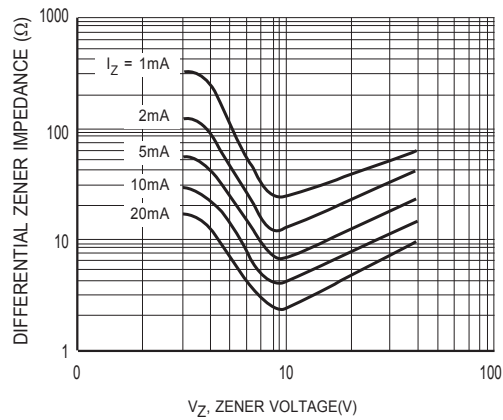


Figure4 Typical Zener Impedance vs Zener Voltage

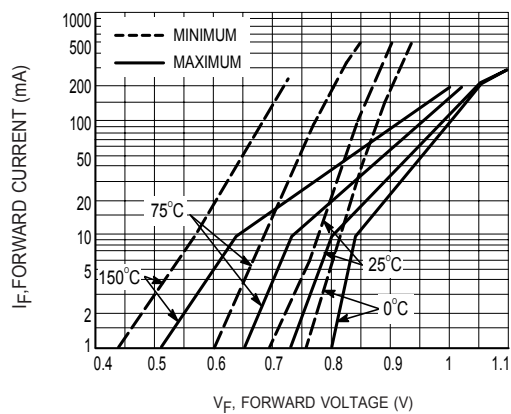


Figure5 Typical Forward Characteristics

Attachment information about 1N47XXA

1. Internal Circuit



2. Marking on the body

