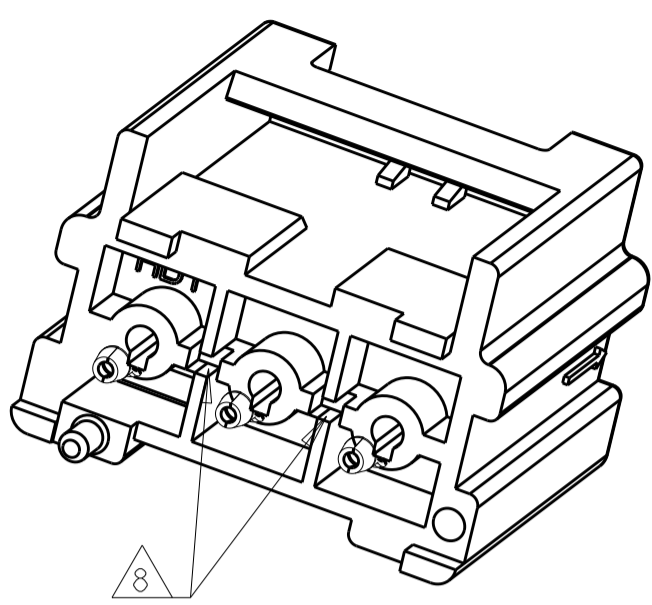
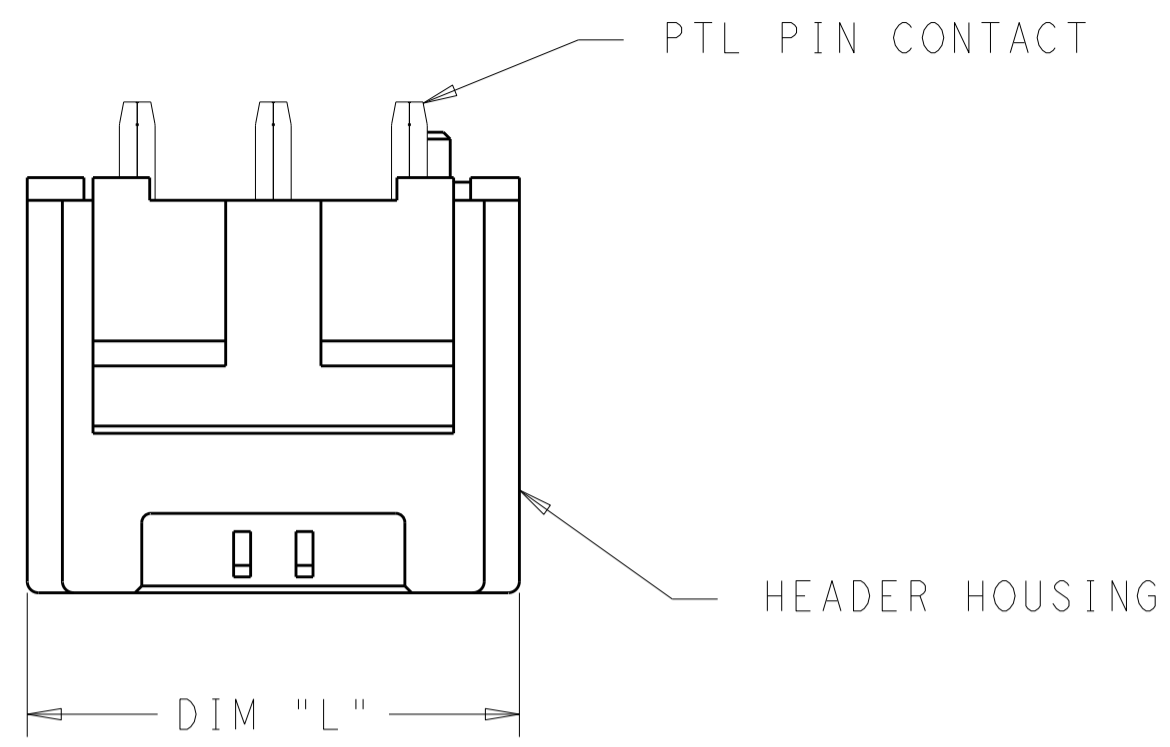
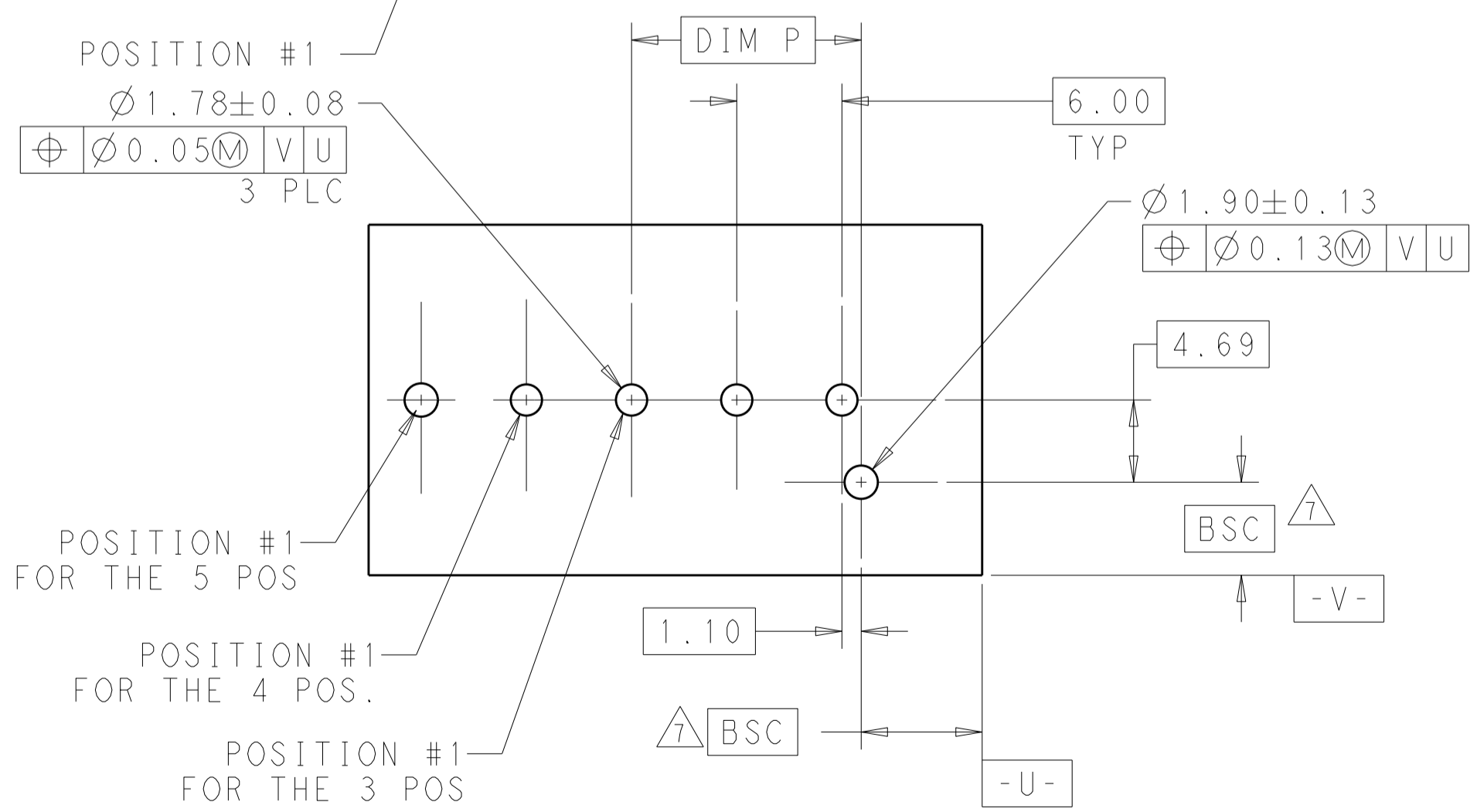
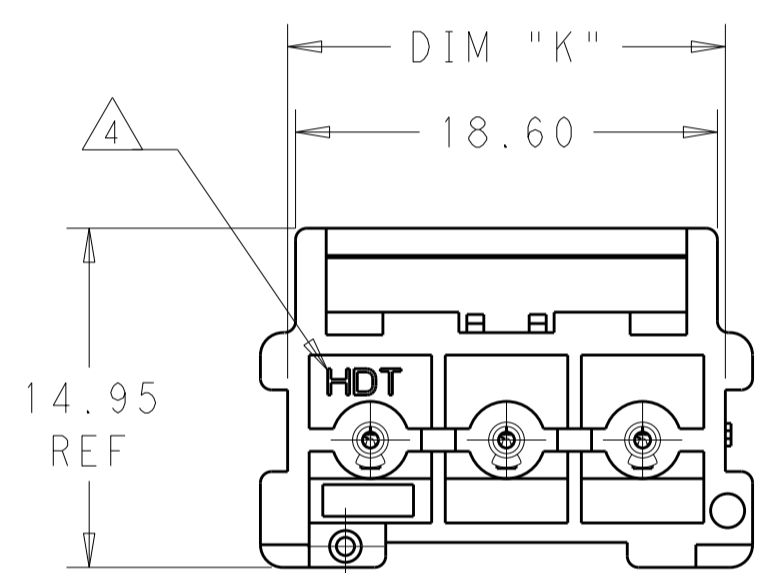
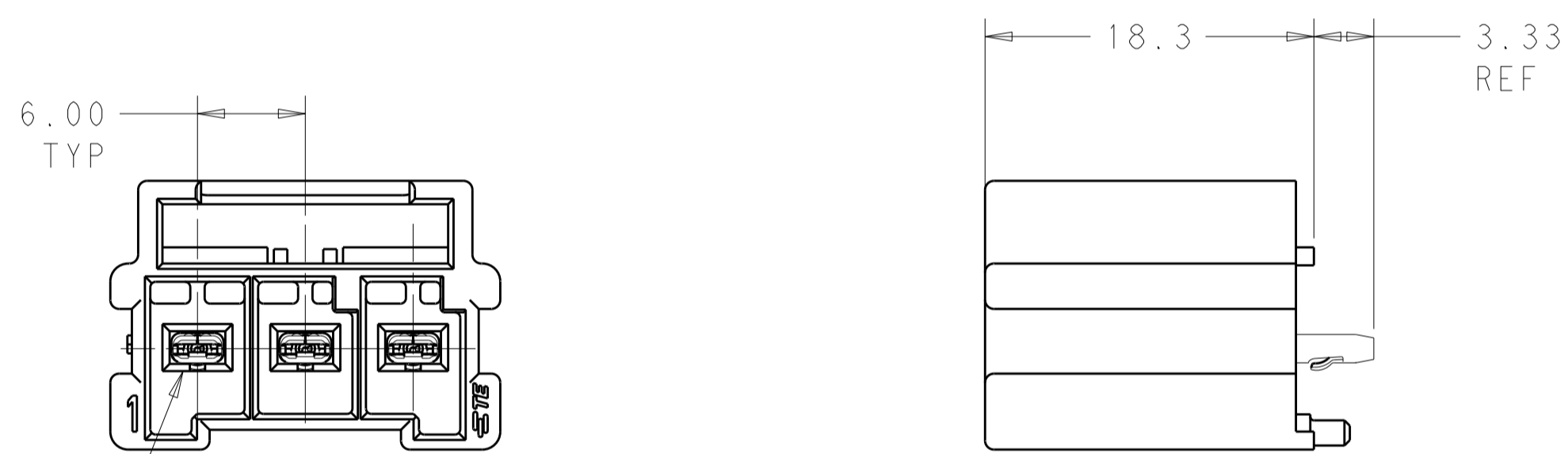


THIS DRAWING IS UNPUBLISHED. RELEASED FOR PUBLICATION  
 © COPYRIGHT copyright\_d8Te- ALL RIGHTS RESERVED.

REVISIONS					
P	LTR	DESCRIPTION	DATE	DWN	APVD
B2		REVISED PER ECR-18-011580	24JUL2018	BKW	GJ
B3		REVISED PER ECR-19-009496	17JUN2019	BKW	GJ
B4		REVISED PER ECR-19-009923	03JUL2019	BKW	DS
C		REVISED PER ECR-19-014974	30OCT2019	PC	DS



- 1 REFER TO TABLE ON SHEET 3 FOR RECOMMENDED MATING PLUG.
- 2 CAN BE SECURED TO THE PLUG WITH OPTIONAL CPA P/N 1971789-1.
- 3 FLAMMABILITY RATED PER UL 94 V-0.
- 4 LEVEL INDICATOR: PBT = STANDARD TEMP/105°C PBT GLASS FILLED  
HDT = HIGH TEMP 150°C NYLON PA66 UNFILLED
- 5 PARTS COMPLY WITH SOLDERABILITY SPEC TEC-109-11-11-1.
- 6 THIS PRODUCT HAS NOT COMPLETED VALIDATION TESTING.
- 7 DATUM AND BASIC DIMENSION ESTABLISHED BY CUSTOMER.
- 8 FEATURE MAY NOT BE PRESENT ON HIGH TEMP VERSIONS
- 9 GLOW WIRE COMPLIANT IN ACCORDANCE WITH IEC 60335-1. THIS IS BASED ON THE PRODUCT MEETING A GWEPT 850°C TEST AND RESIN GWIT GREATER THAN OR EQUAL TO 775°C .



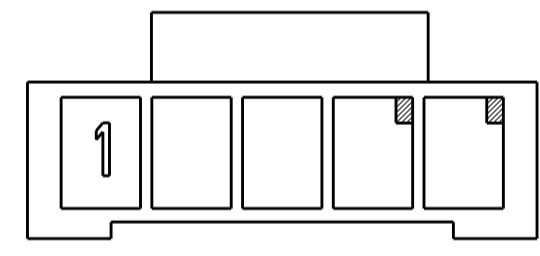
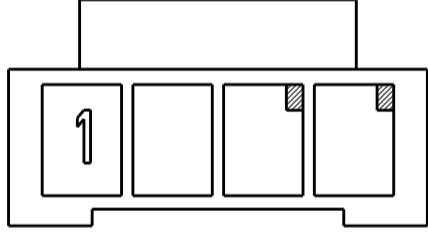
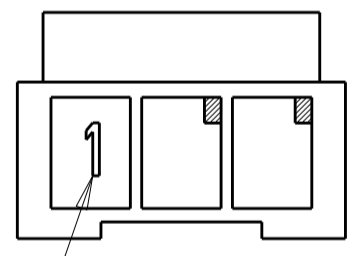
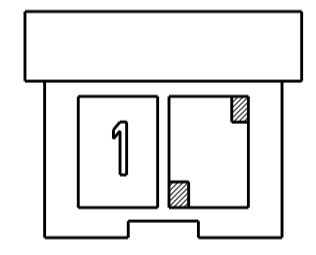
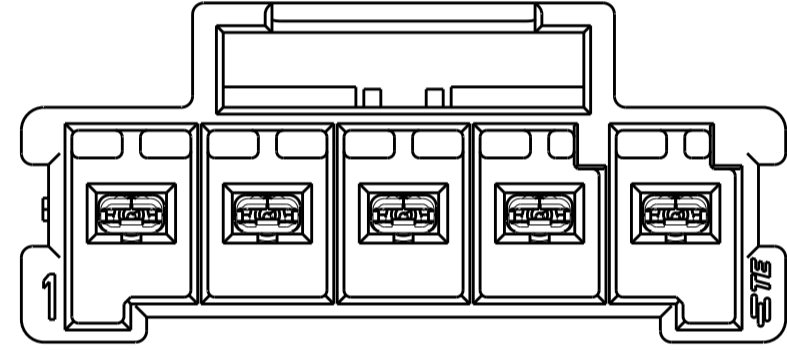
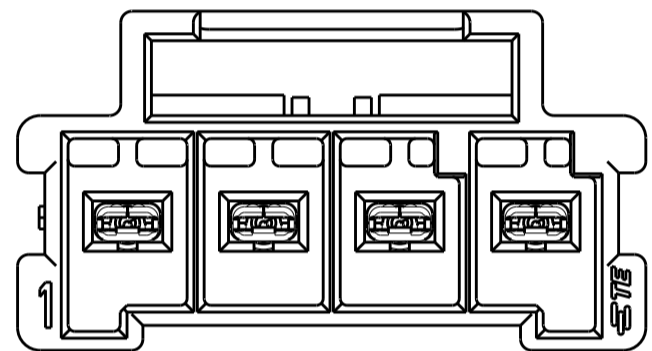
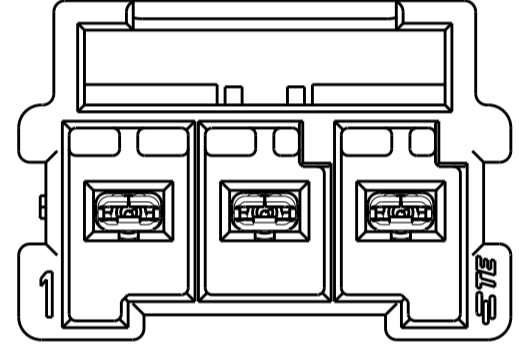
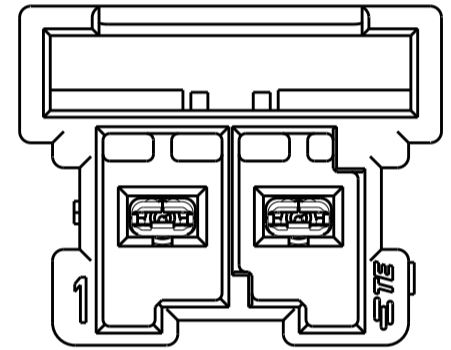
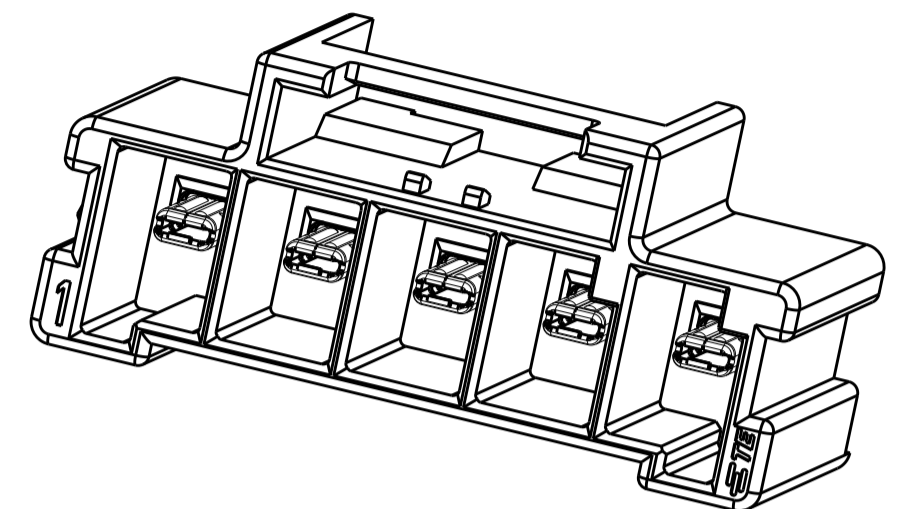
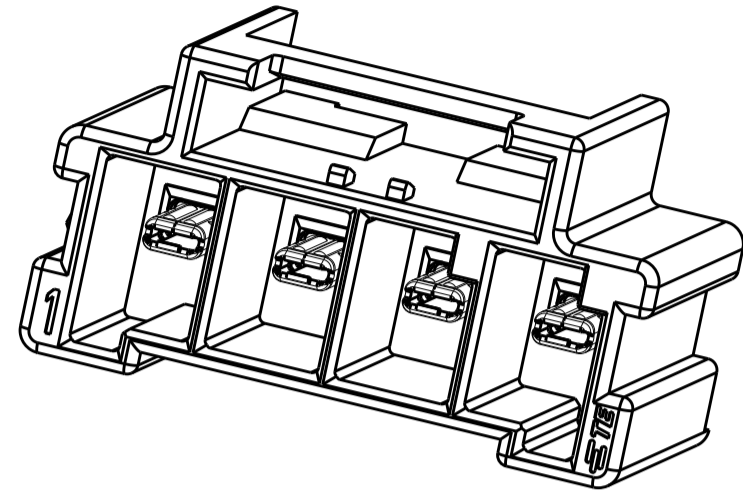
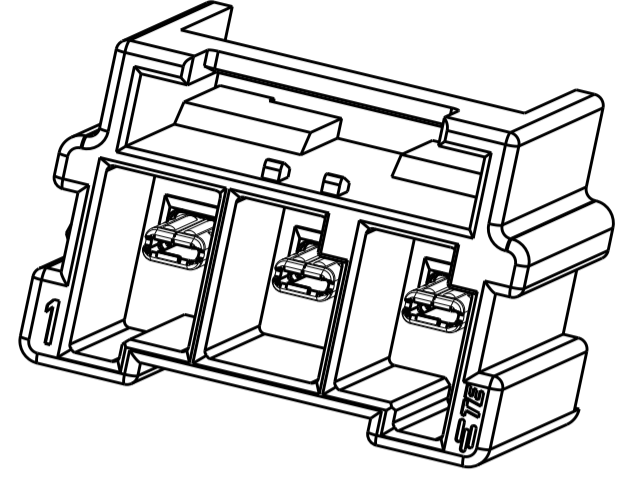
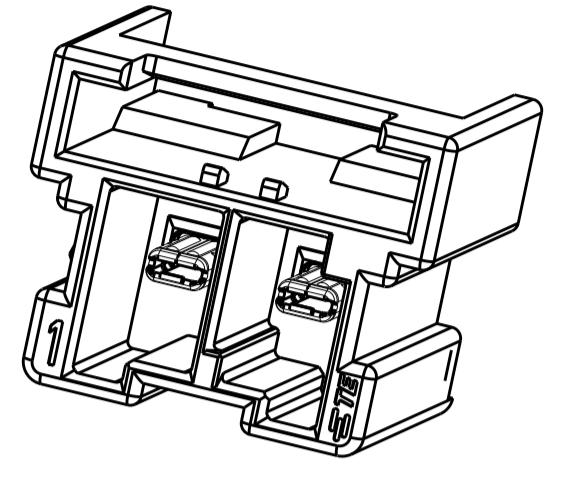
SEE SHEET 3 FOR PART NUMBER TABLE

SCALE 3:1  
 RECOMMENDED PCB LAYOUT  
 WITH A 1.58 THK BOARD

THIS DRAWING IS A CONTROLLED DOCUMENT.		DWN JR RUTH 05JUN14	TE Connectivity	
DIMENSIONS: mm		CHK DOMINIC FAROLE 05JUN14		
TOLERANCES UNLESS OTHERWISE SPECIFIED:		APVD GENE JACONO 05JUN14	NAME ASSEMBLY, HEADER, POWER TRIPLE LOCK, PC BOARD	
0 PLC ±		PRODUCT SPEC 108-32090	SIZE A2	
1 PLC ±0.3		APPLICATION SPEC 114-32136	CAGE CODE -	
2 PLC ±0.25		WEIGHT -	DRAWING NO C-1969688	
3 PLC ±		RESTRICTED TO -		
4 PLC ±		SCALE 3:1 SHEET 1 OF 3 REV C		
ANGLES ±		Customer Drawing		
FINISH PRE-TIN				

THIS DRAWING IS UNPUBLISHED. RELEASED FOR PUBLICATION  
 © COPYRIGHT copyright\_d8Te ALL RIGHTS RESERVED.

REVISIONS					
P	LTR	DESCRIPTION	DATE	DWN	APVD
-		SEE SHEET 1			



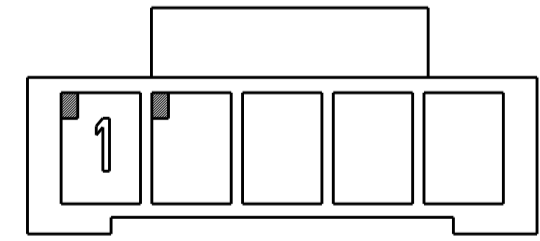
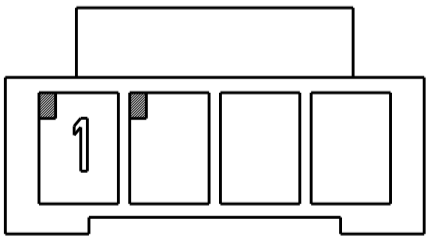
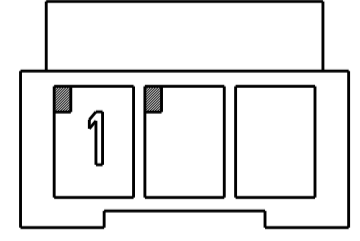
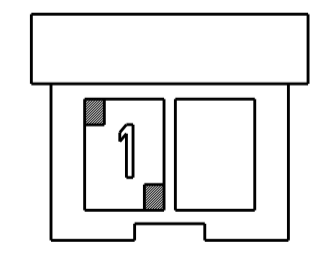
KEY A  
SCALE 2:1

POSITION #

KEY A  
SCALE 2:1

KEY A  
SCALE 2:1

KEY A  
SCALE 2:1



KEY B  
SCALE 2:1

KEY B  
SCALE 2:1

KEY B  
SCALE 2:1

KEY B  
SCALE 2:1

THIS DRAWING IS A CONTROLLED DOCUMENT.		DWN JR RUTH 05JUN14	TE Connectivity		
DIMENSIONS: mm		CHK DOMINIC FAROLE 05JUN14			NAME ASSEMBLY, HEADER, POWER TRIPLE LOCK, PC BOARD
TOLERANCES UNLESS OTHERWISE SPECIFIED:		APVD GENE JACONO 05JUN14			
0 PLC ± 1 PLC ±0.3 2 PLC ±0.25 3 PLC ± 4 PLC ± ANGLES ± FINISH ±		PRODUCT SPEC 108-32090 APPLICATION SPEC 114-32136 WEIGHT -			SIZE A2 CAGE CODE - DRAWING NO. 1969688 RESTRICTED TO -
MATERIAL SEE TABLE	PRE-TIN	Customer Drawing	SCALE 3:1 SHEET 2 OF 3 REV C		