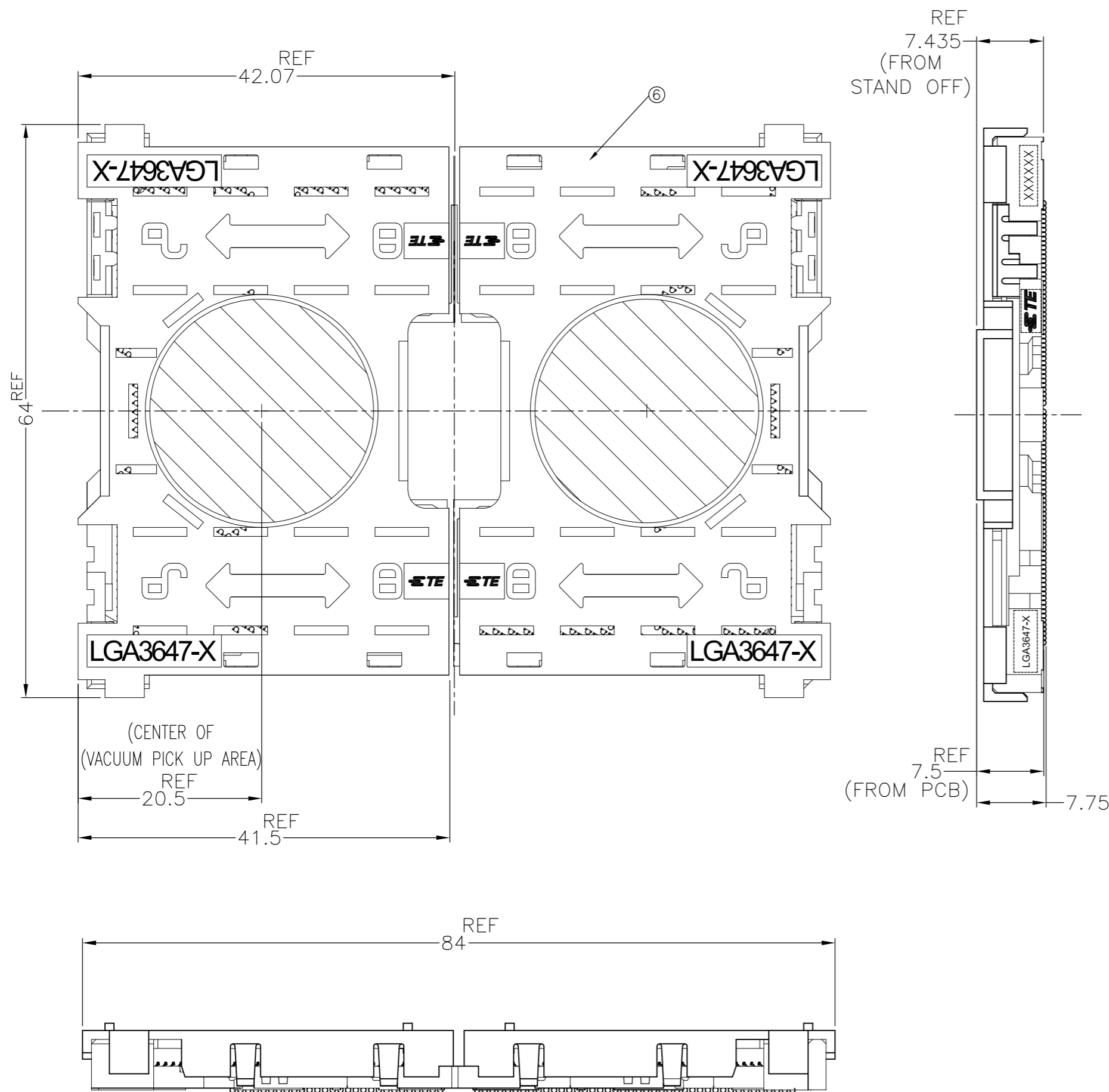


THIS DRAWING IS UNPUBLISHED. RELEASED FOR PUBLICATION
 © COPYRIGHT - Tyco Electronics JAPAN G.K. ALL RIGHTS RESERVED.

LOC	DIST	REVISIONS					
		P	LTR	DESCRIPTION	DATE	DWN	APVD
ES	-	C		ECR-17-006884	12MAY2017	B.L	C.W



AFTER SMT CONDITION (WITH CAP)
 DEMONSTRATION BY SOCKET P1,LGA3647-1

1. MATERIAL
- ① HOUSING : HIGH TEMP, THERMO-PLASTIC, UL94V-0, BLACK
 - ② CONTACT : COPPER ALLOY
 FINISH : Au PL. SHOW AS Δ AT CONTACT AREA
 ON OVERALL OVER Ni UNDER PL. 0.00127 MIN.
 - ③ SOLDER BALL : Sn/Ag/Cu
 - ④ KEY HSG LEFT : HIGH TEMP. THERMO-PLASTIC, UL94V-0, BLACK
 - ⑤ KEY HSG RIGHT: HIGH TEMP. THERMO-PLASTIC, UL94V-0, P0 YELLOW, P1 NATURAL
 - ⑥ CAP : HIGH TEMP. THERMO-PLASTIC, UL94V-0, NATURAL
- Δ INDICATED DATE CODE , TYCO LOGO, PRODUCT NAME ON THE HSG
 Δ FOR NORMAL ORDER, LEFT AND RIGHT SEGMENT SHOULD ORDER AT SAME TIME

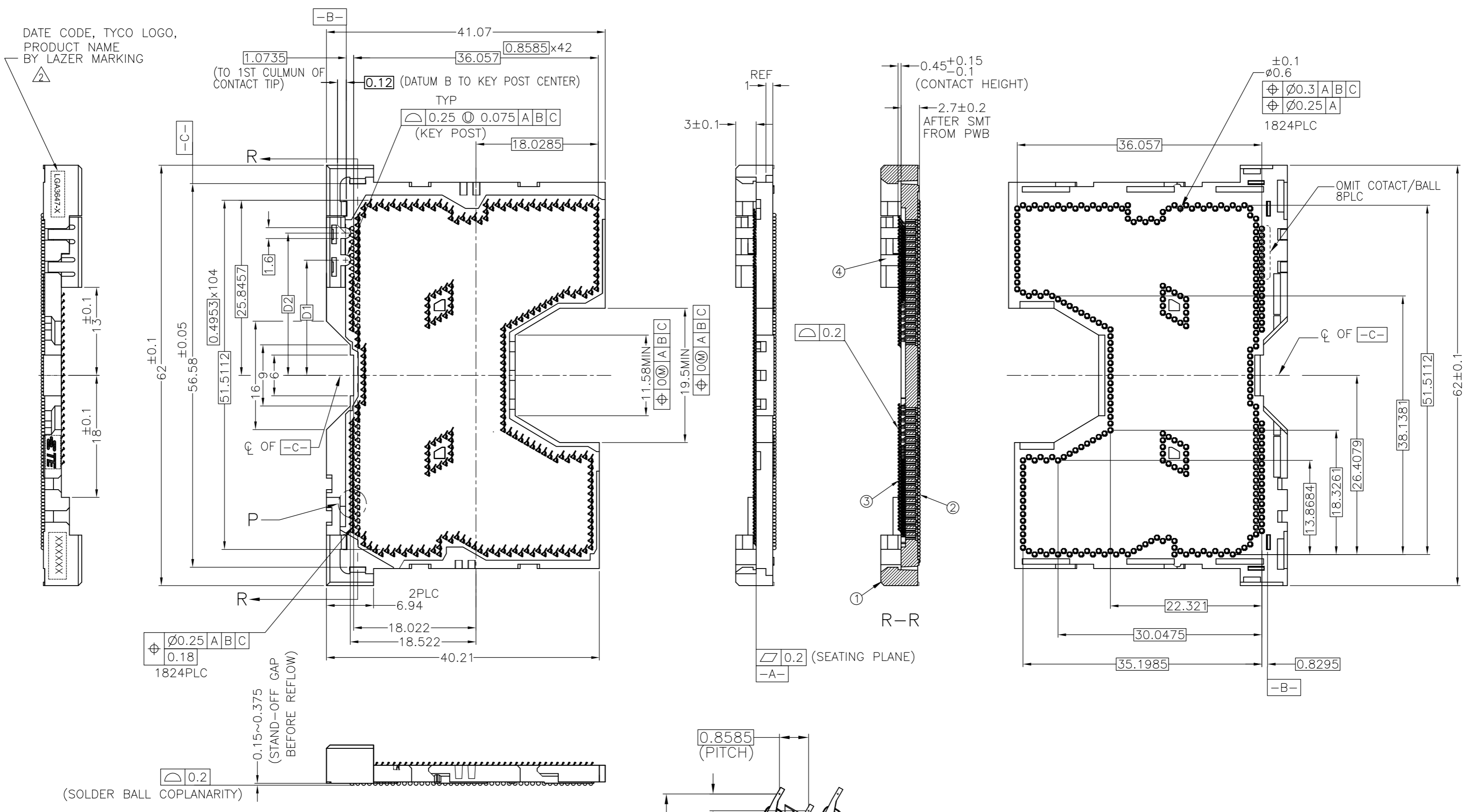
LGA3647-1 SOCKET P1				LGA3647-0 SOCKET P0				PRODUCT NAME
30u Au PLATING		15u Au PLATING		30u Au PLATING		15u Au PLATING		
LGA3647-1 RIGHT SEGMENT	LGA3647-1 LEFT SEGMENT	LGA3647-1 RIGHT SEGMENT	LGA3647-1 LEFT SEGMENT	LGA3647-0 RIGHT SEGMENT	LGA3647-0 LEFT SEGMENT	LGA3647-0 RIGHT SEGMENT	LGA3647-0 LEFT SEGMENT	ASSY PART NUMBER
2822980-4	1-2822980-4	2822980-2	1-2822980-2	2822980-3	1-2822980-3	2822980-1	1-2822980-1	

14.5	21	17	1						2-2129710-8
		16		1					2-2129710-7
	21	17			1				2-2129710-6
		16				1			2-2129710-5
									2-2129710-4
									2-2129710-3
									2-2129710-2
									2-2129710-1

PRODUCT WEIGHT (g/SOCKET)	DIMENSION D2	DIMENSION D1	QTY.		PACKAGE PART NO.
THIS DRAWING IS A CONTROLLED DOCUMENT.					
DIMENSIONS: mm		TOLERANCES UNLESS OTHERWISE SPECIFIED:		NAME	
0-PLC ± 1-PLC ± ±0.3 2-PLC ± ±3 3-PLC ± ±3 4-PLC ± ± ANGLES ± -		108-115115 APPLICATION SPEC 114-115011		DWN T.KUO 04MAR2015 CHK M.CHAO 04MAR2015 APVD M.CHAO 04MAR2015 PRODUCT SPEC SIZE A2 CAGE CODE 00779 DRAWING NO C=2129710	
MATERIAL		FINISH		RESTRICTED TO	
-		-		-	
CUSTOMER DRAWING				SCALE NTS	SHEET 1 OF 7 REV C

THIS DRAWING IS UNPUBLISHED. RELEASED FOR PUBLICATION
 © COPYRIGHT - Tyco Electronics JAPAN G.K. ALL RIGHTS RESERVED.

LOC	DIST	REVISIONS					
		P	LTR	DESCRIPTION	DATE	DWN	APVD
ES	-	-	-	SEE SHEET 1	-	-	-

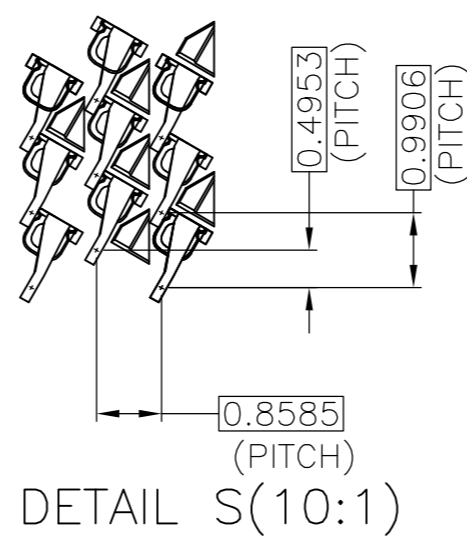
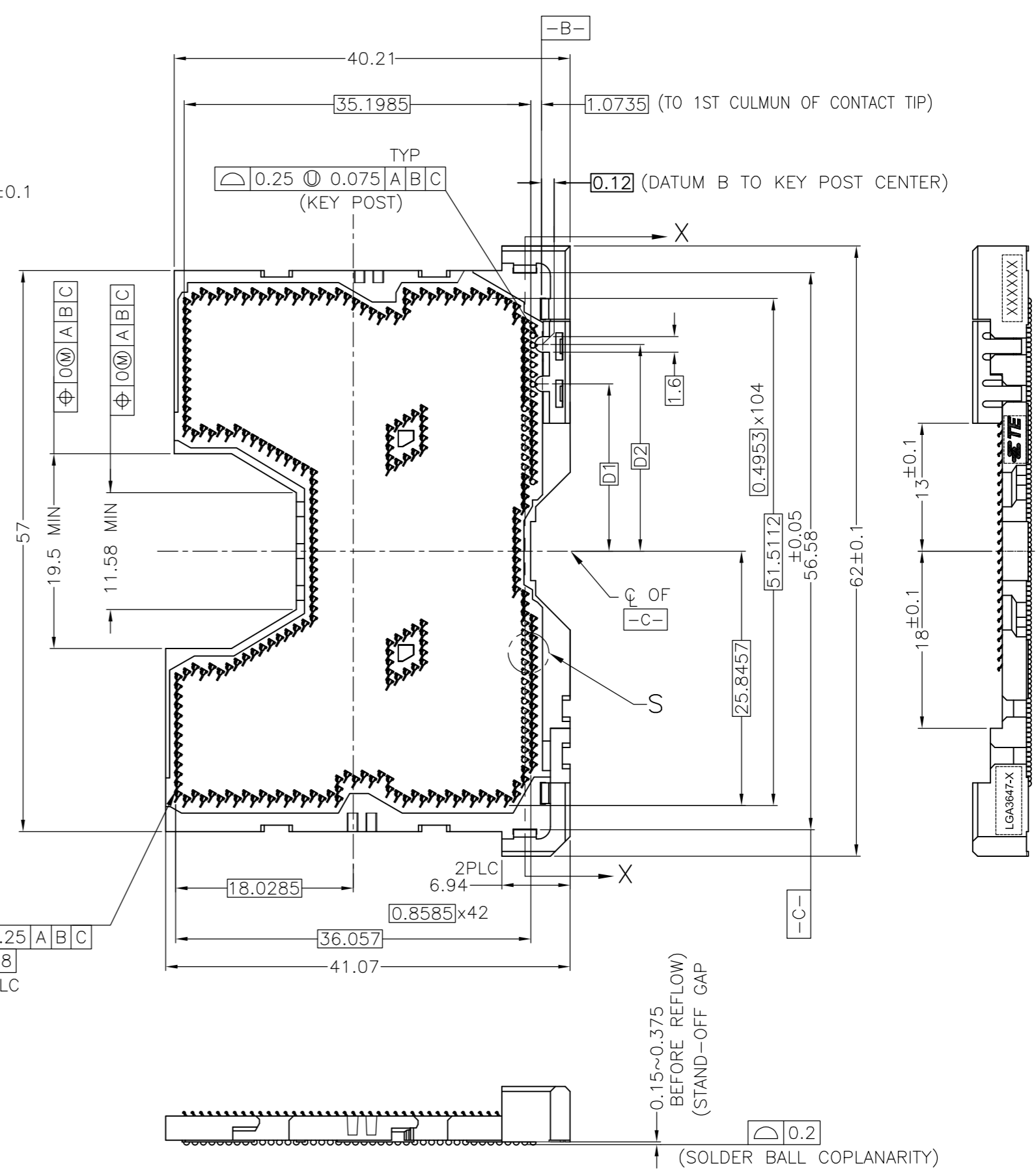
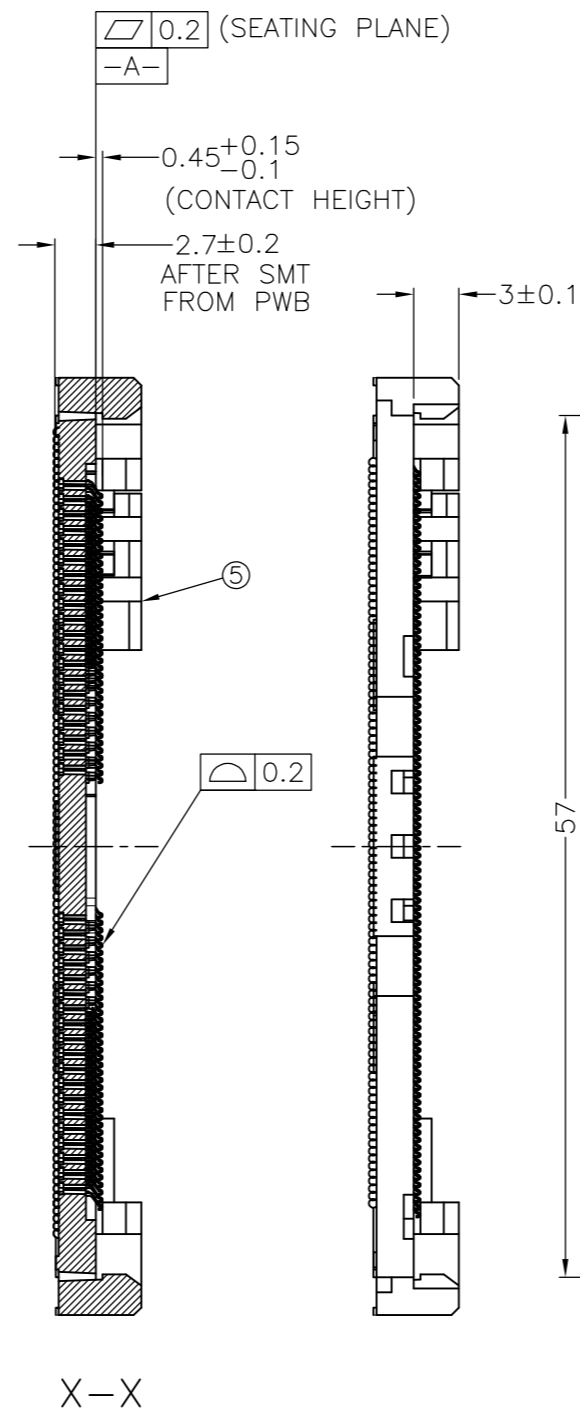
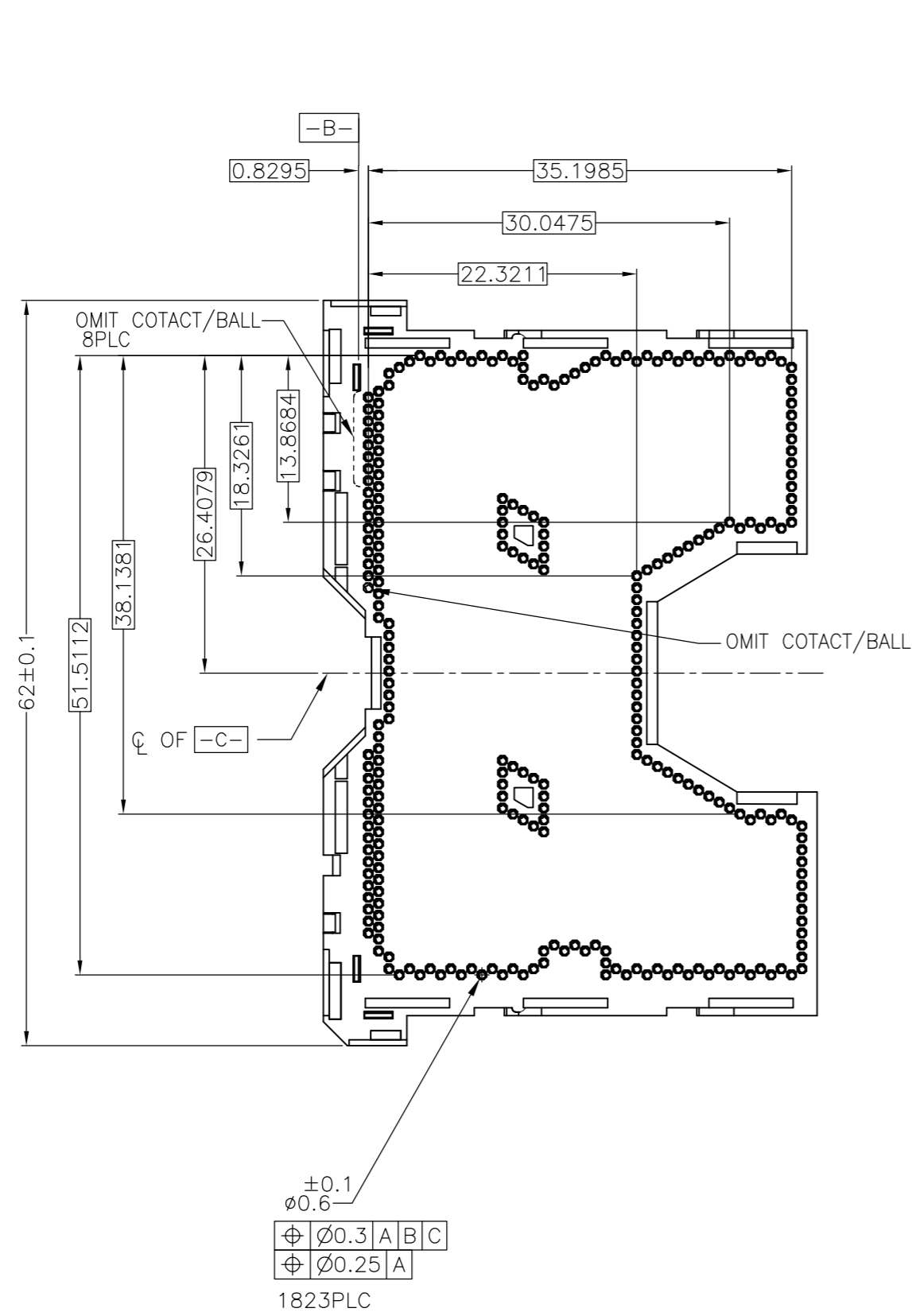


DETAIL P(10:1)

THESE VIEW DON'T SHOW CAP BEFORE SMT CONDITION
 LGA3647-1 LEFT SIDE ASSY
 1-2822980-* AS SHOWN

THIS DRAWING IS A CONTROLLED DOCUMENT.		DWN	TE Connectivity			
DIMENSIONS: mm		CHK	NAME			
TOLERANCES UNLESS OTHERWISE SPECIFIED:		APVD	SOCKET ASSY LGA3647-X			
0-PLC ±		PRODUCT SPEC	SIZE	CAGE CODE	DRAWING NO	RESTRICTED TO
1-PLC ± ±0.3		APPLICATION SPEC	A2	00779	C=2129710	-
2-PLC ± ±3			WEIGHT	SCALE	SHEET	REV
3-PLC ± ±3				NTS	2 OF 7	C
4-PLC ± ±			CUSTOMER DRAWING			
ANGLES ±						
FINISH						

LOC		DIST		REVISIONS			
P	LTR	DESCRIPTION	DATE	DWN	APVD		
-	-	SEE SHEET 1	-	-	-		

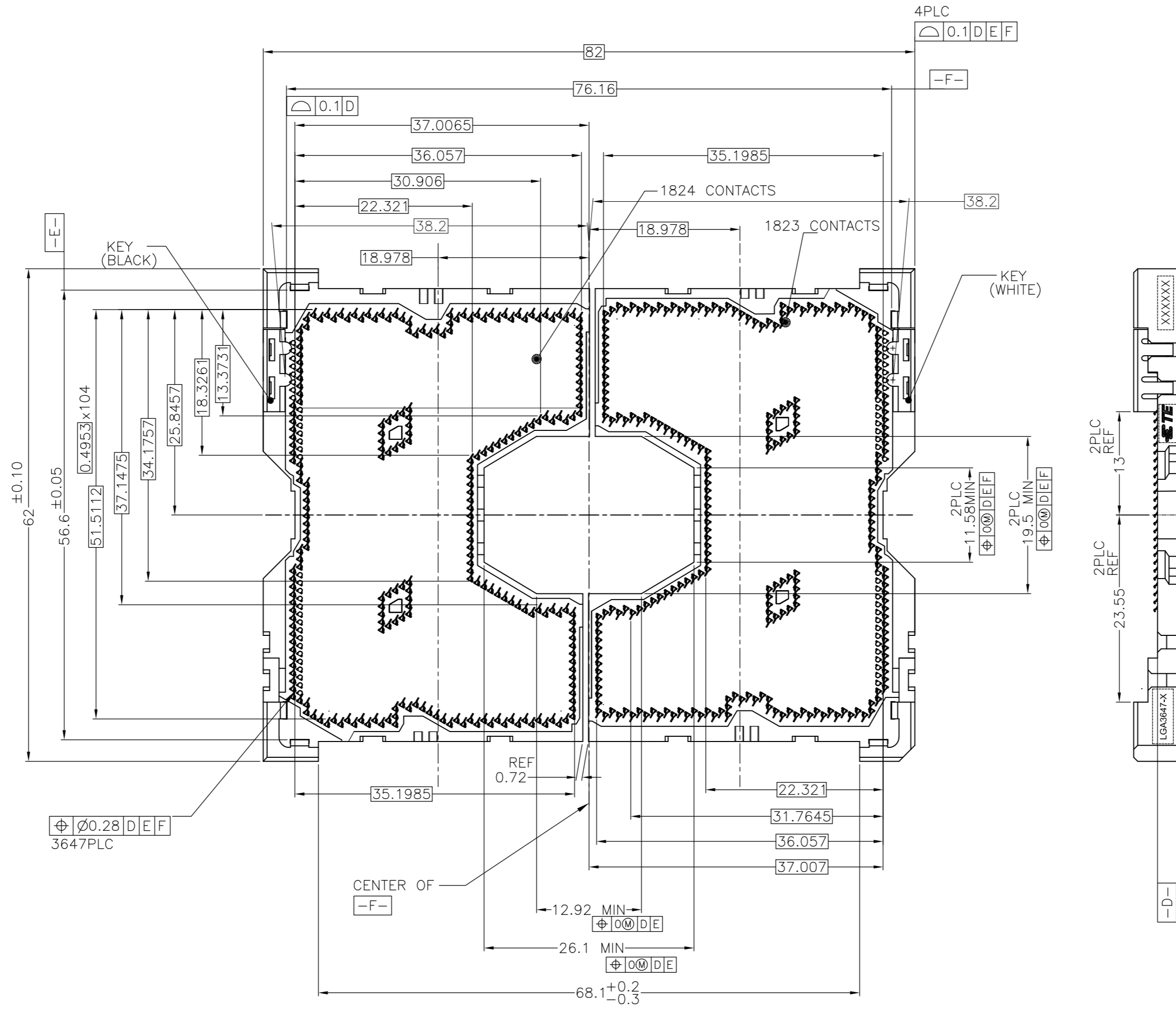


THESE VIEW DON'T SHOW CAP BEFORE SMT CONDITION LGA3647-1 RIGHT SIDE ASSY 2822980-* AS SHOWN

THIS DRAWING IS A CONTROLLED DOCUMENT.		DWN	TE Connectivity	
DIMENSIONS: mm		CHK	NAME	
TOLERANCES UNLESS OTHERWISE SPECIFIED:		APVD	SOCKET ASSY LGA3647-X	
0-PLC ±		PRODUCT SPEC	SIZE	CAGE CODE
1-PLC ± ±0.3		APPLICATION SPEC	A2	00779
2-PLC ± ±3		WEIGHT	DRAWING NO	RESTRICTED TO
3-PLC ± ±		CUSTOMER DRAWING	C=2129710	-
4-PLC ± ±		SCALE	NTS	SHEET
ANGLES ±		SCALE	NTS	3 OF 7
FINISH		SCALE	NTS	REV
		SCALE	NTS	C

THIS DRAWING IS UNPUBLISHED. RELEASED FOR PUBLICATION
 © COPYRIGHT - Tyco Electronics JAPAN G.K. ALL RIGHTS RESERVED.

LOC	DIST	REVISIONS					
		P	LTR	DESCRIPTION	DATE	DWN	APVD
ES	-	-	-	SEE SHEET 1	-	-	-

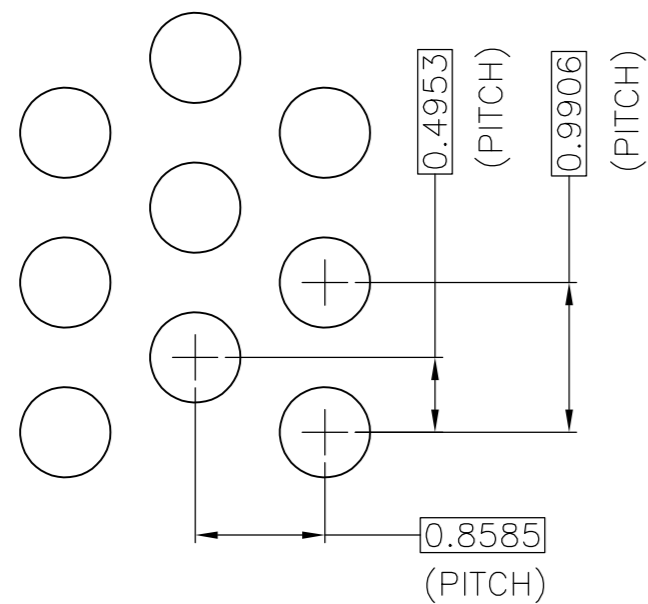
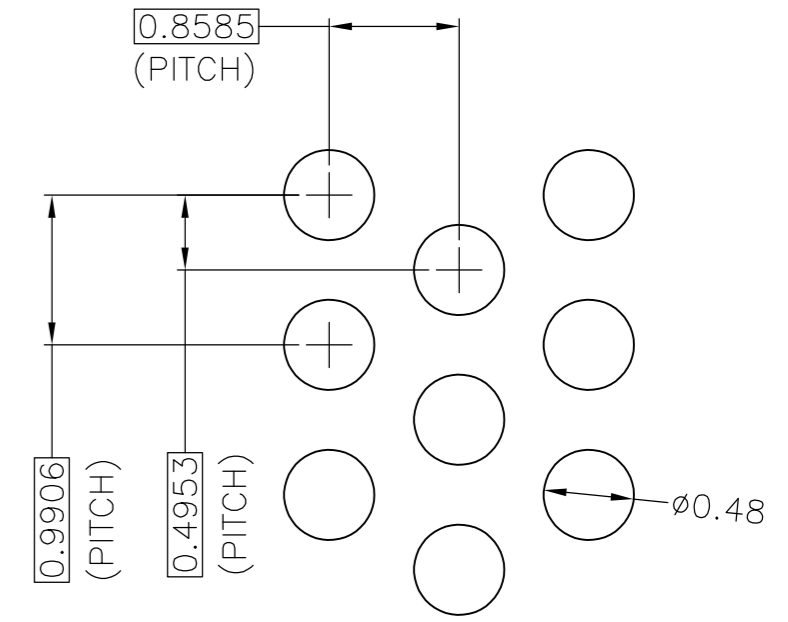
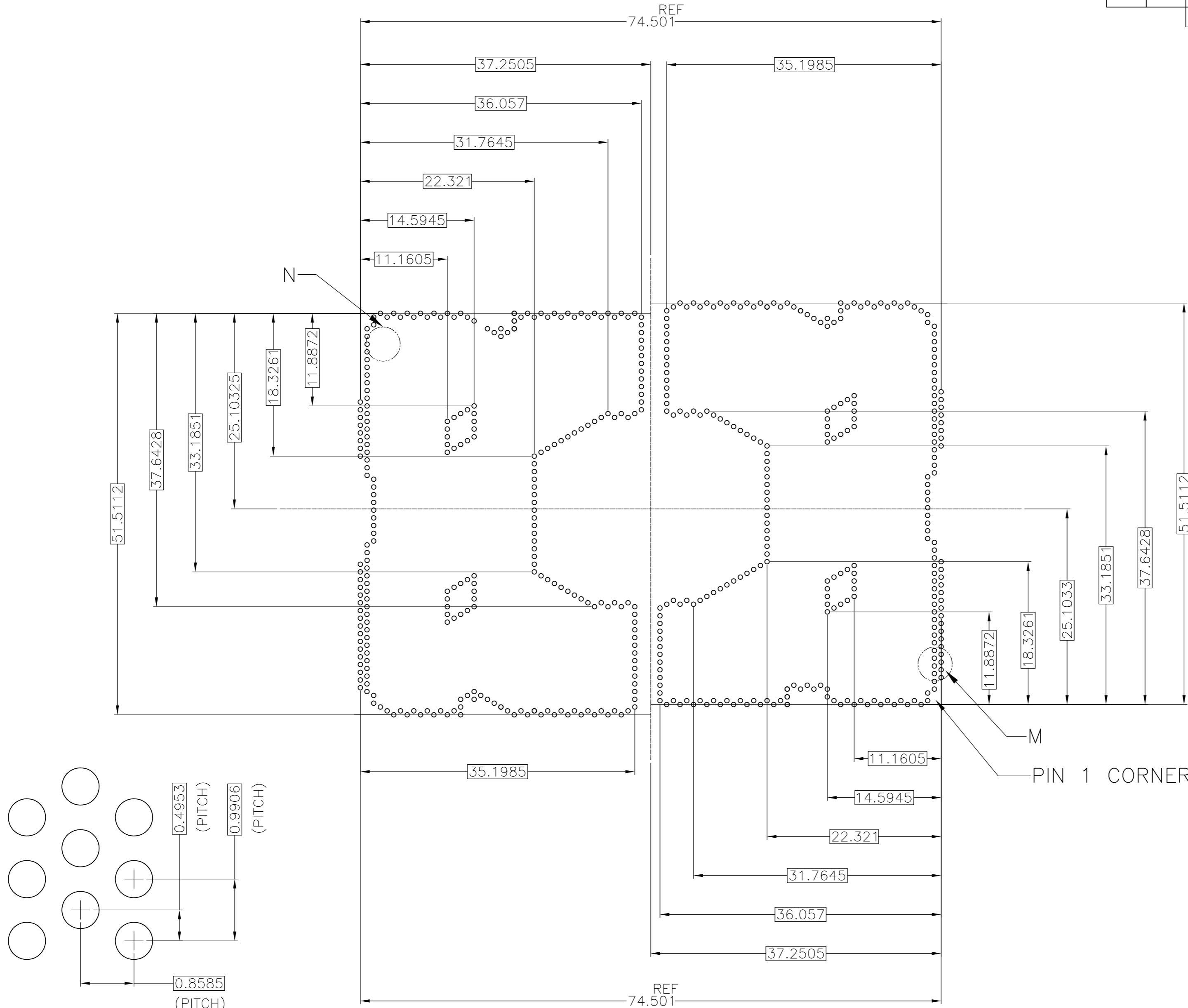


AFTER SMT CONDITION

THIS DRAWING IS A CONTROLLED DOCUMENT.		DWN	-	 TE Connectivity	NAME SOCKET ASSY LGA3647-X
DIMENSIONS: mm		CHK	-		
 TOLERANCES UNLESS OTHERWISE SPECIFIED: 0-PLC ± 1-PLC ± 2-PLC ±0.3 3-PLC ±3.0 4-PLC ± ANGLES ±		APVD	-		
MATERIAL		FINISH	-		
-		-		PRODUCT SPEC	-
-		-		APPLICATION SPEC	-
-		-		WEIGHT	-
-		-		SIZE	A2
-		-		CAGE CODE	00779
-		-		DRAWING NO	C=2129710
-		-		RESTRICTED TO	-
-		-		SCALE	NTS
-		-		SHEET	4 OF 7
-		-		REV	C

THIS DRAWING IS UNPUBLISHED. RELEASED FOR PUBLICATION
 © COPYRIGHT - Tyco Electronics JAPAN G.K. ALL RIGHTS RESERVED.

LOC		DIST		REVISIONS			
P	LTR	DESCRIPTION	DATE	DWN	APVD		
-	-	SEE SHEET 1	-	-	-	-	-



DETAIL N(20:1)

DETAIL M(20:1)

THIS DRAWING IS A CONTROLLED DOCUMENT.		DWN	-		
DIMENSIONS: mm		CHK	-		
TOLERANCES UNLESS OTHERWISE SPECIFIED:		APVD	-		
0-PLC ±		NAME			
1-PLC ± ±0.3		PRODUCT SPEC			
2-PLC ± ±3		APPLICATION SPEC			
3-PLC ±		SIZE	CAGE CODE	DRAWING NO	RESTRICTED TO
4-PLC ±		A2	00779	C=2129710	-
ANGLES ±		CUSTOMER DRAWING			
FINISH		SCALE	SHEET	REV	
		NTS	5 of 7	C	

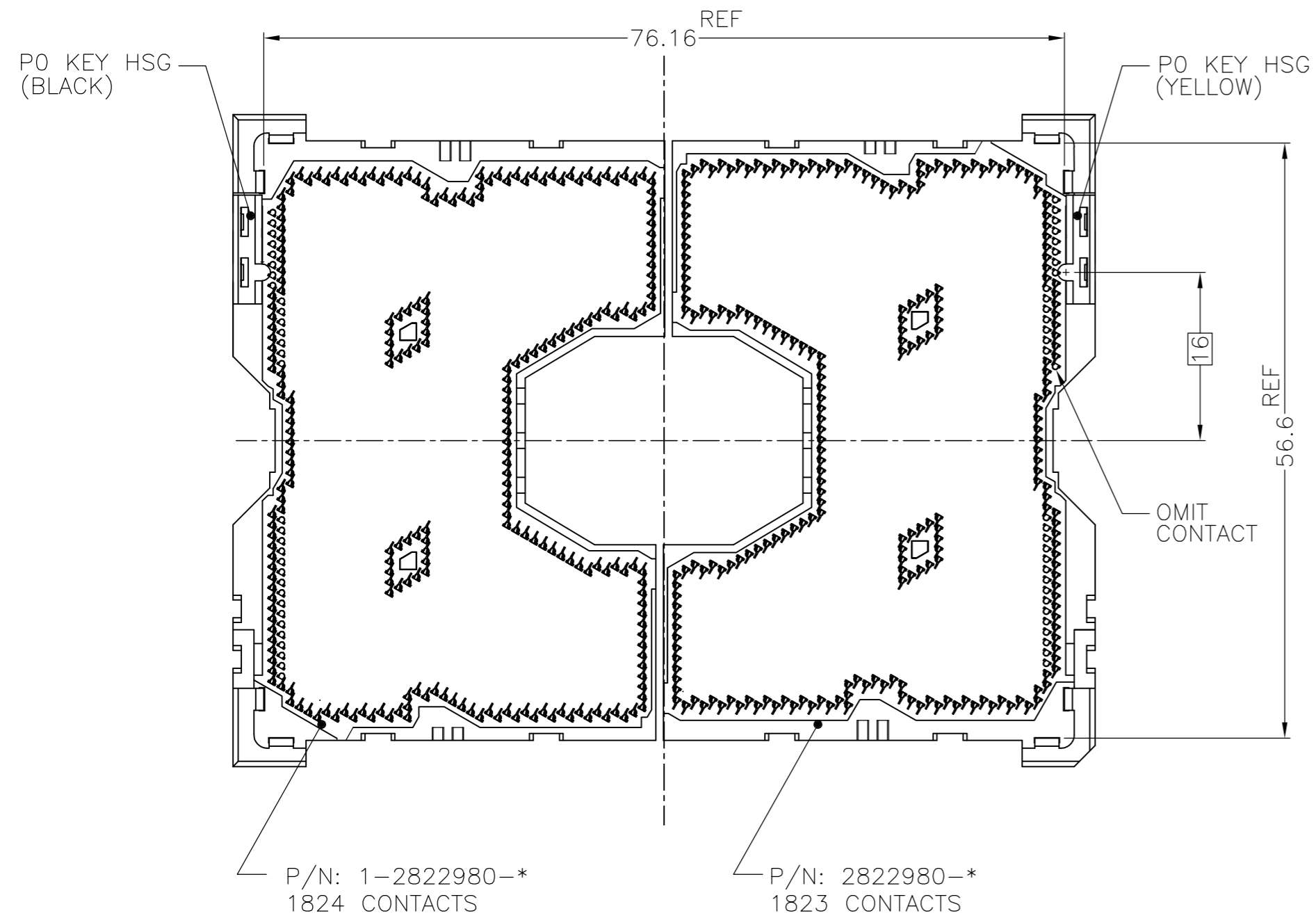


SOCKET ASSY
LGA3647-X

THIS DRAWING IS UNPUBLISHED. RELEASED FOR PUBLICATION
 © COPYRIGHT - Tyco Electronics JAPAN G.K. ALL RIGHTS RESERVED.

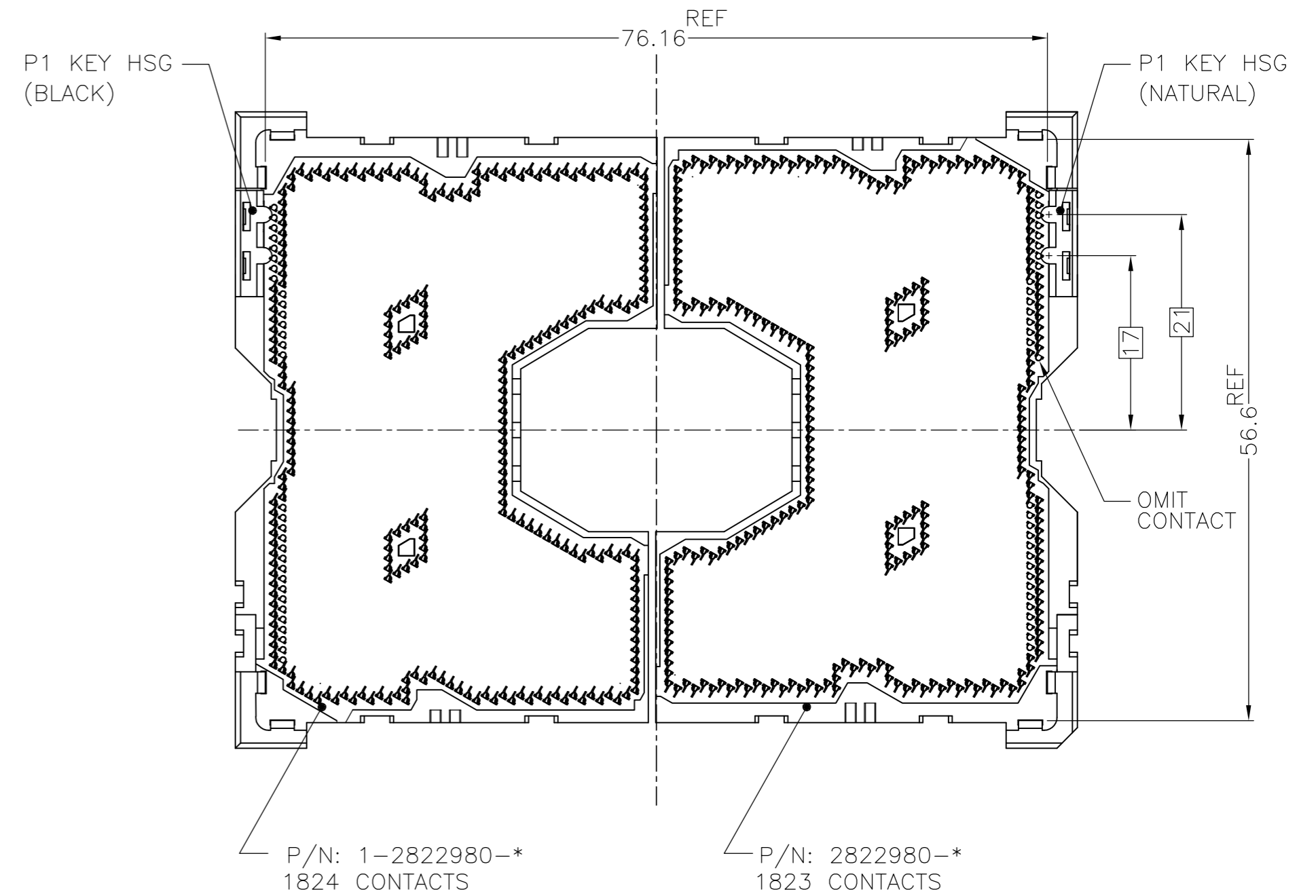
LOC	DIST	REVISIONS					
ES	-	P	LTR	DESCRIPTION	DATE	DWN	APVD
		-		SEE SHEET 1	-	-	-

SOCKET P0,LGA3647-0 AS SHOWN



LGA3647-0 AS SHOWN
(KIT P/N: 2-2822979-*)

SOCKET P1,LGA3647-1 AS SHOWN



LGA3647-1 AS SHOWN
(KIT P/N: 2-2822979-*)

LGA3647-X POST SMT CONDITION
(PCB IS NOT SHOWN)

THIS DRAWING IS A CONTROLLED DOCUMENT.		DWN	TE Connectivity		
DIMENSIONS: mm		CHK	NAME		
TOLERANCES UNLESS OTHERWISE SPECIFIED:		APVD	SOCKET ASSY LGA3647-X		
0-PLC ±		PRODUCT SPEC	SIZE	CAGE CODE	DRAWING NO
1-PLC ± ±0.3		APPLICATION SPEC	A2	00779	C=2129710
2-PLC ± ±3		WEIGHT	RESTRICTED TO		
3-PLC ±		CUSTOMER DRAWING	-		
4-PLC ±		SCALE	NTS	SHEET	6 OF 7
FINISH		REV	C		