




Features

- Leadless, surface mount for economical assembly
- Compact mini-size
- Low capacitance and insertion loss
- RoHS compliant*
-  UL Recognized

2003 Series Gas Discharge Tube Surge Protector

Bourns offers a low-cost surface mount (SM) 2-electrode GDT surge protection device. The 2003 Series is ideal for broadband protection due to its ultra-low capacitance. The 2003 Series offers superior protection characteristics suitable for telecommunications, commercial and industrial applications.

Characteristics

Test Methods per ITU-T (CCITT) K.12 and IEEE C62.31

Characteristic	Model No.				
	2003-07	2003-09	2003-12	2003-15	2003-20
DC Sparkover $\pm 20\%$ @ 100 V/s	75 V	90 V	120 V	150 V	200 V
Maximum Impulse Breakdown Voltage					
100V/ μ s	600 V	600 V	600 V	600 V	600 V
1000V/ μ s	700 V	700 V	700 V	700 V	700 V
DC Holdover Voltage <150 ms	52 V	52 V	80 V	80 V	135 V

Characteristic	Model No.				
	2003-23	2003-25	2003-35	2003-40	2003-47
DC Sparkover $\pm 20\%$ @ 100 V/s	230 V	250 V	350 V	400 V	470 V
Maximum Impulse Breakdown Voltage					
100V/ μ s	600 V	600 V	600 V	700 V	900 V
1000V/ μ s	700 V	700 V	800 V	800 V	1100 V
DC Holdover Voltage <150 ms	135 V	135 V	135 V	135 V	135 V

Glow Voltage	10 mA.....	~ 70 V
Arc Voltage	1 A.....	~ 10 V
Glow-Arc Transition Current		< 1 A
Maximum Impulse Discharge Current	8/20 μ s, 1 Time	2000 A
	8/20 μ s, 10 Times	1000 A
Impulse Life	8/20 μ s, 100 A.....	300 operations
Alternating Discharge Current	50 Hz, 1 Sec.	1 A
DC Holdover Voltage.....	<150 ms	135 V
Minimum Insulation Resistance.....		1 gigaohm
Maximum Capacitance	1 MHz	0.5 pF
Operating Temperature.....		-40 °C to +90 °C
Moisture Sensitivity Level.....		1
ESD Classification (HBM).....		6

Notes:

- UL Recognized component, UL File E153537.

BOURNS®

Asia-Pacific: Tel: +886-2 2562-4117 • Email: asiacus@bourns.com

EMEA: Tel: +36 88 520 390 • Email: eurocus@bourns.com

The Americas: Tel: +1-951 781-5500 • Email: americus@bourns.com

www.bourns.com

*RoHS Directive 2002/95/EC Jan. 27, 2003 including annex and RoHS Recast 2011/65/EU June 8, 2011.

Specifications are subject to change without notice.

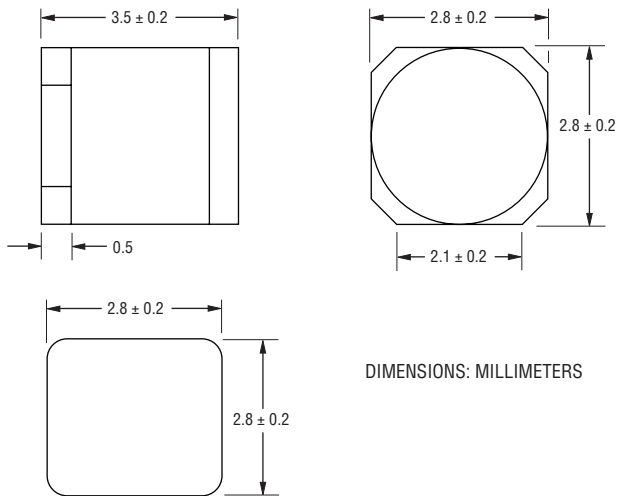
Users should verify actual device performance in their specific applications.

The products described herein and this document are subject to specific disclaimers as set forth on the last page of this document, and at www.bourns.com/legal/disclaimer.pdf.

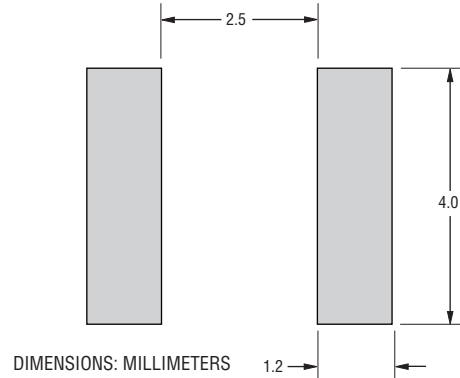
2003 Series Gas Discharge Tube Surge Protector

BOURNS®

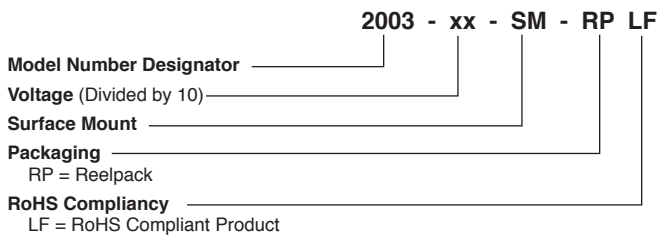
Product Dimensions



Recommended Pad Layout



How to Order

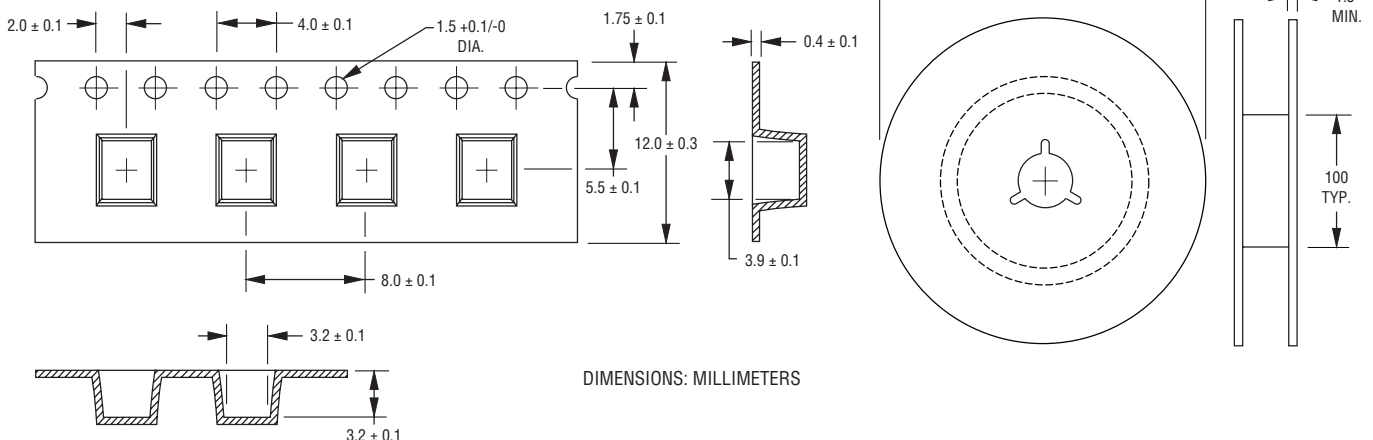


Typical Part Marking

2003-07-SM-RPLF	B07
2003-09-SM-RPLF	B09
2003-12-SM-RPLF	B12
2003-15-SM-RPLF	B15
2003-20-SM-RPLF	B20
2003-23-SM-RPLF	B23
2003-25-SM-RPLF	B25
2003-35-SM-RPLF	B35
2003-40-SM-RPLF	B40
2003-47-SM-RPLF	B47

Packaging Specifications

The Model 2003-xx-SM ships standard reelpack (-RP), 2,500 pieces per reel, 7,500 pieces per box. Reel is 330 mm in diameter and 12 mm wide.



REV. A 10/17

Specifications are subject to change without notice.

Users should verify actual device performance in their specific applications.

The products described herein and this document are subject to specific disclaimers as set forth on the last page of this document, and at www.bourns.com/legal/disclaimer.pdf.