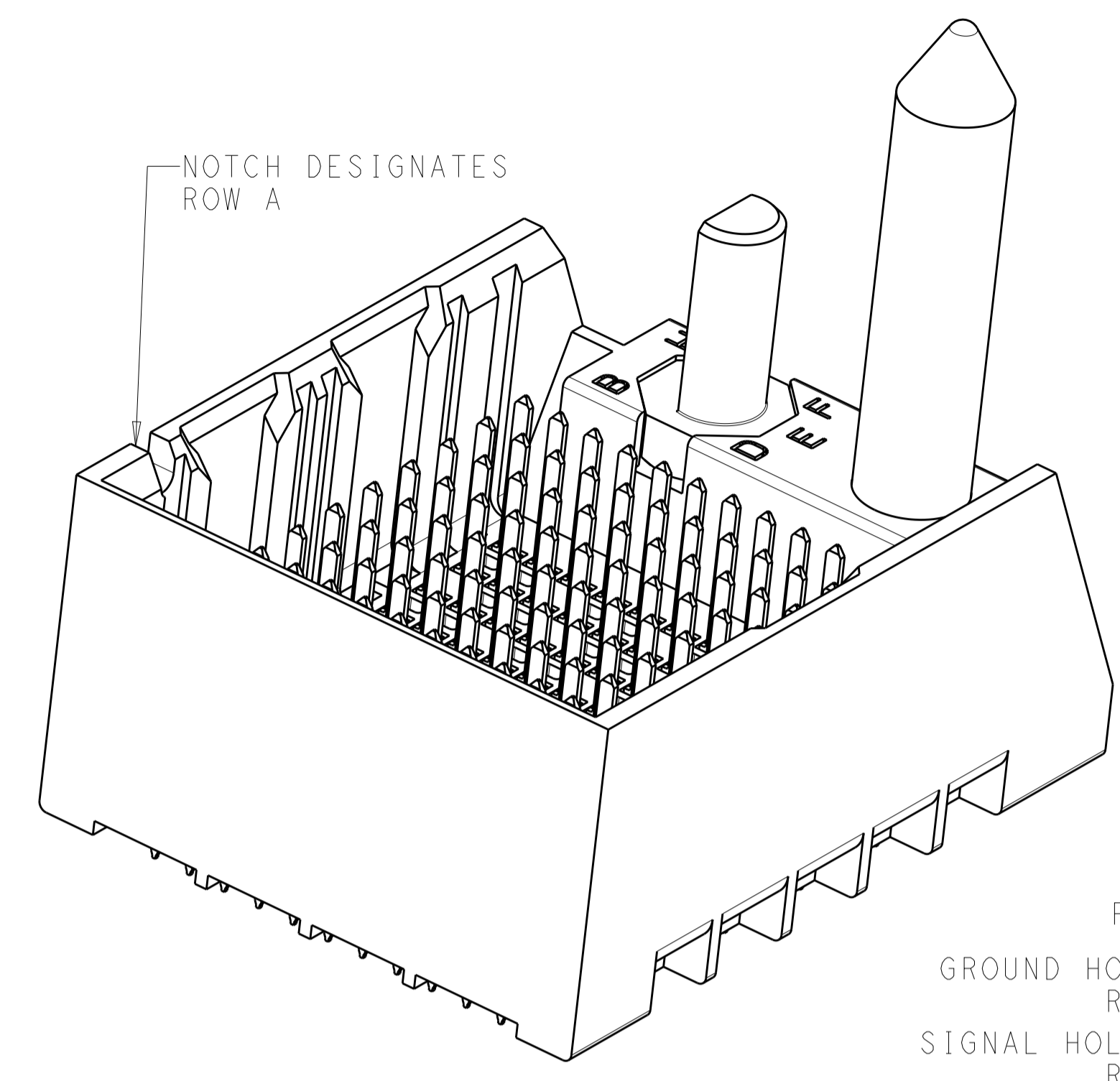
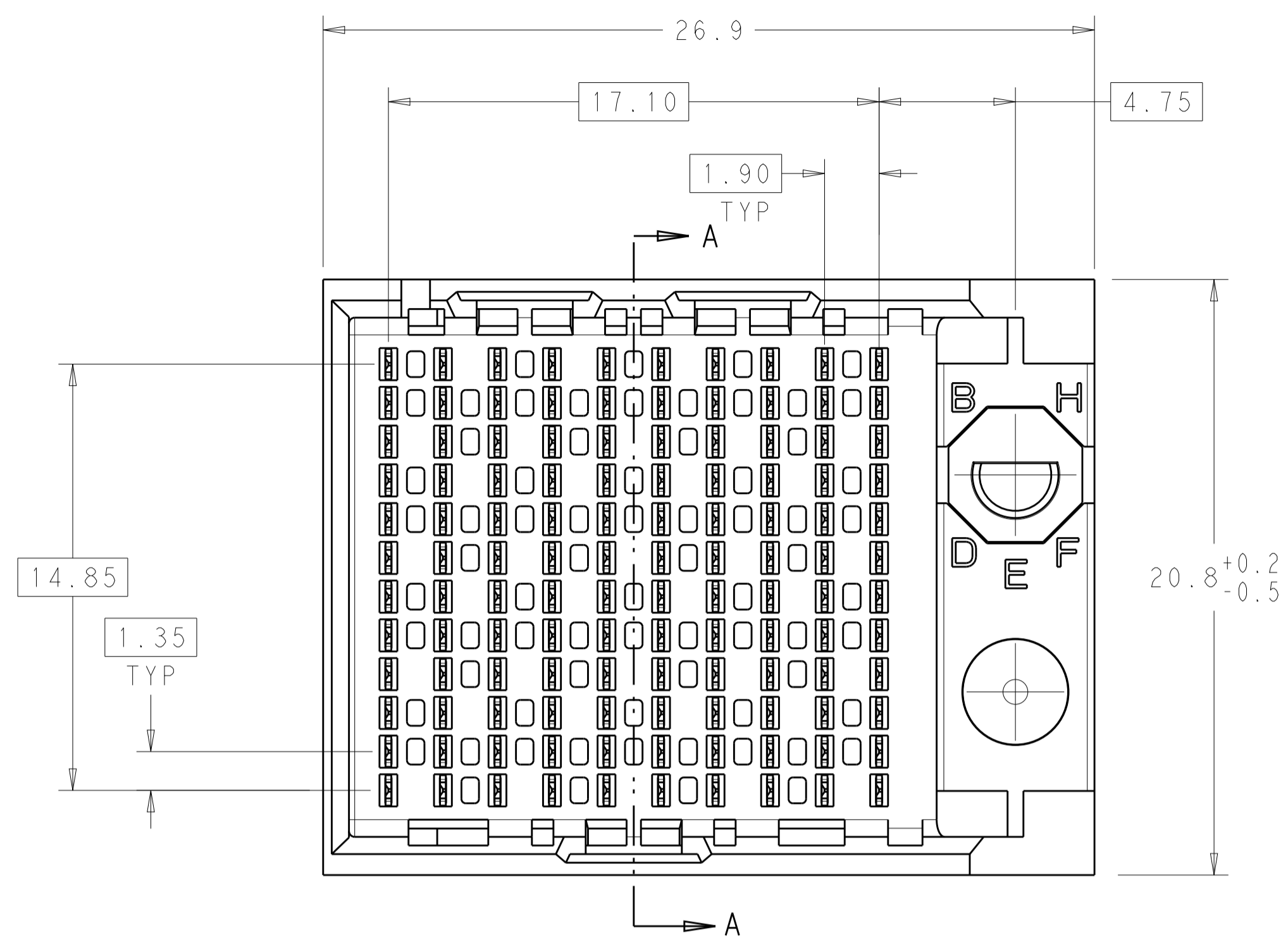
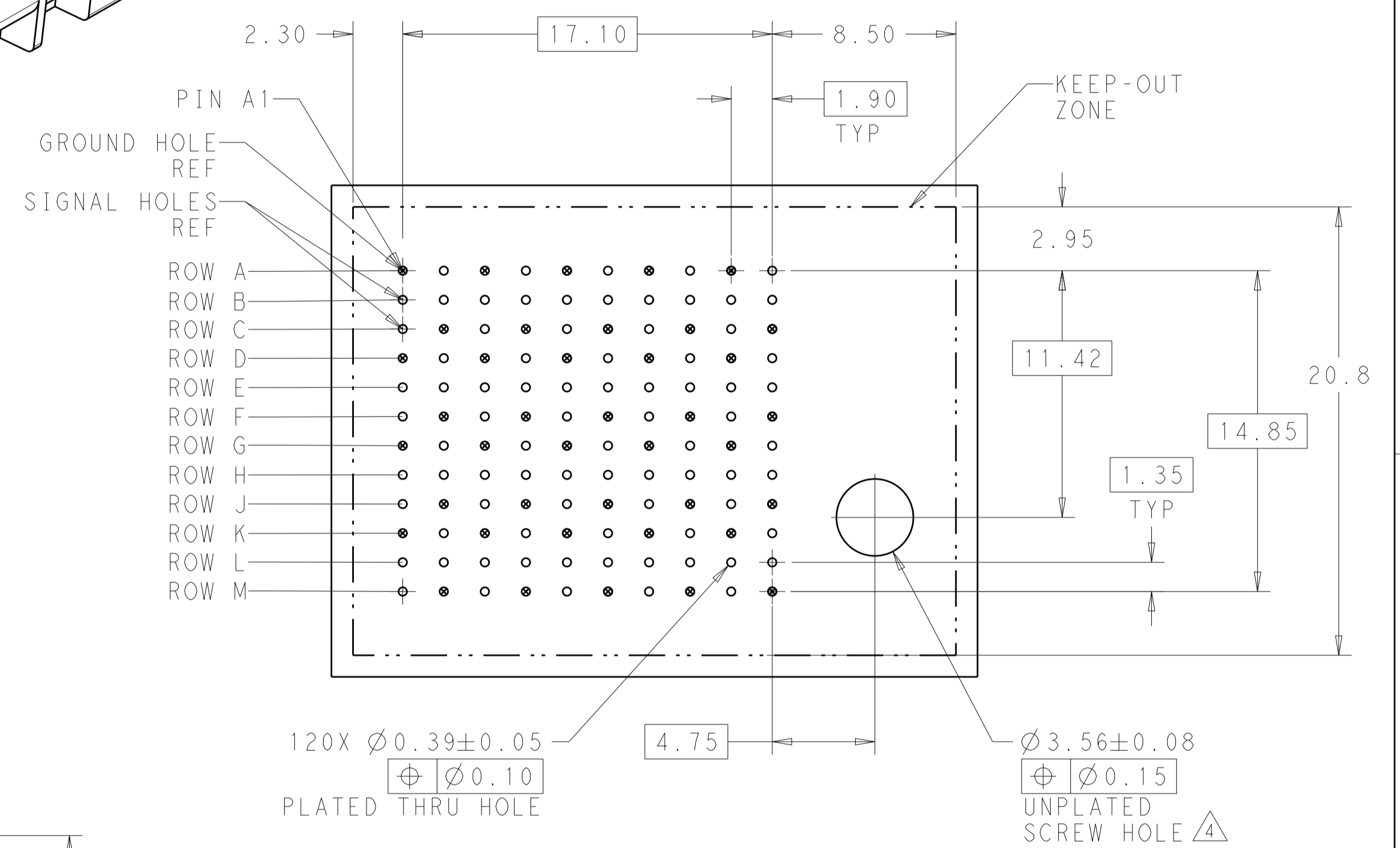


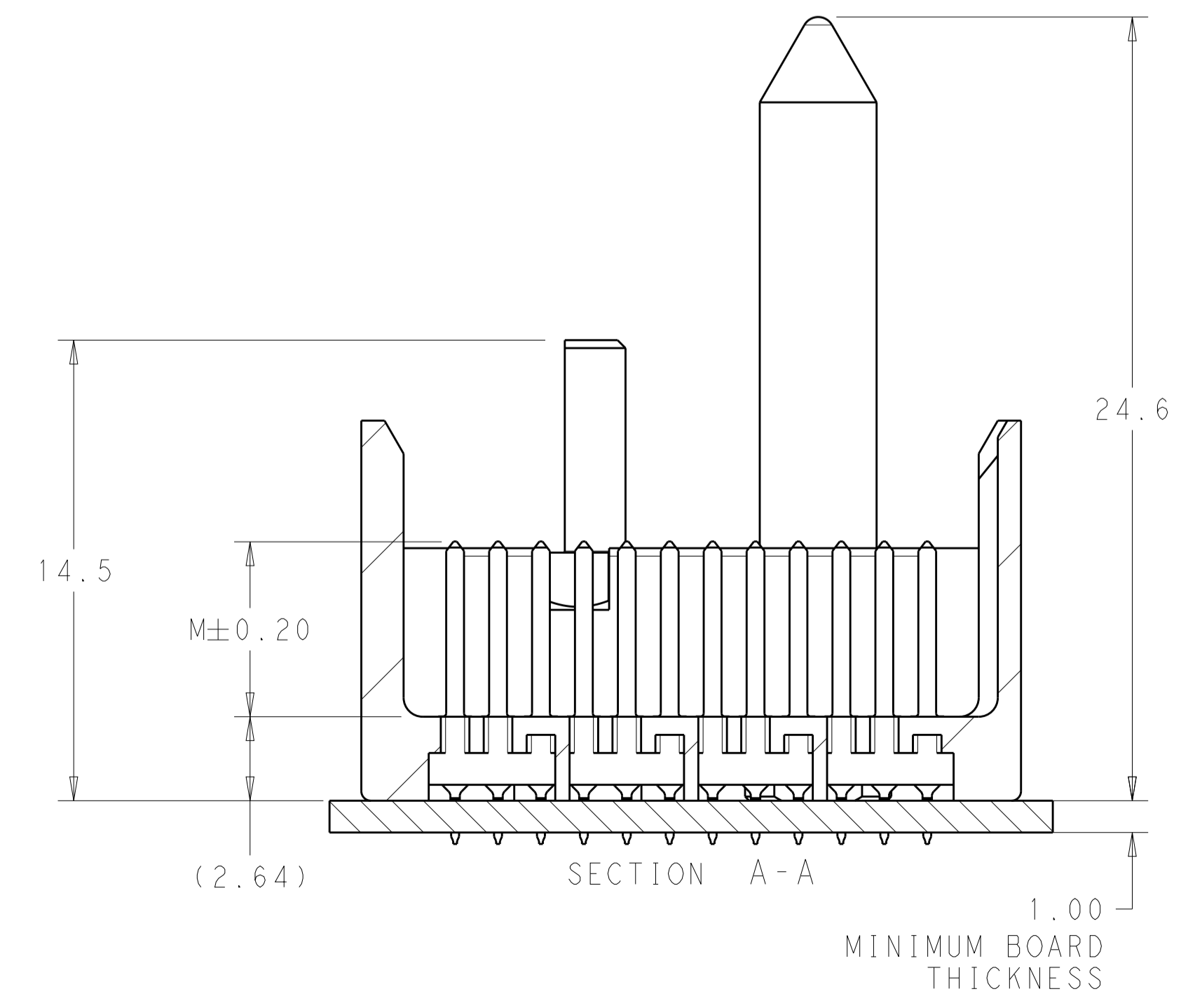
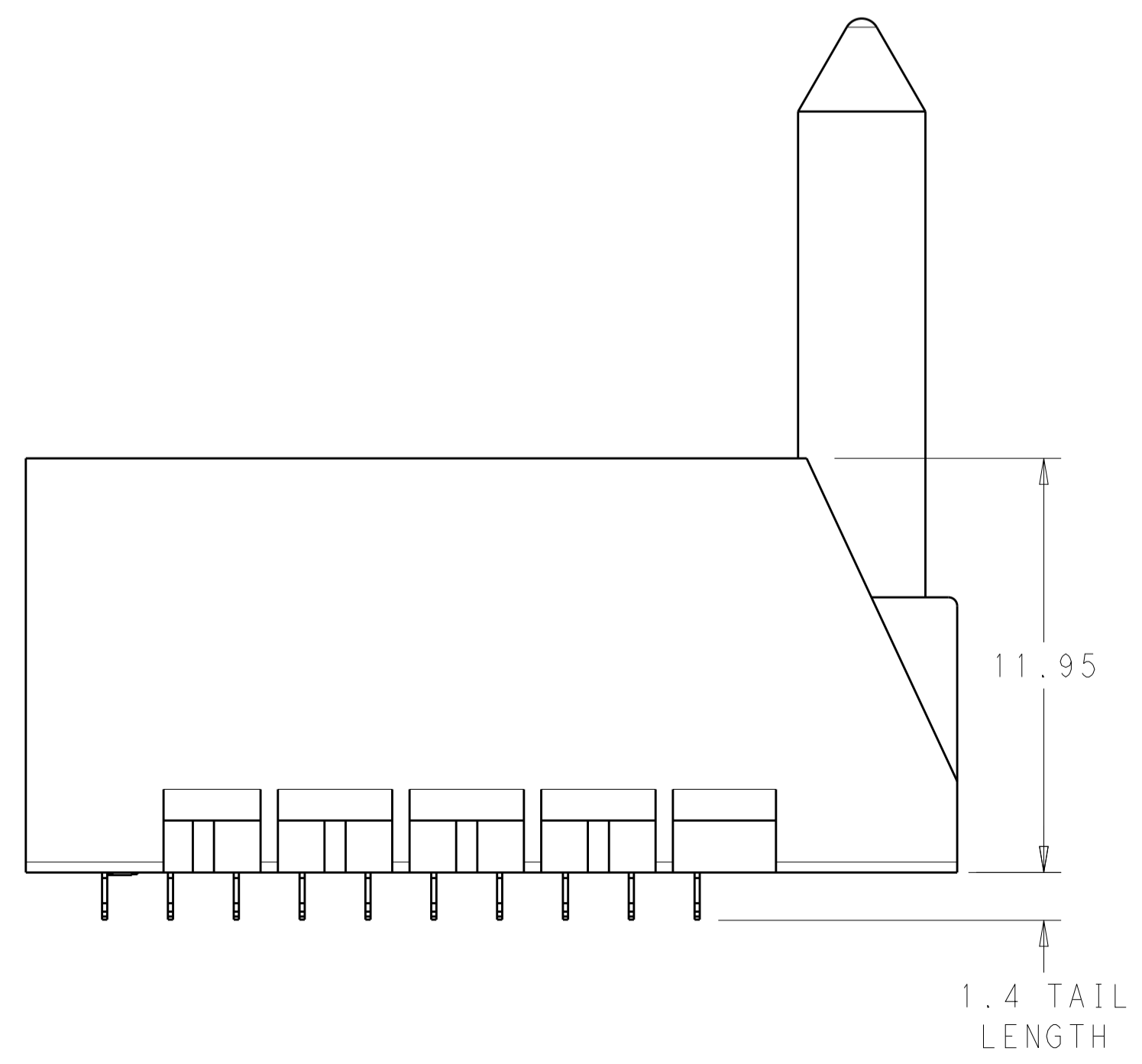
REVISIONS				
REV	LTN	DESCRIPTION	DATE	APVD
C1		REV PER ECO-15-001494	04FEB2015	AP DD



- △ MATERIAL:
HOUSING: LCP, GLASS FILLED, UL94V-0.
TERMINALS: HIGH PERFORMANCE COPPER ALLOY.
- △ FINISH:
30μ" MIN GOLD IN CONTACT AREA. SELECTIVE TIN ON PCB TAILS, NICKEL OVERALL.
- 3. SCREWS PACKAGED IN END OF PACKAGING TUBE.
- △ FOR GROUNDED GUIDE PIN USE $\varnothing 3.56 \pm 0.08$ PTH, $\varnothing 3.66$ DRILL, AND $\varnothing 6.5$ PAD.
- 5. KEYING PIN SHOWN IN POSITION A, SEE KEYING CHART ON SHEET 2 FOR OTHER POSITIONS.

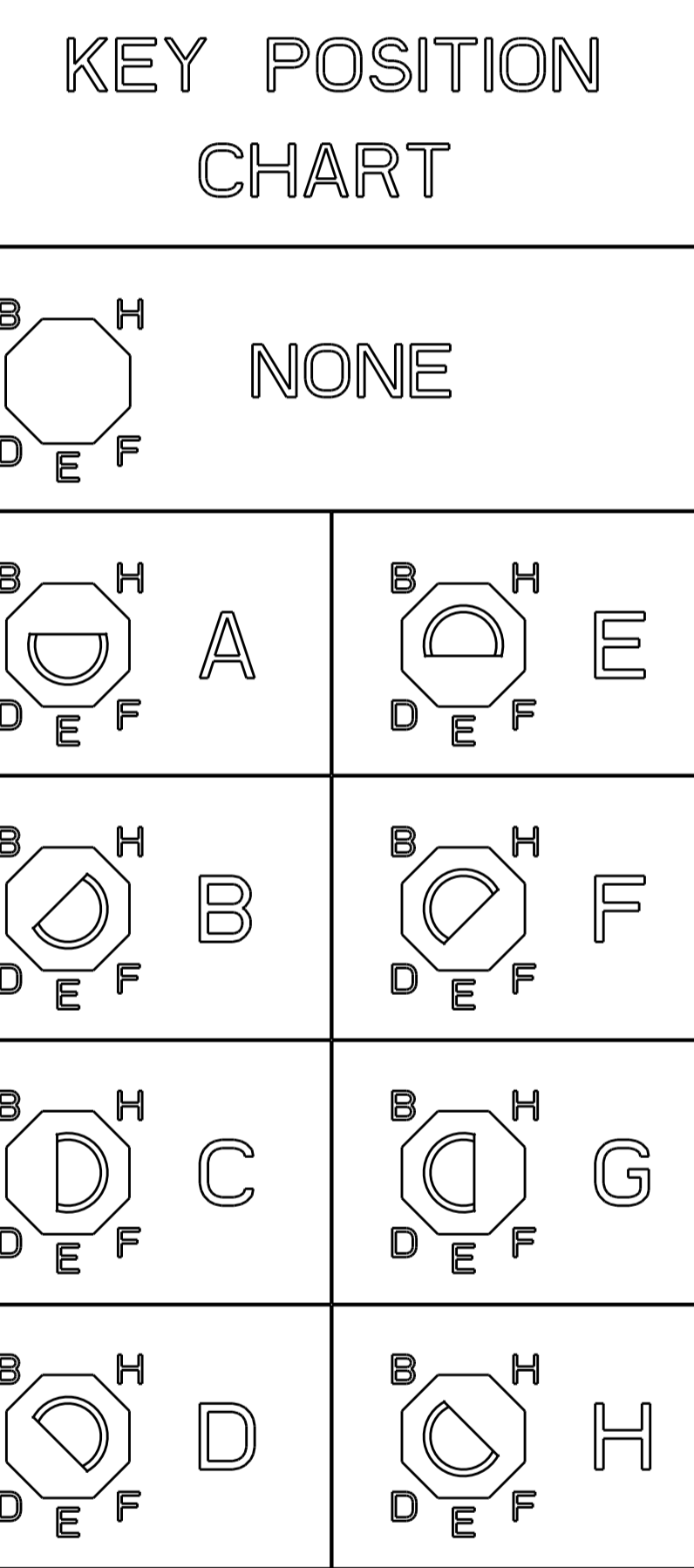


RIGHT GUIDED BACKPLANE HOLE PATTERN (CONNECTOR SIDE)



THIS DRAWING IS A CONTROLLED DOCUMENT.		OWN J. K. SHOBER 13JAN2011	TE Connectivity
DIMENSIONS: mm		CHK J. EARY 13JAN2011	
TOLERANCES UNLESS OTHERWISE SPECIFIED:		APVD J. EARY 13JAN2011	NAME
0 PLC	±	PRODUCT SPEC	IMPACT, 4 PAIR, 10 COLUMN, HEADER
1 PLC	±0.25	APPLICATION SPEC	RIGHT GUIDED, LEFT END WALL
2 PLC	±0.13	SIZE	SIGNAL MODULE, 0.36 PTH
3 PLC	±	WEIGHT	A100779C=2007815
4 PLC	±	CUSTOMER DRAWING	SCALE 6:1 SHEET 1 OF 2 REV C1
ANGLES	±		
FINISH	SEE TABLE		

REVISIONS				
P.	LTN	DESCRIPTION	DATE	OWN APVD
-	-	SEE SHEET 1	-	-



	H	5.5	8-2007815-3
	H	4.9	8-2007815-2
	H	4.5	8-2007815-1
	G	5.5	7-2007815-3
	G	4.9	7-2007815-2
	G	4.5	7-2007815-1
	F	5.5	6-2007815-3
	F	4.9	6-2007815-2
	F	4.5	6-2007815-1
	E	5.5	5-2007815-3
	E	4.9	5-2007815-2
	E	4.5	5-2007815-1
	D	5.5	4-2007815-3
	D	4.9	4-2007815-2
	D	4.5	4-2007815-1
	C	5.5	3-2007815-3
	C	4.9	3-2007815-2
	C	4.5	3-2007815-1
	B	5.5	2-2007815-3
	B	4.9	2-2007815-2
	B	4.5	2-2007815-1
	A	5.5	1-2007815-3
	A	4.9	1-2007815-2
	A	4.5	1-2007815-1
	-	5.5	2007815-3
	-	4.9	2007815-2
	-	4.5	2007815-1
FINISH	KEY POSITION	DIM M	PART NUMBER

REFER TO WWW.TE.COM
FOR PRODUCT AVAILABILITY

THIS DRAWING IS A CONTROLLED DOCUMENT.		OWN J. K. SHOBER 13JAN2011	
DIMENSIONS: mm		CHK J. EARY 13JAN2011	
TOLERANCES UNLESS OTHERWISE SPECIFIED:		APVD J. EARY 13JAN2011	IMPACT, 4 PAIR, 10 COLUMN, HEADER RIGHT GUIDED, LEFT END WALL SIGNAL MODULE, 0.36 PTH
0 PLC ±0.25 2 PLC ±0.13 3 PLC ± 4 PLC ± ANGLES ± FINISH SEE TABLE		PRODUCT SPEC APPLICATION SPEC WEIGHT CUSTOMER DRAWING	
MATERIAL		SIZE A100779	DRAWING NO C=2007815 SCALE 5:1 SHEET 2 OF 2 REV C1