



Features

- Fast acting
- Balanced
- Stable breakdown throughout life
- Designed to operate with TBU® devices
- RoHS compliant* versions available

Applications

- Telecommunications
- Industrial electronics
- Avionics

2020 T-Series - Fast Acting 3-Electrode Miniature GDT

Characteristics

Test Methods per ITU-T K.12, IEEE C62.31 and IEC 61643-311 GDT standards.

| Characteristic | Model No. | | |
|-------------------------------------------------------------------------------|-----------|----------|----------|
| | 2020-15T | 2020-23T | 2020-42T |
| Initial DC Sparkover (100 V/s) Typical | 150 V | 230 V | 420 V |
| Minimum DC Sparkover (100 V/s) Throughout Service Life | 60 V | 180 V | 360 V |
| Maximum Impulse Sparkover ⁽¹⁾ (5 kV/μs) Throughout Service Life | 500 V | 650 V | 850 V |

⁽¹⁾ Impulse Sparkover voltage is defined as typical values of distribution.

Additional Information

Click these links for more information:



[PRODUCT SELECTOR](#) [TECHNICAL LIBRARY](#) [INVENTORY](#) [SAMPLES](#) [CONTACT](#)

| | | |
|------------------------------------------------------|----------------------------------------|-------------------------------------|
| Impulse Transverse Delay | 1000 V/μs | < 75 ns |
| Insulation Resistance (IR) | 50 V / 100 V | > 10 ⁹ Ω |
| Glow Voltage | 10 mA | ~ 70 V |
| Arc Voltage | >1 A | ~ 10 V |
| Glow-Arc Transition Current | | < 0.5 A |
| Capacitance..... | 1 MHz | < 2 pF |
| DC Holdover Voltage (Network Applied per ITU-T K.12) | | |
| 2020-15T | 52 V | < 150 ms |
| 2020-23T | 80 V | < 150 ms |
| 2020-42T | 135 V | < 150 ms |
| Service Life ⁽²⁾ | 8/20 μs, 10 kA..... | 1 operation |
| | 10/1000 μs, 1 kV, 200 A..... | 100 operations ⁽³⁾ |
| | 2/10 μs, 6 kV, 2000 A..... | 10 operations ⁽³⁾ |
| | 10/700 μs, 6 kV, 300 A..... | 50 operations ⁽³⁾ |
| | 8/20 μs, 500 A, 1.2/50 μs, 500 V | 150 operations ⁽³⁾ |
| | 600 V, 10 Arms, 0.2 sec..... | 10 operations |
| | 600 Vrms, 0.5 A - 60 A..... | Fail-Short activates ⁽⁴⁾ |
| | 230 Vrms, 0.5 A-25 A..... | Fail-Short activates ⁽⁴⁾ |
| Operating Temperature Range | | -40 °C to +90 °C |
| Storage Temperature Range | | -55 °C to +90 °C |
| Moisture Sensitivity Level | | 1 |
| ESD Classification (HBM) | | 6 |

Notes:

⁽²⁾ The rated discharge current is the total current equally divided between each line to ground.

⁽³⁾ Surge polarity should be reversed between consecutive surges (+, -, +, -)

⁽⁴⁾ Applies only to GDT with optional Fail-Short. GDT operates and will survive with Fail-Short activation.

- At delivery AQL 0.65 Level II, DIN ISO 2859.
- Models with the optional Fail-Short assembly activate at low temperature (215 °C – 217 °C) when required. These models are designed to be soldered either manually or using a selective soldering process that does not exceed 210 °C, below the temperature that the Fail-Short assembly would activate.



WARNING Cancer and Reproductive Harm - www.P65Warnings.ca.gov

"TBU" is a registered trademark of Bourns, Inc. in the United States and other countries.

*RoHS Directive 2015/863, Mar 31, 2015 and Annex.

Specifications are subject to change without notice.

Users should verify actual device performance in their specific applications.

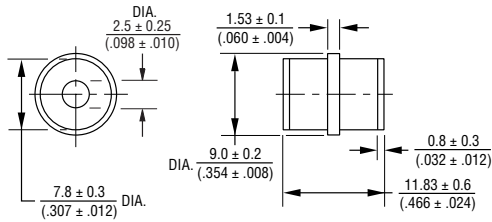
The products described herein and this document are subject to specific legal disclaimers as set forth on the last page of this document, and at www.bourns.com/docs/legal/disclaimer.pdf.

2020 T-Series - Fast Acting 3-Electrode Miniature GDT

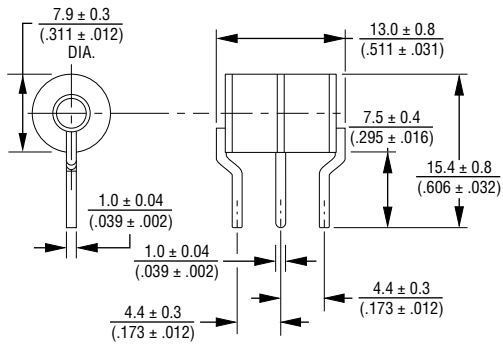
BOURNS®

Product Dimensions (additional lead form configurations available upon request)

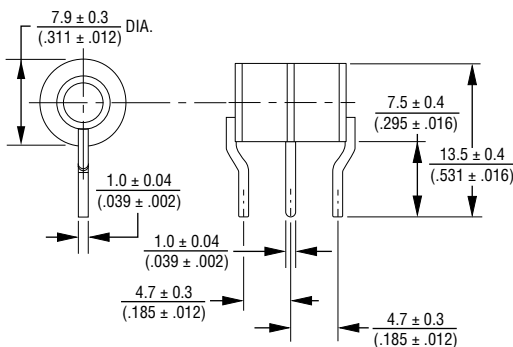
2020-xxT-A1



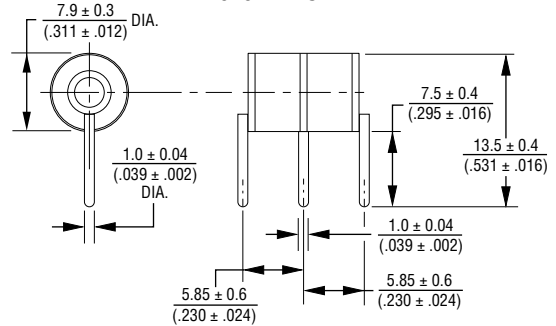
2020-xxT-C2



2020-xxT-C3

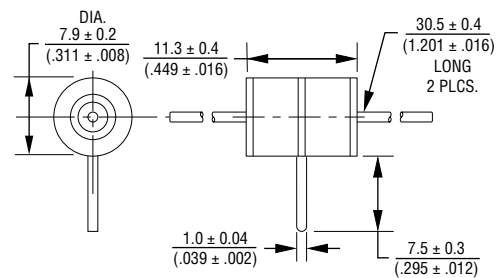


2020-xxT-C4

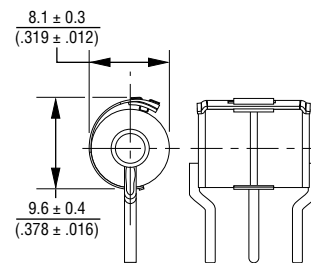


2020-xxT-C

1.0 ± 0.08 mm ($.039 \pm .003$ in.) dia. lead wire



**FAIL-SHORT CONFIGURATION
2020-xxT-C2F SHOWN**



DIMENSIONS: $\frac{\text{MM}}{\text{(INCHES)}}$

UNITS WITH LEADS ARE BASED ON THE
2020-xxT-A1 BODY.

Specifications are subject to change without notice.

Users should verify actual device performance in their specific applications.

The products described herein and this document are subject to specific legal disclaimers as set forth on the last page of this document, and at www.bourns.com/docs/legal/disclaimer.pdf.

2020 T-Series - Fast Acting 3-Electrode Miniature GDT



How to Order

2020 - xxT - x x F LF

Model Number Designator _____

Voltage (Divided by 10) _____
 15 = 150 V
 23 = 230 V
 42 = 420 V

Leads _____
 A = None/Cassette Applications
 C = 1 mm Dia. Leads/Through-hole

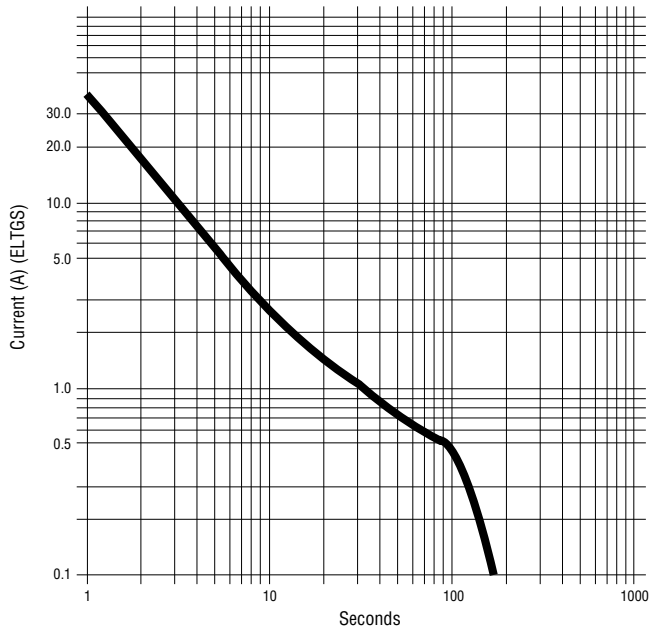
Lead Shape _____
 (See Product Dimension Drawings)

Fail-Short Option _____
 Blank = Standard Product
 F = With Fail-Short Mechanism

RoHS Compliant Option _____
 Blank = Standard Product
 LF = RoHS Compliant Product

Model 2020-xxT ships in standard bulk pack, 100 pcs./tray.

Switch-Grade Fail-Short Device Shorting Curve



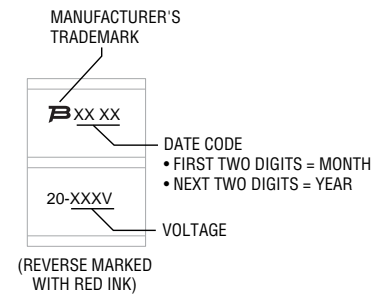
ELTGS = Each Line to Ground Simultaneously

NOTE: When using a GDT fail-short device, it is imperative that all components associated and connected to the GDT with failsafe be tested in their respective completely integrated environment (finished product) to ensure desired operation.

Packaging Specifications

| Model | Standard Packaging Quantity | | |
|-------------|-----------------------------|------|------|
| | Bulk (Bag) | Tray | Box |
| 2020-xxT-A1 | 250 | | 1000 |
| 2020-xxT-C | | 100 | 1000 |
| 2020-xxT-C2 | | 100 | 1000 |
| 2020-xxT-C3 | | 100 | 1000 |
| 2020-xxT-C4 | | 100 | 1000 |

Typical Part Marking



Applications

| Port Protection | GDT Device P/N | TBU® Device P/N |
|-----------------|----------------|----------------------------------|
| CanBus | 2020-23T | TBU-CA065-100-WH |
| RS232 | 2020-23T | TBU-CA065-200-WH |
| RS422 | 2020-23T | TBU-CA065-200-WH |
| RS485 | 2020-23T | TBU-CA065-200-WH |
| RS485 | 2020-42T | TBU-CA065-200-WH |
| SDI | 2020-23T | TBU-CA065-100-WH |
| VDSL | 2020-15T | TBU-CA065-500-WH |



Asia-Pacific: Tel: +886-2 2562-4117

Email: asiacus@bourns.com

EMEA: Tel: +36 88 885 877

Email: eurocus@bourns.com

The Americas: Tel: +1-951 781-5500

Email: americus@bourns.com

www.bourns.com

REV. K 02/19

Specifications are subject to change without notice.

Users should verify actual device performance in their specific applications.

The products described herein and this document are subject to specific legal disclaimers as set forth on the last page of this document, and at www.bourns.com/docs/legal/disclaimer.pdf.