



## Features

- Balanced TRIGARD®
- Approximately 8 mm diameter, 11 mm long
- UL Recognized ®
- Custom configurations available
- High surge current rating
- Stable breakdown throughout life
- RoHS compliant\* version available

## Applications

- Telecommunications
- Industrial electronics
- Commercial electronics
- Consumer electronics

## 2026 Series - 3-Pole Gas Discharge Tube

### Characteristics

Test Methods per ITU-T K.12, IEEE C62.31 and IEC 61643-311 GDT standards.

Characteristic	Model No.						
	2026-07	2026-09	2026-15	2026-20	2026-23	2026-25	2026-26
DC Sparkover $\pm 20\%$ @ 100 V/s <sup>(1)</sup>	75 V	90 V	150 V	200 V	230 V	250 V	260 V
Impulse Sparkover <sup>(2)</sup>	100 V/ $\mu$ s	275 V	275 V	350 V	425 V	450 V	475 V
	1000 V/ $\mu$ s	700 V	600 V	575 V	625 V	650 V	700 V

Characteristic	Model No.					
	2026-30	2026-35	2026-40	2026-42	2026-47	2026-60
DC Sparkover $\pm 20\%$ @ 100 V/s <sup>(1)</sup>	300 V	350 V	400 V	420 V	470 V	600 V
Impulse Sparkover <sup>(2)</sup>	100 V/ $\mu$ s	550 V	625 V	675 V	725 V	800 V
	1000 V/ $\mu$ s	775 V	875 V	925 V	1000 V	1100 V

<sup>(1)</sup> In ionized mode.

<sup>(2)</sup> Impulse Sparkover voltage is defined as typical values of distribution.

Impulse Transverse Delay.....	1000 V/ $\mu$ s .....	< 75 ns
Insulation Resistance .....	100 V (50 V for Model 2026-07 & 2026-09) .....	> $10^{10} \Omega$
Glow Voltage .....	10 mA.....	~ 70 V
Arc Voltage .....	1A.....	~ 10 V
Glow-Arc Transition Current.....		< 0.5 A
Capacitance .....	1 MHz.....	< 2 pF
DC Holdover Voltage <sup>(3)</sup> .....	>135 V, (52 V for Model 2026-07 & 2026-09,.....	< 150 ms
Impulse Discharge Current.....	80 V for Model 2026-15)	
	20000 A, 8/20 $\mu$ s <sup>(4)</sup> .....	10 operations
	5000 A, 10/350 $\mu$ s .....	1 operation
Alternating Discharge Current .....	1000 A, 10/1000 $\mu$ s .....	400 operations
	130 Arms, 11 cycles <sup>(4)</sup> .....	1 operation minimum
Operation and Storage Temperature.....	20 Arms, 1 s .....	10 operations
		-40 to +90 °C
Climatic Category (IEC 60068-1).....		40/ 90/ 21
Moisture Sensitivity Level.....		1
ESD Classification (HBM).....		N/A

An optional Switch-Grade Fail-Short device is available. The optional Fail-Short assembly will activate at a temperature of 215 °C – 217 °C to provide a high conductive path to ground in case of a thermal overload. GDTs equipped with the optional Fail-Short device should be soldered either manually at a temperature that is below the activation temperature of the Fail-Short mechanism, or using a selective soldering process that does not exceed 210 °C.

### Notes:

- Model number marking on tube: 26-xxx V.
- The rated discharge current for TRIGARD® Gas Discharge Tubes is the total current equally divided between each line to ground.
- Sparkover limits after life  $\pm 25\%$ , IR  $> 10^8 \Omega$  (-25 %, +30 % for Model 2026-07, 2026-09 and 2026-60).
- Line to Line voltage is approximately 1.8 to 2 times the stated Line to Ground breakdown voltage.
- At delivery AQL 0.65 Level II, DIN ISO 2859

<sup>(3)</sup> Network applied.

<sup>(4)</sup> DC Sparkover may exceed  $\pm 25\%$  after discharge, but will continue to protect without venting.

\*RoHS Directive 2015/863, Mar 31, 2015 and Annex.

Specifications are subject to change without notice.

Users should verify actual device performance in their specific applications.

The products described herein and this document are subject to specific legal disclaimers as set forth on the last page of this document, and at [www.bourns.com/docs/legal/disclaimer.pdf](http://www.bourns.com/docs/legal/disclaimer.pdf).



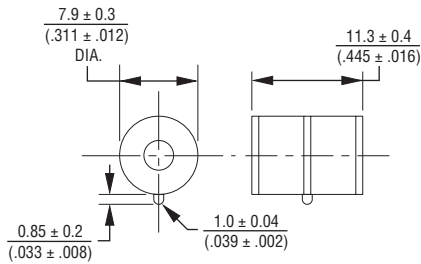
**WARNING Cancer and Reproductive Harm**  
[www.P65Warnings.ca.gov](http://www.P65Warnings.ca.gov)

# 2026 Series - 3-Pole Gas Discharge Tube

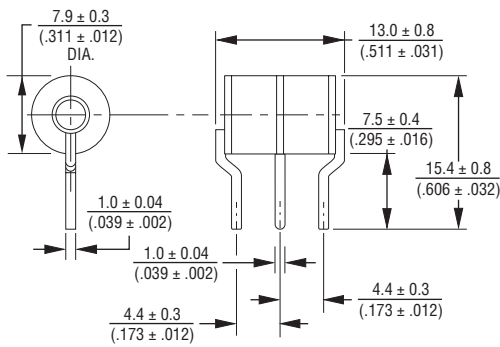
**BOURNS®**

Product Dimensions (additional lead form configurations available upon request)

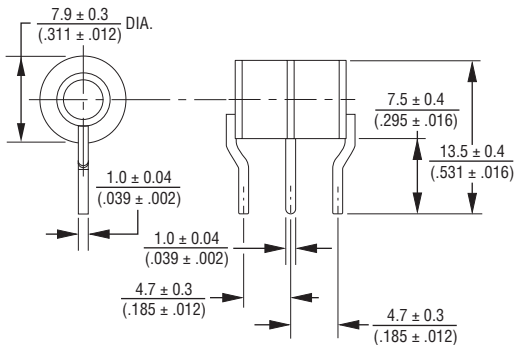
**2026-XX-A1**



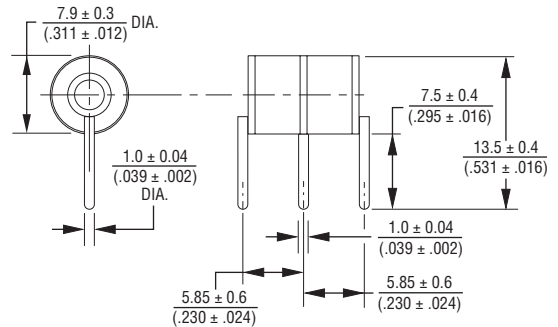
**2026-XX-C2**



**2026-XX-C3**

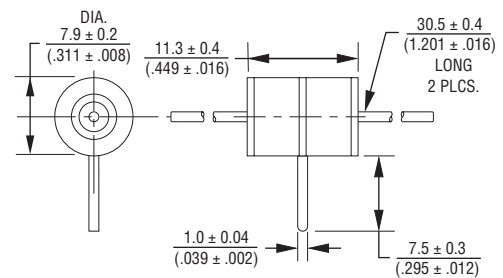


**2026-XX-C4**

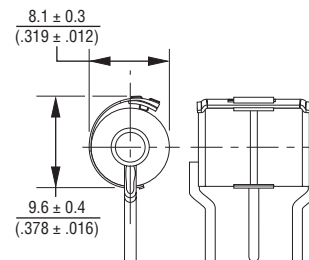


**2026-XX-C**

1.0 ± 0.08 mm (.039 ± .002 in.) dia. lead wire



**FAIL-SHORT CONFIGURATION  
2026-XX-C2F SHOWN**



DIMENSIONS:  $\frac{\text{MM}}{\text{(INCHES)}}$

UNITS WITH LEADS ARE BASED ON THE 2026-XX-A1 BODY.

## 2026 Series - 3-Pole Gas Discharge Tube

**BOURNS®**

### How to Order

**2026 - nn - x n F LF**

Model Number \_\_\_\_\_

Designator \_\_\_\_\_

Voltage (Divided by 10) \_\_\_\_\_

07 = 75 V	30 = 300 V
09 = 90 V	35 = 350 V
15 = 150 V	40 = 400 V
20 = 200 V	42 = 420 V
23 = 230 V	47 = 470 V
25 = 250 V	60 = 600 V
26 = 260 V	

Leads \_\_\_\_\_

A = None  
C = 1 mm

Lead Shape \_\_\_\_\_  
(See Product Dimension Drawings)

Fail-Short Option \_\_\_\_\_

Blank = Standard Product  
F = With Fail-Short Mechanism

RoHS Compliant Option \_\_\_\_\_

Blank = Standard Product  
LF = RoHS Compliant Product

### Packaging Specifications

Model	Standard Packaging Quantity		
	Bulk (Bag)	Tray	Box
2026-XX-A1	250		1000
2026-XX-C	50		300
2026-XX-C2		100	1000
2026-XX-C3		100	1000
2026-XX-C4		100	1000

### Agency Recognition / Industry Standards

Agency	References
	UL 497B Recognized Component, Category QVGQ2, File E153537
	UL 497 Recognized Component, Category QGVV2, File E53117
<b>Telcordia</b> <b>GR-974-CORE/</b> <b>GR-1361-CORE</b>	2026 Series devices, as applicable, are tested to GR requirements for primary protectors

### Additional Information

Click these links for more information:



[PRODUCT](#)



[TECHNICAL LIBRARY](#)



[INVENTORY](#)



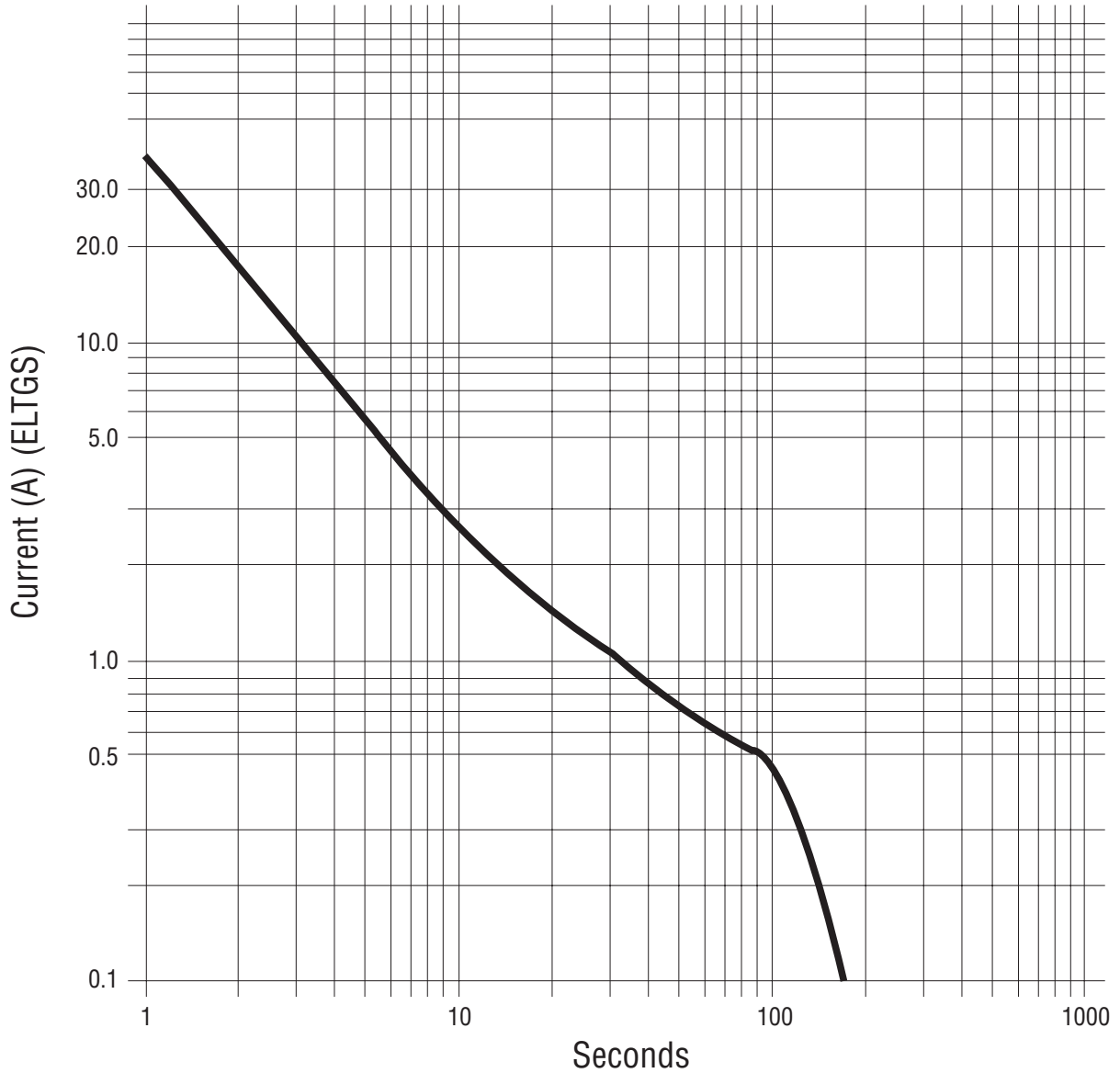
[SAMPLES](#)

Specifications are subject to change without notice.

Users should verify actual device performance in their specific applications.

The products described herein and this document are subject to specific legal disclaimers as set forth on the last page of this document, and at [www.bourns.com/docs/legal/disclaimer.pdf](http://www.bourns.com/docs/legal/disclaimer.pdf).

Switch-Grade Fail-short Device Shorting Curve 2026-XX-XF



ELTGS = Each Line to Ground Simultaneously

NOTE: When using a GDT fail-short device, it is imperative that all components associated and connected to the GDT with failsafe be tested in their respective completely integrated environment (finished product) to assure desired operation.