




Features

- 8 mm diameter, 6 mm long
- UL Recognized 
- Custom configurations available
- High surge current rating
- Stable breakdown throughout life
- RoHS compliant* versions available

Applications

- Telecommunications
- Industrial electronics
- Commercial electronics
- Consumer electronics

2027 Series - 2-Pole Gas Discharge Tube

Characteristics

Test Methods per ITU-T K.12, IEEE C62.31 and IEC 61643-311 GDT standards.

Characteristic	Model No.					
	2027-07	2027-09	2027-15	2027-20	2027-23	2027-25
DC Sparkover ±15 % (±20 % for Models 2027-07 & 2027-09) @ 100 V/s	75 V	90 V	150 V	200 V	230 V	250 V
Impulse Sparkover ⁽¹⁾	100 V/μs	300 V	350 V	400 V	450 V	475 V
	1000 V/μs	500 V	575 V	600 V	675 V	700 V

Characteristic	Model No.					
	2027-30	2027-35	2027-40	2027-42	2027-47	2027-60
DC Sparkover ±15 % @ 100 V/s	300 V	350 V	400 V	420 V	470 V	600 V
Impulse Sparkover ⁽¹⁾	100 V/μs	550 V	650 V	675 V	725 V	850 V
	1000 V/μs	800 V	925 V	950 V	1000 V	1100 V

⁽¹⁾ Impulse Sparkover voltage is defined as typical values of distribution.

Insulation Resistance	100 V (50 V for Models 2027-07 and 2027-09)	> 10 ¹⁰ Ω
Glow Voltage	10 mA	~70 V
Arc Voltage	> 1A	~10 V
Glow-Arc Transition Current	<0.5 A
Capacitance.....	1 MHz	<1 pF
DC Holdover Voltage ⁽²⁾	135 V, (52 V for Models 2027-07 and 2027-09, 80 V for Model 2027-15)	<150 ms
Impulse Discharge Current.....	25000 A, 8/20 μs ⁽³⁾	1 operation minimum
	10000 A, 8/20 μs	10 operations
	2500 A, 10/350 μs	2 operations
	500 A, 10/1000 μs	400 operations
	100 A, 10/1000 μs or 10/700 μs	1000 operations
Alternating Discharge Current	65 Arms, 11 cycles ⁽³⁾	1 operation minimum
	10 Arms, 1 s	10 operations
Operating and Storage Temperature	-55 to +125 °C
Climatic Category (IEC 60068-1).....	55/125/21
Moisture Sensitivity Level.....	1
ESD Classification (HBM).....	N/A

Notes:

- **UL recognized component, UL File E153537.**
- Model number marking on tube: 27-xxxV.
- Sparkover limits ±20 % after life, IR >10⁸ Ω (-25 %, +30 % for Models 2027-07, 2027-09 and 2027-60).
- At delivery AQL 0.65 Level II, DIN ISO 2859.

⁽²⁾ Network applied.

⁽³⁾ DC Sparkover may exceed ±20 % after discharge, but will continue to protect without venting.



WARNING Cancer and Reproductive Harm - www.P65Warnings.ca.gov

*RoHS Directive 2015/863, Mar 31, 2015 and Annex.

Specifications are subject to change without notice.

Users should verify actual device performance in their specific applications.

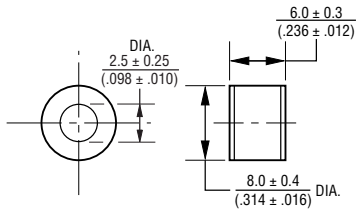
The products described herein and this document are subject to specific legal disclaimers as set forth on the last page of this document, and at www.bourns.com/docs/legal/disclaimer.pdf.

2027 Series - 2-Pole Gas Discharge Tube

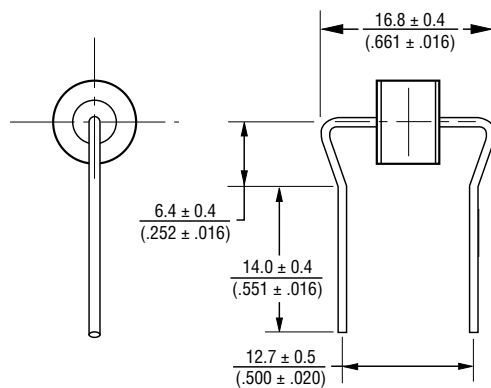
BOURNS®

Product Dimensions

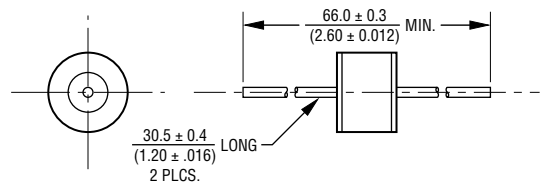
2027-XX-A



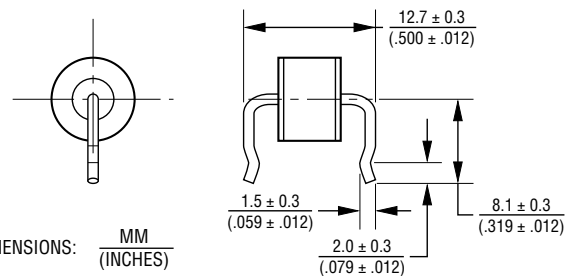
2027-XX-B19 — 0.8 ± 0.04 mm (0.032 ± 0.002 in.) dia. lead wire
(Not available in reelpack)



2027-XX-B — 0.8 ± .04 mm (0.032 ± 0.002 in.) dia. lead wire
2027-XX-C — 1.0 ± .04 mm (0.039 ± 0.002 in.) dia. lead wire



2027-XX-B10 — 0.8 ± .04 mm (0.032 ± 0.002 in.) dia. lead wire
2027-XX-C10 — 1.0 ± .04 mm (0.039 ± 0.002 in.) dia. lead wire
(Not available in reelpack)



DIMENSIONS: $\frac{\text{MM}}{\text{(INCHES)}}$

How to Order

2027 - xx - x nn T1 LF

Model Number Designator

Voltage (Divided by 10)

07 = 75 V	30 = 300 V
09 = 90 V	35 = 350 V
15 = 150 V	40 = 400 V
20 = 200 V	42 = 420 V
23 = 230 V	47 = 470 V
25 = 250 V	60 = 600 V

Leads

- A = None
- B = 0.8 mm
- C = 1 mm

Lead Shape

(See Product Dimension Drawings)

Packaging

- Blank = Bulk Packaging (Standard)
- T1 = Reelpack (Optional - not available for Models 2027-xx-B19 and 2027-xx-B10/C10)

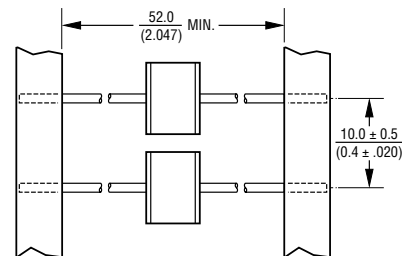
RoHS Compliant Option

- Blank = Standard Product
- LF = RoHS Compliant Product

Packaging Specifications

Model	Standard Packaging Quantity			
	Bulk (Bag)	Tray	Box	Reel
2027-XX-A	250		1000	
2027-XX-B	100		500	
2027-XX-C	100		500	
2027-XX-B10		100	1000	
2027-XX-C10		100	1000	
2027-XX-B19	100		500	
2027-XX-C19	100		500	
2027-XX-BT1				1000
2027-XX-CT1				1000

2027-XX-BT1 — 0.8 ± 0.04 mm (0.032 ± 0.002 in.) dia. lead wire
Reel is 14-inches in diameter and 2.75-inches wide.



REV. B 11/20

Specifications are subject to change without notice.

Users should verify actual device performance in their specific applications.

The products described herein and this document are subject to specific legal disclaimers as set forth on the last page of this document, and at www.bourns.com/docs/legal/disclaimer.pdf.