
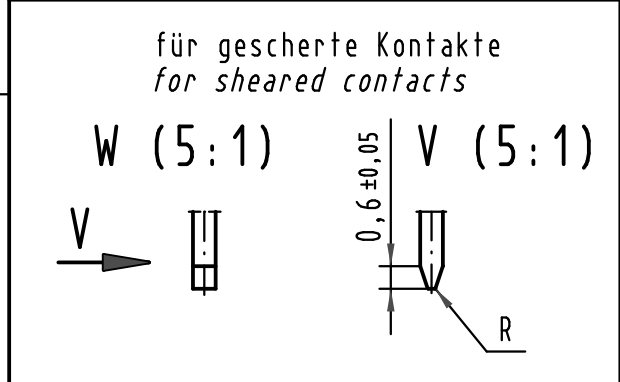
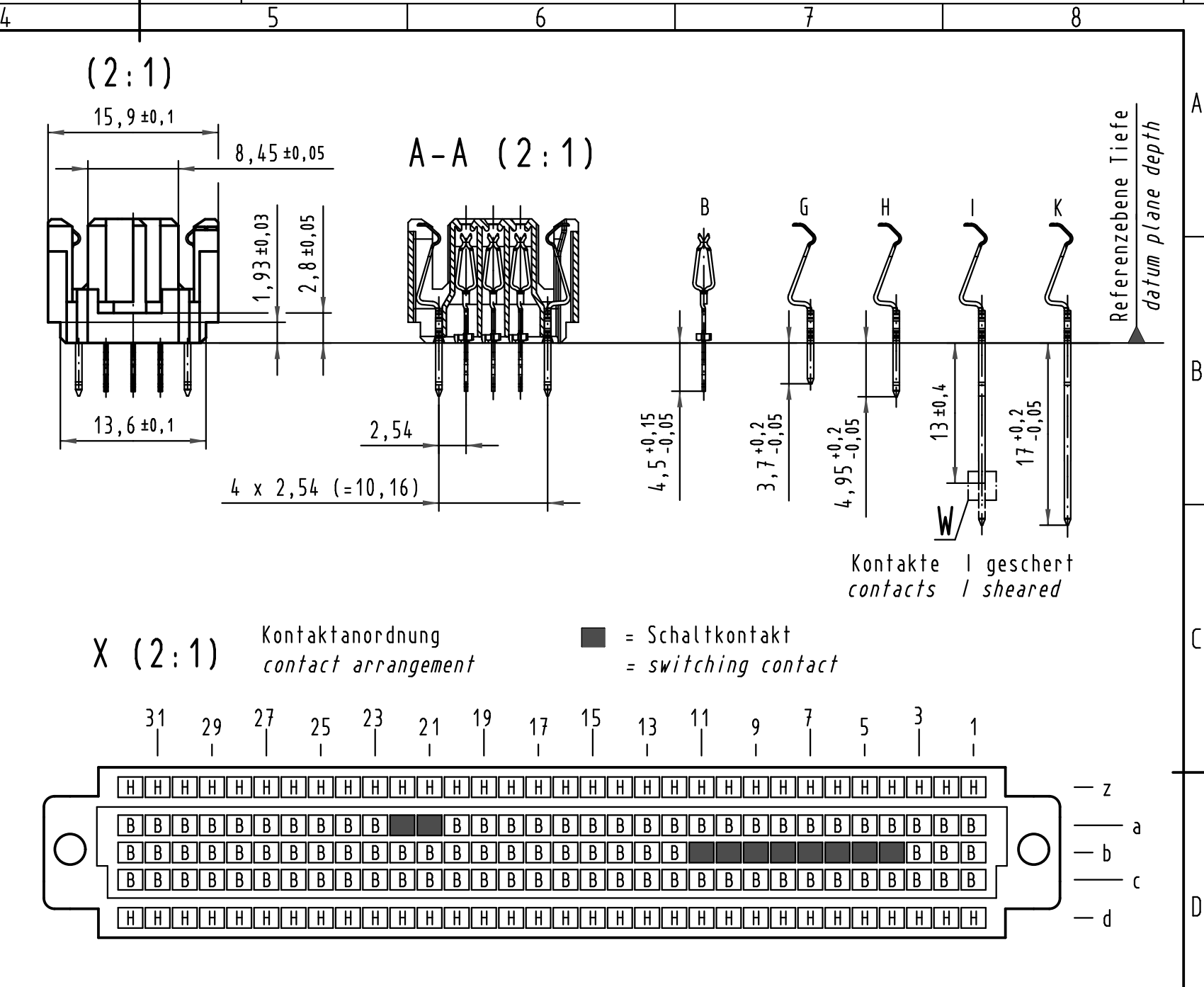
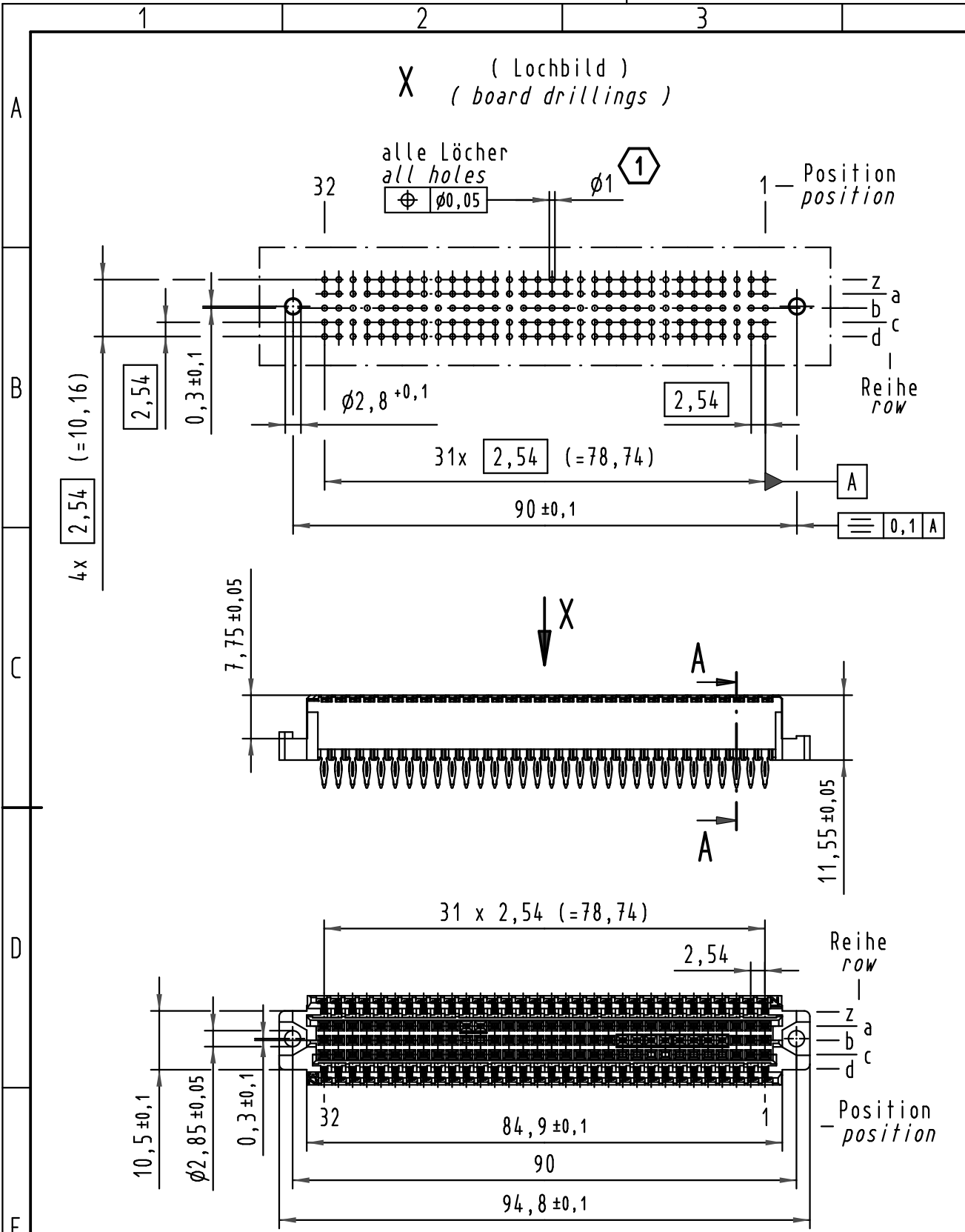


Alle Rechte vorbehalten/ All rights reserved



Empfohlener Lochaufbau und weitere Informationen siehe: DS 02 03 210 0101
 recommended configuration of plated through holes and further information see: DS 02 03 210 0101

All Dimensions in mm Original Size DIN A 3		Techn. Character.		
		Dat.	Name	Maßstab/Scale
		Detail.	02.03.10 Hage.	1:1
		Insp.	02.03.10 mte	
		Stand.		
36017		HARTING Electronics GmbH & Co. KG D-32339 ESPELKAMP		
Mod.	Dat.	Name	HARTING	

02 03 160 2201	2
Bestell-Nr. part-no.	Anforderungsstufe performance level 1
Nicht tolerierte Maße Free size tolerances IEC 61076-4-113	
har-bus 64 with switches Federleiste Einpreß 3,7mm und 4,95mm, 160 pol. female connector press-in 3,7mm and 4,95mm, 160 pol.	
TB 02 03 160 x201	Blatt/page
Sub. TB 02 03 160 x201 v.22.01.04 Mod.29854	