




Features

- Leadless, surface mount for economical assembly
- Compact mini-size
- High surge current rating
- Low capacitance and insertion loss
- Stable breakdown throughout life

-  UL Recognized
- RoHS compliant* version available

*Check out the all new **GDT25 Series** for enhanced next-generation surge protection performance!*

2035-xx-SM Precision Gas Discharge Tube Surge Protector

Bourns now offers a surface mount (SM) 2-electrode GDT surge protection device. The high quality and outstanding features of the Bourns® miniature 2035 Series GDT continues in this new SM version for 'pick and place' manufacturing techniques. The 2035-xx-SM Series is ideal for high-density applications such as PCBs for telecommunications, commercial and industrial applications.

Additional Information

Click these links for more information:



Characteristics

Test Methods per ITU-T K.12, IEEE C62.31 and IEC 61643-311 GDT standards.

| Characteristic | Model No. | | | | | |
|---|-----------|---------|---------|---------|---------|---------|
| | 2035-09 | 2035-15 | 2035-20 | 2035-23 | 2035-25 | 2035-30 |
| DC Sparkover ±15 % (±20 % for Model 2035-09) @ 100 V/s | 90 V | 150 V | 200 V | 230 V | 250 V | 300V |
| Impulse Sparkover ⁽¹⁾ | | | | | | |
| 100 V/μs | 350 V | 400 V | 425 V | 450 V | 475 V | 525 V |
| 1000 V/μs | 525 V | 550 V | 575 V | 600 V | 625 V | 650 V |

| Characteristic | Model No. | | | | |
|--|-----------|---------|---------|---------|---------|
| | 2035-35 | 2035-40 | 2035-42 | 2035-47 | 2035-60 |
| DC Sparkover ±15 % @ 100 V/s (-12 %, +15 % for Model 2035-60) @ 100 V/s | 350 V | 400 V | 420 V | 470 V | 600 V |
| Impulse Sparkover ⁽¹⁾ | | | | | |
| 100 V/μs | 600 V | 650 V | 675 V | 750 V | 950 V |
| 1000 V/μs | 750 V | 800 V | 850 V | 950 V | 1100 V |

⁽¹⁾ Impulse Sparkover voltage is defined as typical values of distribution.

| | | |
|--|---|---------------------|
| Insulation Resistance (IR) | 100 V (50 V for Model 2035-09) | >10 ¹⁰ Ω |
| Glow Voltage | 10 mA | ~ 70 V |
| Arc Voltage | >1 A | ~ 10 V |
| Glow-Arc Transition Current | | <0.5 A |
| Capacitance..... | 1 MHz | <1 pF |
| DC Holdover Voltage ⁽²⁾ | >135 V, (52 V for Model 2035-09, | <150 ms |
| | 80 V for Model 2035-15) | |
| Impulse Discharge Current..... | 10000 A, 8/20 μs ⁽³⁾ | 1 operation minimum |
| | 5000 A, 8/20 μs | >10 operations |
| | 1000 A, 10/350 μs | 1 operation |
| | 100 A, 10/1000 μs | >300 operations |
| | 100 A, 10/700 μs | >500 operations |
| Alternating Discharge Current | 20 Arms, 11 cycles ⁽³⁾ | 1 operation minimum |
| | 5 Arms, 1 s | >10 operations |
| Operating Temperature..... | | -55 to +85 °C |
| Climatic Category (IEC 60068-1)..... | | 40/90/21 |

Notes:

- **UL Recognized component, UL File E153537**
- Surface Mount (SM) parts may show a temporary increase in DCBD after the solder reflow process. Most devices will recover within 24 hours time. It should be noted that there is no quality defect nor change in protection levels during the temporary change in DCBD.
- Sparkover limits after life ±20 % (-25 %, +30 % for Model 2035-09, 2035-60), IR >10⁸.
- At delivery AQL 0.65 Level II, DIN ISO 2859.
- Bourns recommends reflowing surface mount devices per IPC/JEDEC J-STD-020 rev D.

⁽²⁾ Network applied.

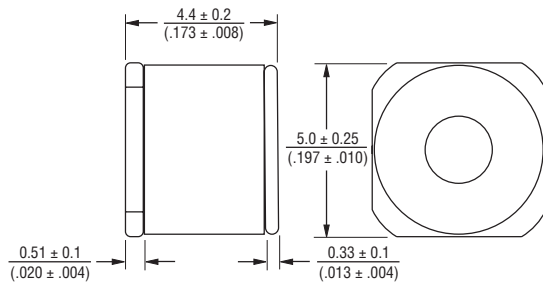
⁽³⁾ Tube may exceed ±20 % but will continue to protect without venting.

*RoHS Directive 2015/863, Mar 31, 2015 and Annex. Specifications are subject to change without notice. Users should verify actual device performance in their specific applications. The products described herein and this document are subject to specific legal disclaimers as set forth on the last page of this document, and at www.bourns.com/docs/legal/disclaimer.pdf.

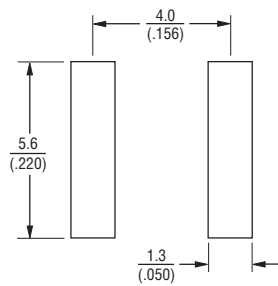
2035-xx-SM Precision Gas Discharge Tube Surge Protector

BOURNS®

Product Dimensions



Recommended Pad Layout



DIMENSIONS: $\frac{\text{MM}}{\text{(INCHES)}}$

How to Order

2035 - xx - SM - RP LF

Model Number Designator _____

Voltage _____

Surface Mount _____

Packaging Options _____

Blank = Bulk Packaging (Standard)

RP = Reelpack (Optional)

RP3 = Reelpack (Optional)

RP4 = Reelpack (Optional)

RoHS Compliant Option _____

Blank = Standard Product

LF = RoHS Compliant Product

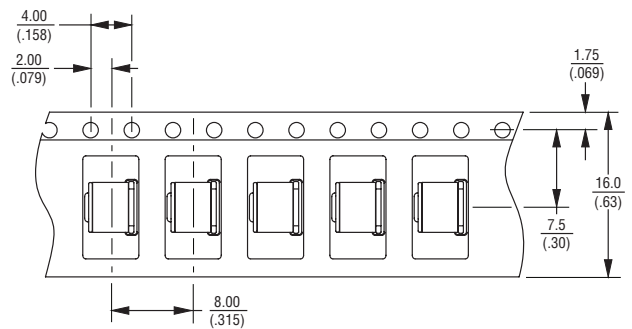
Check out the all new **GDT25 Series** for enhanced next-generation surge protection performance!

Packaging Specifications

| Model | Standard Packaging Quantity | | | |
|-------------|-----------------------------|------|------|------|
| | Bulk(Bag) | Tray | Box | Reel |
| 2035-SM | 250 | | 1000 | |
| 2035-SM-RP | | | | 1500 |
| 2035-SM-RP3 | | | | 1000 |
| 2035-SM-RP4 | | | | 1000 |

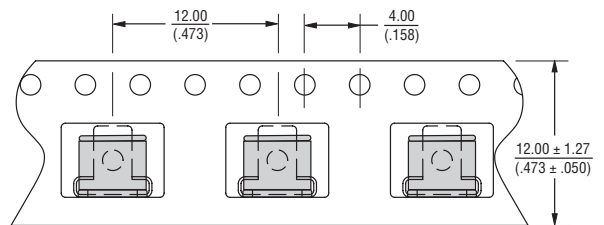
-RP

Reel is 13 inches in diameter and 3/4 inch wide.



-RP3

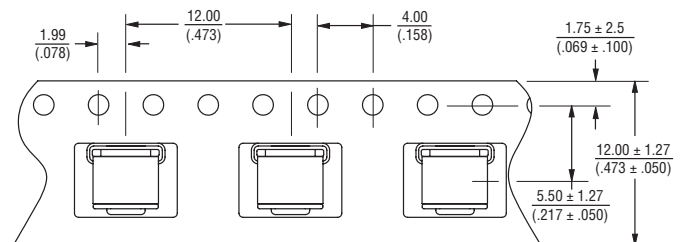
Reel is 13 inches in diameter and 11/16 inch wide.



-RP4

Reel is 13 inches in diameter and 11/16 inch wide.

RP4 features the GDTs placed upside-down inside the carrier tape.



DIMENSIONS: $\frac{\text{MM}}{\text{(INCHES)}}$

Unless otherwise specified, tolerances in decimals are .X ± 0.3, .XX ± 0.15 for lengths in millimeters and ±1 ° for degrees.

REV. P 10/21

Specifications are subject to change without notice.

Users should verify actual device performance in their specific applications.

The products described herein and this document are subject to specific legal disclaimers as set forth on the last page of this document, and at www.bourns.com/docs/legal/disclaimer.pdf.