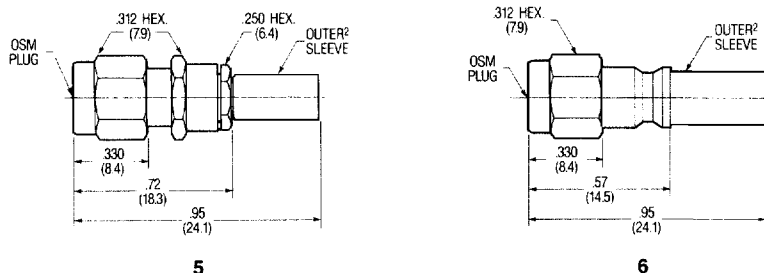


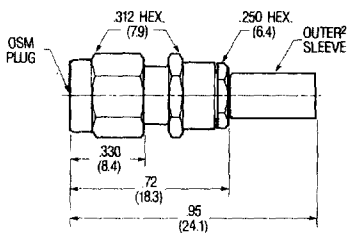
MIL-C-39012/55



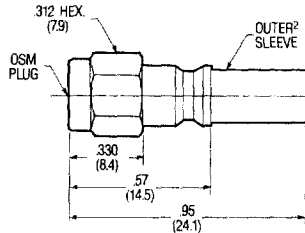
Military Part Number	M/A-COM Part Number	Outline	Assembly Procedure	Category ²	Cable	Commercial Alternate
-3006	2031-8006-92 ¹	5	20-510	A	I	---
-3007	2031-8007-92 ¹	5	20-510	A	II	---
-3008	2031-8008-92 ¹	6	20-511	A	III	---
-3009	2031-8009-92 ¹	6	20-511	A	IV	---
-3010	2031-8010-92 ¹	6	20-511	A	V	---
B3011	2031-8011-92	5	20-512	B	I	2031-5102
B3012	2031-8012-92	6	20-513	B	II	2031-5012
B3013	2031-8013-92	6	20-516	B	III	---
B3014	2031-8014-92	6	20-513	B	VI	2031-5055
B3015	2031-8015-92	6	20-513	B	VII	2031-5005
B3016	2031-8016-92	6	20-513	B	VIII	2031-5005
B3017	2031-8017-92	6	20-513	B	V	2031-5055
B3018	2031-8018-92	5	20-512	B	I	2031-5102
B3019	2031-8019-92	5	20-512	B	II	2031-5012
B3020	2031-8020-92	6	20-514	B	III	---
B3021	2031-8021-92	6	20-514	B	VI	2031-5055
B3022	2031-8022-92	6	20-514	B	VII	2031-5011
B3023	2031-8023-92	6	20-514	B	VIII	2031-5011
B3024	2031-8024-92	6	20-514	B	V	2031-5055
-3025	2031-8025-92	5	20-517	C	I	2031-5102
-3026	2031-8026-92	5	20-517	C	II	2031-5012
-3027	2031-8027-92	6	20-514	C	III	---
-3028	2031-8028-92	6	20-514	C	IX	2031-5011
-3029	2031-8029-92	6	20-514	C	X	2031-5055

1. Coupling nut is passivated; connector housing is gold plated for soldering of cable outer conductor (MIL-C-39012/55D Amendment 1, Note 9).

MIL-C-39012/55



5



6

Military Part Number	M/A-COM Part Number	Outline	Assembly Procedure	Category ²	Cable	Commercial Alternate
*-3106	2031-8106-92 ¹	5	20-510	A	I	---
*-3107	2031-8107-92 ¹	5	20-510	A	II	---
*-3108	2031-8108-92 ¹	6	20-511	A	III	---
*-3109	2031-8109-92 ¹	6	20-511	A	IV	---
*-3110	2031-8110-92 ¹	6	20-511	A	V	---
*B3111	2031-8111-92	5	20-512	B	I	2031-5012
*B3112	2031-8112-92	6	20-513	B	II	2031-5012
*B3113	2031-8113-92	6	20-516	B	III	---
*B3114	2031-8114-92	6	20-513	B	VI	2031-5055
*B3115	2031-8115-92	6	20-513	B	VII	2031-5005
*B3116	2031-8116-92	6	20-513	B	VIII	2031-5005
*B3117	2031-8117-92	6	20-513	B	V	2031-5055
*B3118	2031-8118-92	5	20-512	B	I	2031-5012
*B3119	2031-8119-92	5	20-512	B	II	2031-5012
*B3120	2031-8120-92	6	20-514	B	III	---
*B3121	2031-8121-92	6	20-514	B	VI	2031-5056
*B3122	2031-8122-92	6	20-514	B	VII	2031-5011
*B3123	2031-8123-92	6	20-514	B	VIII	2031-5011
*B3124	2031-8124-92	6	20-514	B	V	2031-5056
*-3125	2031-8125-92	5	20-517	C	I	2031-5102
*-3126	2031-8126-92	5	20-517	C	II	2031-5012
*-3127	2031-8127-92	6	20-514	C	III	---
*-3128	2031-8128-92	6	20-514	C	IX	2031-5011
*-3129	2031-8129-92	6	20-514	C	X	2031-5056
-3502	2031-8052-92	6	20-515	D	XI	2031-5011
*-3602	2031-8162-92	6	20-515	D	XI	2031-5011

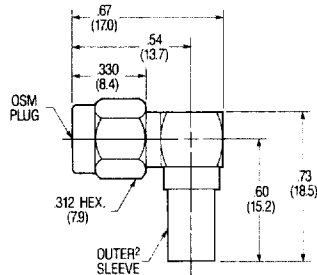
* No safety wire holes.

1. Coupling nut is passivated; connector housing is gold plated for soldering of cable outer conductor (MIL-C-39012/55D Amendment 1, Note 9).

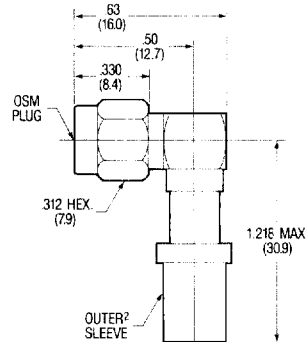
2. Category A: solder sleeve; Categories B, C and D: crimp sleeve.

See Appendix for description of interface, categories and cable types.

MIL-C-39012/56



7

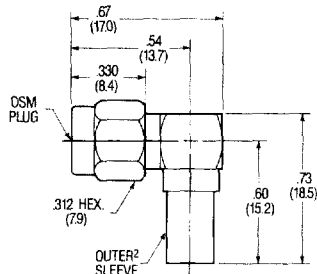


8

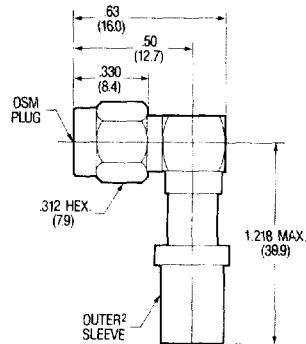
Military Part Number	M/A-COM Part Number	Outline	Assembly Procedure	Category ²	Cable	Commercial Alternate
-3006	2037-8006-92 ¹	7	20-518	A	I	---
-3007	2037-8007-92 ¹	7	20-519	A	II	2037-5006
-3008	2037-8008-92 ¹	7	20-518	A	III	---
-3009	2037-8009-92 ¹	7	20-519	A	IV	2037-5005
-3010	2037-8010-92 ¹	7	20-519	A	V	2037-5005
B3011	2037-8011-92	7	20-520	B	I	2037-5100
B3012	2037-8012-92	7	20-520	B	II	2037-5008
B3013	2037-8013-92	7	20-520	B	III	---
B3014	2037-8014-92	7	20-520	B	VI	2037-5056
B3015	2037-8015-92	7	20-520	B	VII	2037-5067
B3016	2037-8016-92	7	20-520	B	VIII	2037-5007
B3017	2037-8017-92	7	20-520	B	V	2037-5056
B3018	2037-8018-92	7	20-520	B	I	2037-5100
B3019	2037-8019-92	7	20-520	B	II	2037-5008
B3020	2037-8020-92	7	20-520	B	III	---
B3021	2037-8021-92	7	20-520	B	VI	2037-5056
B3022	2037-8022-92	7	20-520	B	VII	2037-5007
B3023	2037-8023-92	7	20-520	B	VIII	2037-5007
B3024	2037-8024-92	7	20-520	B	V	2037-5056
-3025	2037-8025-92	7	20-584	C	I	2037-5100
-3026	2037-8026-92	7	20-584	C	II	2037-5008
-3027	2037-8027-92	7	20-584	C	III	---
-3028	2037-8028-92	7	20-584	C	IX	2037-5007
-3029	2037-8029-92	7	20-584	C	X	2037-5056

1. Coupling nut is passivated; connector housing is gold plated for soldering of cable outer conductor (MIL-C-39012/56C Amendment 1, Note 9).
 2. Category A: solder sleeve; Categories B, C and D: crimp sleeve.
 See Appendix for description of interface, categories and cable types.

MIL-C-39012/56



7



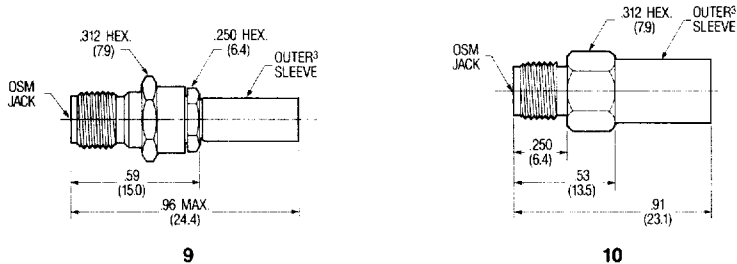
8

Military Part Number	M/A-COM Part Number	Outline	Assembly Procedure	Category ²	Cable	Commercial Alternate
*-3106	2037-8106-92 ¹	7	20-518	A	I	---
*-3107	2037-8107-92 ¹	7	20-519	A	II	2037-5006
*-3108	2037-8108-92 ¹	7	20-518	A	III	---
*-3109	2037-8109-92 ¹	7	20-519	A	IV	2037-5005
*-3110	2037-8110-92 ¹	7	20-519	A	V	2037-5005
*B3111	2037-8111-92	7	20-520	B	I	2037-5100
*B3112	2037-8112-92	7	20-520	B	II	2037-5008
*B3113	2037-8113-92	7	20-520	B	III	---
*B3114	2037-8114-92	7	20-520	B	VI	2037-5056
*B3115	2037-8115-92	7	20-520	B	VII	2037-5007
*B3116	2037-8116-92	7	20-520	B	VIII	2037-5007
*B3117	2037-8117-92	7	20-520	B	V	2037-5056
*B3118	2037-8118-92	7	20-520	B	I	2037-5100
*B3119	2037-8119-92	7	20-520	B	II	2037-5008
*B3120	2037-8120-92	7	20-520	B	III	---
*B3121	2037-8121-92	7	20-520	B	VI	2037-5056
*B3122	2037-8122-92	7	20-520	B	VII	2037-5007
*B3123	2037-8123-92	7	20-520	B	VIII	2037-5007
*B3124	2037-8124-92	7	20-520	B	V	2037-5056
*-3125	2037-8125-92	7	20-584	C	I	2037-5100
*-3126	2037-8126-92	7	20-584	C	II	2037-5008
*-3127	2037-8127-92	7	20-584	C	III	---
*-3128	2037-8128-92	7	20-584	C	IX	2037-5007
*-3129	2037-8129-92	7	20-584	C	X	2037-5056
-3502	2037-8052-92	8	20-522	D	XI	2037-5007
*-3602	2037-8162-92	8	20-522	D	XI	2037-5007

* No safety wire holes.

1. Coupling nut is passivated; connector housing is gold plated for soldering of cable outer conductor (MIL-C-39012/56C Amendment 1, Note 9).

MIL-C-39012/57



Military Part Number	M/A-COM Part Number	Outline	Assembly Procedure	Category ³	Cable	Commercial Alternate
-3006	2032-8006-92 ¹	9	20-524	A	I	---
-3007	2032-8007-92 ¹	9	20-524	A	II	---
-3008	2032-8008-90 ²	10	20-525	A	III	---
-3009	2032-8009-90 ²	10	20-525	A	IV	---
-3010	2032-8010-90 ²	10	20-525	A	V	---
B3011	2032-8011-92	9	20-526	B	I	2032-5026
B3012	2032-8012-92	9	20-526	B	II	2032-5009
B3013	2032-8013-92	10	20-527	B	III	---
B3014	2032-8014-92	10	20-527	B	VI	2032-5021
B3015	2032-8015-92	10	20-527	B	VII	2032-5007
B3016	2032-8016-92	10	20-527	B	VIII	2032-5007
B3017	2032-8017-92	10	20-527	B	V	2032-5021
B3018	2032-8018-92	10	20-526	B	I	2032-5026
B3019	2032-8019-92	10	20-526	B	II	2032-5009
B3020	2032-8020-92	9	20-528	B	III	---
B3021	2032-8021-92	9	20-528	B	VI	2032-5021
B3022	2032-8022-92	9	20-528	B	VII	2032-5007
B3023	2032-8023-92	9	20-528	B	VIII	2032-5007
B3024	2032-8024-92	9	20-528	B	V	2032-5021
-3025	2032-8025-92	9	20-523	C	I	2032-5026
-3026	2032-8026-92	9	20-523	C	II	2032-5009
-3027	2032-8027-92	10	20-528	C	III	---
-3028	2032-8028-92	10	20-528	C	IX	2032-5007
-3029	2032-8029-92	10	20-528	C	X	2032-5021
-3502	2032-8052-92	10	20-529	D	XI	2032-5007

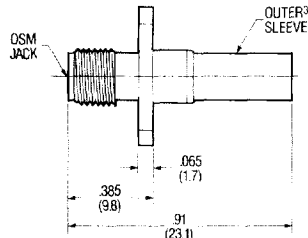
1. Solder sleeve to be gold plated, all other stainless steel parts passivated (MIL-C-39012/57D Amendment 1, Note 8).

2. Housing to be gold plated (MIL-C-39012/57D Amendment 1, Note 8).

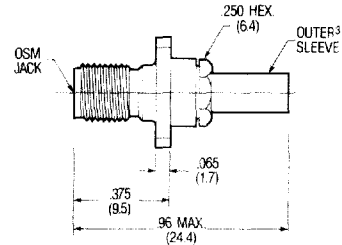
3. Category A: solder sleeve; Categories B, C and D: crimp sleeve.

See Appendix for description of interface, categories and cable types.

MIL-C-39012/58



11



12

Military Part Number	M/A-COM Part Number	Outline	Assembly Procedure	Category ³	Cable	Commercial Alternate
-3006	2036-8006-92 ¹	12	20-530	A	I	---
-3007	2036-8007-92 ¹	12	20-530	A	II	---
-3008	2036-8008-90 ²	11	20-531	A	III	---
-3009	2036-8009-90 ²	11	20-531	A	IV	---
-3010	2036-8010-90 ²	11	20-531	A	V	---
B3011	2036-8011-92	12	20-532	B	I	2036-5015
B3012	2036-8012-92	12	20-532	B	II	2036-5004
B3013	2036-8013-92	11	20-533	B	III	---
B3014	2036-8014-92	11	20-533	B	VI	2036-5014
B3015	2036-8015-92	11	20-533	B	VII	2036-5003
B3016	2036-8016-92	11	20-533	B	VIII	2036-5000
B3017	2036-8017-92	11	20-533	B	V	2036-5014
B3018	2036-8018-92	12	20-532	B	I	2036-5015
B3019	2036-8019-92	12	20-532	B	II	2036-5004
B3020	2036-8020-92	11	20-534	B	III	---
B3021	2036-8021-92	11	20-534	B	VI	2036-5014
B3022	2036-8022-92	11	20-534	B	VII	2036-5003
B3023	2036-8023-92	11	20-534	B	VIII	2036-5003
B3024	2036-8024-92	11	20-534	B	V	2036-5014
-3025	2036-8025-92	12	20-542	C	I	2036-5015
-3026	2036-8026-92	12	20-542	C	II	2036-5004
-3027	2036-8027-92	11	20-534	C	III	---
-3028	2036-8028-92	11	20-534	C	IX	2036-5003
-3029	2036-8029-92	11	20-534	C	X	2036-5014
-3502	2036-8052-92	11	20-535	D	XI	2036-5003

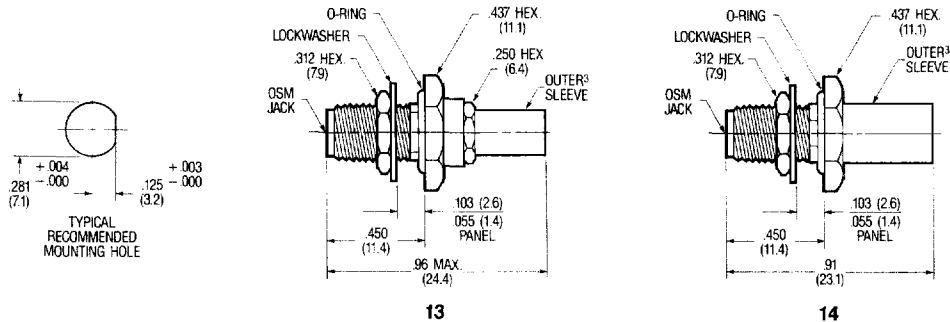
1. Solder sleeve to be gold plated, all other stainless steel parts passivated (MIL-C-39012/58D Amendment 1, Note 8).

2. Housing to be gold plated (MIL-C-39012/58D Amendment 1, Note 8).

3. Category A: solder sleeve; Categories B, C and D: crimp sleeve.

See Appendix for description of interface, categories and cable types.

MIL-C-39012/59



Military Part Number	M/A-COM Part Number	Outline	Assembly Procedure	Category ³	Cable	Commercial Alternate
-3006	2034-8006-92 ¹	13	20-536	A	I	---
-3007	2034-8007-92 ¹	13	20-536	A	II	---
-3008	2034-8008-90 ²	14	20-537	A	III	---
-3009	2034-8009-90 ²	14	20-537	A	IV	---
-3010	2034-8010-90 ²	14	20-537	A	V	---
B3011	2034-8011-92	13	20-538	B	I	2034-5001
B3012	2034-8012-92	13	20-538	B	II	2034-5002
B3013	2034-8013-92	14	20-539	B	III	---
B3014	2034-8014-92	14	20-539	B	VI	2034-5023
B3015	2034-8015-92	14	20-539	B	VII	2034-5004
B3016	2034-8016-92	14	20-539	B	VIII	2034-5004
B3017	2034-8017-92	14	20-539	B	V	2034-5029
B3018	2034-8018-92	13	20-538	B	I	2034-5031
B3019	2034-8019-92	13	20-538	B	II	2034-5005
B3020	2034-8020-92	14	20-540	B	III	---
B3021	2034-8021-92	14	20-540	B	VI	2034-5026
B3022	2034-8022-92	14	20-540	B	VII	2034-5004
B3023	2034-8023-92	14	20-540	B	VIII	2034-5004
B3024	2034-8024-92	14	20-540	B	V	2034-5029
-3025	2034-8025-92	13	20-538	C	I	2034-5031
-3026	2034-8026-92	13	20-538	C	II	2034-5006
-3027	2034-8027-92	14	20-540	C	III	---
-3028	2034-8028-92	14	20-540	C	IX	2034-5004
-3029	2034-8029-92	14	20-540	C	X	2034-5023
-3502	2034-8052-92	14	20-541	D	XI	2034-5004

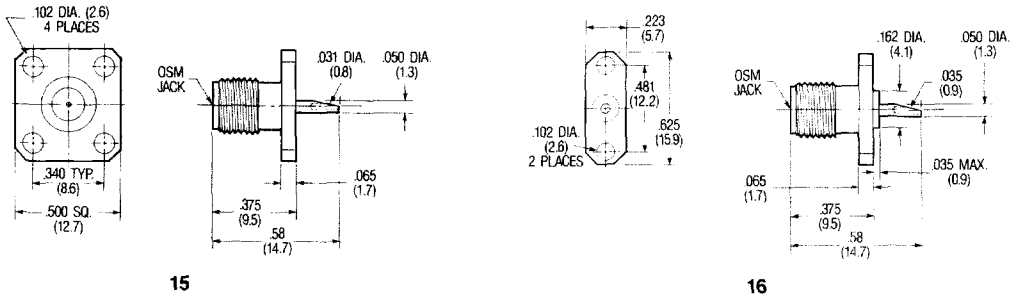
1. Solder sleeve to be gold plated, all other stainless steel parts passivated (MIL-C-39012/59D Amendment 1, Note B).

2. Housing to be gold plated (MIL-C-39012/59D Amendment 1, Note B).

3. Category A: solder sleeve; Categories B, C and D: crimp sleeve.

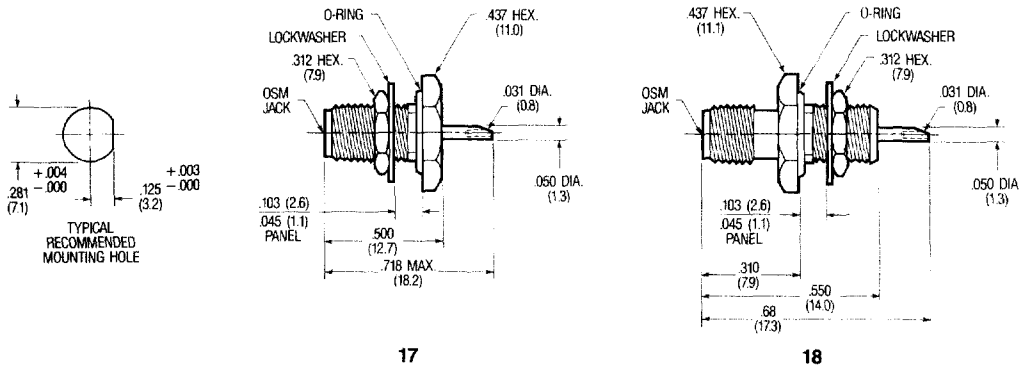
See Appendix for description of interface, categories and cable types.

MIL-C-39012/60



Military Part Number	M/A-COM Part Number	Outline	Assembly Procedure	Category	Cable	Commercial Alternate
-3001	2052-8001-92	15	—	—	—	2052-5000
-3002	2052-8002-92	16	—	—	—	2052-1000

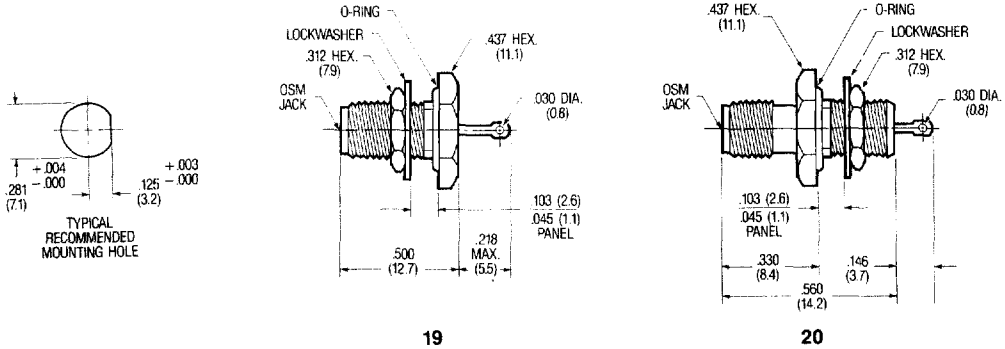
MIL-C-39012/61



Military Part Number	M/A-COM Part Number	Outline	Assembly Procedure	Category	Cable	Commercial Alternate
-3001	2056-8011-92	17	—	—	—	2056-1100
-3002	2058-8012-92	18	—	—	—	2058-0005

See Appendix for description of interface.

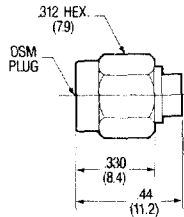
MIL-C-39012/62 (Hermetically Sealed)



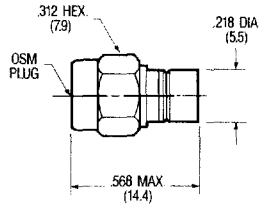
Military Part Number	M/A-COM Part Number	Outline	Assembly Procedure	Category	Cable	Commercial Alternate
-3001	2056-8001-92	19	—	—	—	2056-8000
-3002	2058-8002-92	20	—	—	—	2058-8000

See Appendix for description of interface.

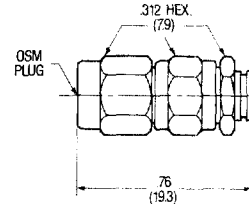
MIL-C-39012/79



21



22



23

Military Part Number	M/A-COM Part Number	Outline	Assembly Procedure	Category	Cable	Commercial Alternate
B3001	2001-8001-92	21	20-543	B	XII	2001-5032
B3002	2001-8002-92	21	20-544	B	XIII	2001-5003
B3003	2001-8003-92	23	20-545	B	XII	2001-7885
B3003	2001-8203-92 ¹	22	20-574	B	XII	2001-5342
B3003	2001-8991-92	22 ²	20-583	B	XII	2001-5385-02
B3004	2001-8004-92	23	20-546	B	XIII	2001-7841
B3004	2001-8204-92 ¹	22	20-565	B	XIII	2001-5341
-3007	2001-8007-92	23	20-545	E	XII	2001-7885
-3008	2001-8008-92	23	20-546	E	XIII	2001-7841
*B3101	2001-8101-92	21	20-543	B	XII	2001-5032
*B3102	2001-8102-92	21	20-544	B	XIII	2001-5003
*B3103	2001-8103-92	23	20-545	B	XII	2001-7885
*B3103	2001-8303-92 ¹	22	20-574	B	XII	2001-7585
*B3103	2001-8981-92	22 ²	20-583	B	XII	2001-5385-02
*B3104	2001-8104-92	23	20-546	B	XIII	2001-7841
*B3104	2001-8304-92 ¹	22	20-565	B	XIII	2001-7642
*-3107	2001-8107-92	23	20-545	E	XII	2001-7885
*-3108	2001-8108-92	23	20-546	E	XIII	2001-7841
-3207	2001-8207-92 ¹	22	20-575	F	XII	2001-5342
-3208	2001-8208-92 ¹	22	20-576	F	XIII	2001-5341
*-3307	2001-8307-92 ¹	22	20-575	F	XII	2001-7585
*-3308	2001-8308-92 ¹	22	20-576	F	XIII	2001-7642
-3311	2001-8311-92	22	20-588	F	XII	2001-5385

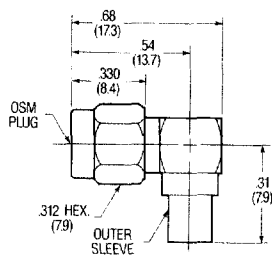
* No safety wire holes.

1. OSCC Solderless Compression Crimp version.

2. Low profile version; overall length .393 max. (10.0).

See Appendix for description of interface, categories and cable types.

MIL-C-39012/80

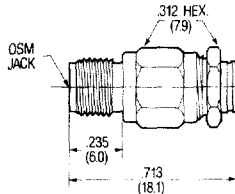
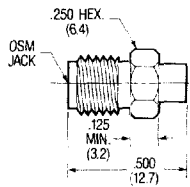


24

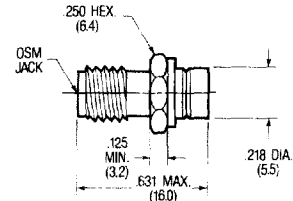
Military Part Number	M/A-COM Part Number	Outline	Assembly Procedure	Category	Cable	Commercial Alternate
B3001	2007-8001-92	24	20-547	B	XII	2007-5055
B3002	2007-8002-92	24	20-548	B	XIII	2007-5054
B3003	2007-8003-92	24	20-547	B	XII	—
B3004	2007-8004-92	24	20-548	B	XIII	—
-3005	2007-8005-92	24	20-562	E	XII	2007-5055
-3006	2007-8006-92	24	20-563	E	XIII	2007-5054
-3007	2007-8007-92	24	20-562	E	XII	2007-5055
-3008	2007-8008-92	24	20-563	E	XIII	2007-5054
*B3101	2007-8101-92	24	20-547	B	XII	2007-5055
*B3102	2007-8102-92	24	20-548	B	XIII	2007-5054
*B3103	2007-8103-92	24	20-547	B	XII	2007-5055
*B3104	2007-8104-92	24	20-548	B	XIII	2007-5054
*-3105	2007-8105-92	24	20-562	E	XII	2007-5055
*-3106	2007-8106-92	24	20-563	E	XIII	2007-5054
*-3107	2007-8107-92	24	20-562	E	XII	2007-5055
*-3108	2007-8108-92	24	20-563	E	XIII	2007-5054

* No safety wire holes.
See Appendix for description of interface, categories and cable types.

MIL-C-39012/81



26

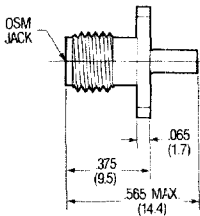
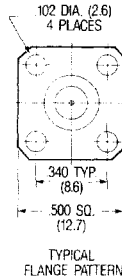


27

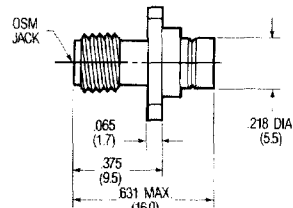
Military Part Number	M/A-COM Part Number	Outline	Assembly Procedure	Category	Cable	Commercial Alternate
B3001	2002-8001-90	25	20-549	B	XII	2002-5016
B3002	2002-8002-90	25	20-550	B	XIII	2002-5015
B3003	2002-8003-92	26	20-551	B	XII	2002-7685
B3003	2002-8203-92 ¹	27	20-568	B	XII	2002-7685
B3004	2002-8004-92	26	20-552	B	XIII	2002-7641
B3004	2002-8204-92 ¹	27	20-569	B	XIII	2002-7641
-3005	2002-8005-90	25	20-549	E	XII	2002-5016
-3006	2002-8006-90	25	20-550	E	XIII	2002-5015
-3007	2002-8007-92	26	20-551	E	XII	2002-7685
-3008	2002-8008-92	26	20-552	E	XIII	2002-7641
-3207	2002-8207-92 ¹	27	20-577	F	XII	2002-7685
-3208	2002-8208-92 ¹	27	20-578	F	XIII	2002-7641

1. OSCC Solderless Compression Crimp version.
See Appendix for description of interface, categories and cable types.

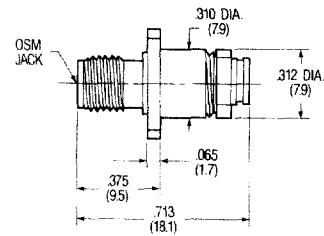
MIL-C-39012/82



28



29

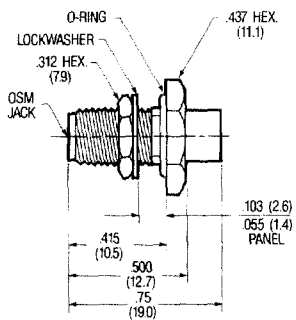
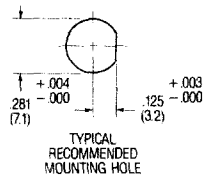


30

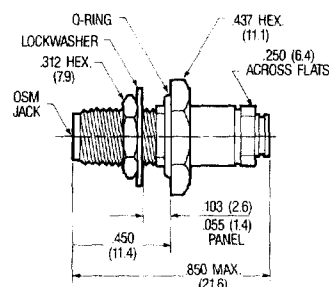
Military Part Number	M/A-COM Part Number	Outline	Assembly Procedure	Category	Cable	Commercial Alternate
B3001	2006-8001-90	28	20-553	B	XII	2006-7512
B3002	2006-8002-90	28	20-554	B	XIII	2006-7541
B3003	2006-8003-92	30	20-555	B	XII	2006-7565
B3003	2006-8203-92 ¹	29	20-568	B	XII	2006-7565
B3004	2006-8004-92	30	20-556	B	XIII	2006-7541
B3004	2006-8204-92 ¹	29	20-569	B	XIII	2006-7541
-3005	2006-8005-90	28	20-553	E	XII	2006-7512
-3006	2006-8006-90	28	20-554	E	XIII	2006-7541
-3007	2006-8007-92	30	20-555	E	XII	2006-7565
-3008	2006-8008-92	30	20-556	E	XIII	2006-7541
-3207	2006-8207-92 ¹	29	20-577	F	XII	2006-7565
-3208	2006-8208-92 ¹	29	20-578	F	XIII	2006-7541

1. OSCC Solderless Compression Crimp version.
See Appendix for description of interface, categories and cable types.

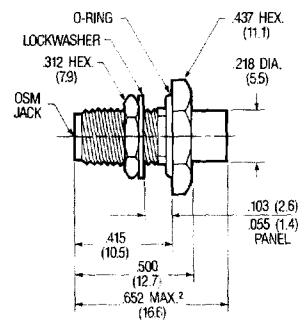
MIL-C-39012/83



31



32



33

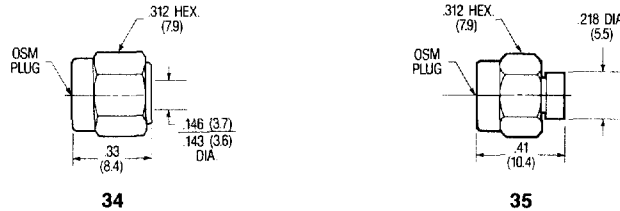
Military Part Number	M/A-COM Part Number	Outline	Assembly Procedure	Category	Cable	Commercial Alternate
B3001	2004-8001-90	31	20-557	B	XII	2004-7985
B3002	2004-8002-90	31	20-558	B	XIII	2004-7941
B3003	2004-8003-92	32	20-559	B	XII	2004-7885
B3003 ¹	2004-8203-92 ¹	33	20-570	B	XII	2004-7685
B3004	2004-8004-92	32	20-560	B	XIII	2004-7941
B3004 ¹	2004-8204-92 ¹	33	20-571	B	XIII	2004-7641
-3005	2004-8005-90	31	20-557	E	XII	2004-7985
-3006	2004-8006-90	31	20-558	E	XIII	2004-7941
-3007	2004-8007-92	32	20-559	E	XII	2004-7885
-3008	2004-8008-92	32	20-560	E	XIII	2004-7941
-3207 ^{1, 2}	2004-8207-92 ^{1, 2}	33	20-579	F	XII	2004-7685
-3208 ^{1, 2}	2004-8208-92 ^{1, 2}	33	20-580	F	XIII	2004-7641

1. OSCC Solderless Compression Crimp version.

2. Category F Only; Overall length; 620 Max. (15.7).

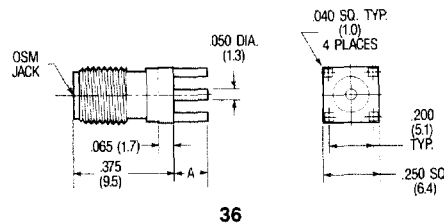
See Appendix for description of interface, categories and cable types.

MIL-C-39012/92



Military Part Number	M/A-COM Part Number	Outline	Assembly Procedure	Category	Cable	Commercial Alternate
B3001	2001-8901-92	34	20-561	B	XIII	2001-7941
B3001 ¹	2001-8921-92 ¹	35	20-572	B	XIII	2001-5340
B3001 ¹	2001-8941-92 ¹	34	20-573	B	XIII	2001-5363
*B3101	2001-8911-92	34	20-561	B	XIII	2001-7941
*B3101 ¹	2001-8931-92 ¹	35	20-572	B	XIII	2001-7641
*B3101 ¹	2001-8951-92 ¹	34	20-573	B	XIII	2001-5363
-3201 ¹	2001-8201-92 ¹	35	20-581	F	XIII	2001-5340
*-3301 ¹	2001-8301-92 ¹	35	20-581	F	XIII	2001-7641

MIL-C-39012/93



Military Part Number	M/A-COM Part Number	Outline	Dim. A Inches (mm)	Commercial Alternate
-3001	2062-8001-90	36	.155 (3.9)	2062-0000
-3002	2062-8002-90	36	.125 (3.2)	---
-3003	2062-8003-90	36	.093 (2.4)	---

* No safety wire holes.
1. OSCC Solderless Compression Crimp version.
See Appendix for description of interface, categories and cable types.