


## Features

- Size: 8 mm diameter, 6 mm length
- Low capacitance
- High insulation resistance
- RoHS compliant\*
-  UL Recognized

## Applications

- Telecommunications equipment
- Industrial equipment/electronics
- Consumer electronics

# 2045 Series Medium Duty 2-Electrode Gas Discharge Tube

## Characteristics

Test Methods per ITU-T (CCITT) K.12 and IEEE C62.31.

Characteristic	Model No.					
	2045-07	2045-09	2045-12	2045-13	2045-14	2045-23
DC Sparkover $\pm 30\%$ @ 100 V/s	75 V	90 V	120 V	130 V	145 V	230 V
Impulse Sparkover <sup>(1)</sup>						
100 V/ $\mu$ s	< 500 V	< 500 V	< 500 V	< 500 V	< 500 V	< 500 V
1000 V/ $\mu$ s	< 600 V	< 600 V	< 700 V	< 700 V	< 700 V	< 700 V

Characteristic	Model No.				
	2045-25	2045-30	2045-35	2045-40	2045-47
DC Sparkover $\pm 30\%$ @ 100 V/s	250 V	300 V	350 V	400 V	470 V
Impulse Sparkover <sup>(1)</sup>					
100 V/ $\mu$ s	< 500 V	< 700 V	< 700 V	< 800 V	< 900 V
1000 V/ $\mu$ s	< 700 V	< 900 V	< 900 V	< 1000 V	< 1100 V

<sup>(1)</sup> Impulse Sparkover voltage is defined as typical values of distribution.

Insulation Resistance (IR) <sup>(2)</sup> .....	50 / 100 / 250 Vdc .....	> 10 G $\Omega$
Glow Voltage .....	10 mA.....	~ 70 V
Arc Voltage .....	1 A .....	~ 10 V
Glow-Arc Transition Current .....	.....	< 1 A
Maximum Capacitance .....	1 MHz.....	< 1.5 pF
Impulse Discharge Current.....	15,000 A, 8/20 $\mu$ s .....	1 operation
	10,000 A, 8/20 $\mu$ s .....	10 operations
Alternating Discharge Current .....	5 A, 50 Hz, 1 second. ....	1 operation
	65 A, Single, 9 cycles .....	1 operation
Impulse Life .....	100 A 10/1000 $\mu$ s .....	500 operations
Storage Temperature.....	.....	-40 to +150 °C
Operating Temperature.....	.....	-30 to +85 °C
DC Holdover Voltage <sup>(3)</sup> .....	.....	< 150 ms
Climatic Category (IEC 60068-1).....	.....	40 / 90 / 21

### Notes:

- UL Recognized component, UL File E153537.
- At delivery AQL 0.65, level II DIN ISO 2859.

<sup>(2)</sup> DC Breakdown Voltage	DC Measuring Voltage
75–90 V	50 V
120–400 V	100 V
470	250 V

<sup>(3)</sup> DC Breakdown Voltage	DC Holdover Voltage
75–145 V	52 V
230 V	80 V
250 V	135 V
300–470 V	150 V



**WARNING Cancer and Reproductive Harm**  
[www.P65Warnings.ca.gov](http://www.P65Warnings.ca.gov)

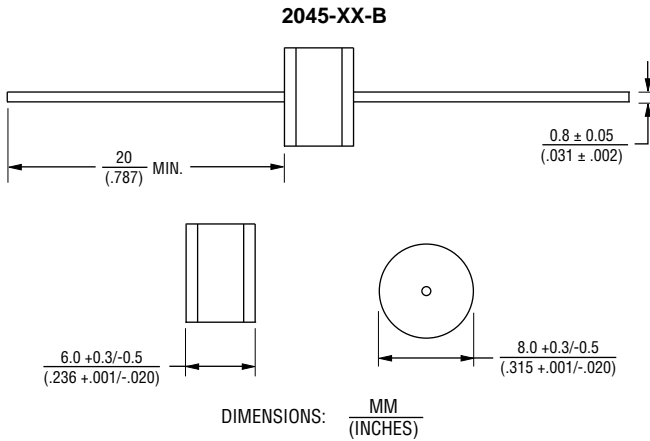
\*RoHS Directive 2015/863, Mar 31, 2015 and Annex.

Specifications are subject to change without notice. Users should verify actual device performance in their specific applications. The products described herein and this document are subject to specific legal disclaimers as set forth on the last page of this document, and at [www.bourns.com/docs/legal/disclaimer.pdf](http://www.bourns.com/docs/legal/disclaimer.pdf).

# 2045 Series Medium Duty 2-Electrode Gas Discharge Tube

**BOURNS®**

## Product Dimensions

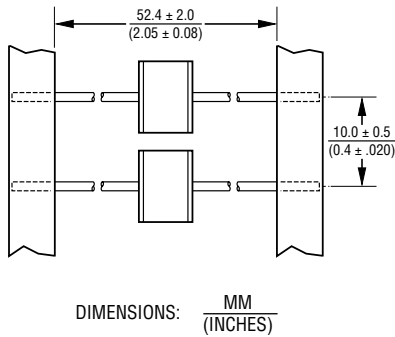


Note: Custom leadforms available - please contact Bourns for details.

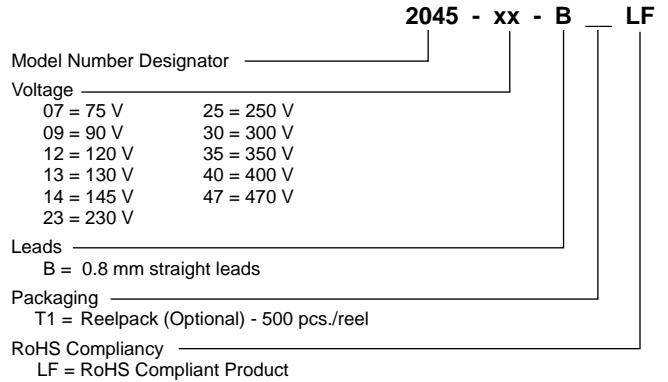
## Packaging Specifications

The reelpack (-BT1LF) contains 500 pieces per reel. Reel is 330 mm in diameter and 68 mm wide. Two reels per box (1K units).

**2045-XX-BT1LF — 0.8 mm (0.032 in.) dia. lead wire**



## How to Order



**BOURNS®**

Asia-Pacific: Tel: +886-2 2562-4117 • Email: asiacus@bourns.com

EMEA: Tel: +36 88 885 877 • Email: eurocus@bourns.com

The Americas: Tel: +1-951 781-5500 • Email: americus@bourns.com

[www.bourns.com](http://www.bourns.com)

REV. C 09/19

Specifications are subject to change without notice.

Users should verify actual device performance in their specific applications.

The products described herein and this document are subject to specific legal disclaimers as set forth on the last page of this document, and at [www.bourns.com/docs/legal/disclaimer.pdf](http://www.bourns.com/docs/legal/disclaimer.pdf)