




Features

- Size: 12.7 mm diameter, 12.7 mm length
- Long service life
- High surge current rated
- Low capacitance and insertion loss
- Tube with contact terminals available
- RoHS compliant* versions available
-  UL Recognized

Applications

- Telecommunications equipment
- Industrial equipment/electronics

2047 Series High Current 2-Electrode Gas Discharge Tube

Characteristics

Test Methods per ITU-T K.12, IEEE C62.31 and IEC 61643-311 GDT standards.

Characteristic	Model No.			
	2047-09	2047-15	2047-23	2047-35
DC Sparkover $\pm 20\%$ @ 100 V/s ⁽¹⁾	90 V	150 V	230 V	350 V
Impulse Sparkover ⁽²⁾				
100 V/ μ s Typical / For 99 % of Values	350 / 450 V	350 / 450 V	450 / 500 V	475 / 550 V
1000 V/ μ s Typical / For 99 % of Values	600 / 650 V	550 / 600 V	600 / 650 V	725 / 800 V

Insulation Resistance (IR)	50 V / 100 V	> 10 ⁹ Ω
Glow Voltage	10 mA	~ 80 V
Arc Voltage	@ 2 A	~ 12 V
Glow-Arc Transition Current		< 1 A
Capacitance	1 MHz	< 5 pF
Impulse Discharge Current	40,000 A, 8/20 μ s ⁽¹⁾	10 operations
	> 4,000 A, 10/350 μ s ⁽¹⁾	> 10 operations
	> 8,000 A, 10/350 μ s	> 1 operation
	> 1,000 A 10/1000 μ s	> 1000 operations
Alternating Discharge Current	> 20 A, 1 sec.	> 20 operations
	> 40 A, 1 sec.	1 operation min.
	> 200 A, 11 cycles	1 operation min.
Operating and Storage Temperature,		-40 to +90 °C
Climatic Category (IEC 60068-1)		40/90/21
Moisture Sensitivity Level		1
ESD Classification (Passive Component HBM)		6

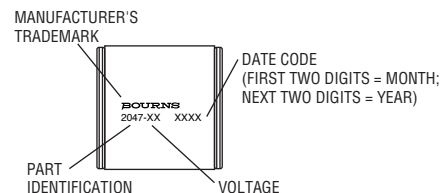
Notes:

- At delivery AQL 0.65, level II DIN ISO 2859.
- UL Recognized component, UL File E153537.
- ⁽¹⁾ DC Sparkover may exceed $\pm 25\%$ after discharge, but will continue to protect without venting.
- ⁽²⁾ Impulse Sparkover voltage is defined as typical values of distribution.

How to Order

	2047 - xx - X LF
Model Number Designator	_____
Voltage (Divided by 10)	_____
09 = 90 V	23 = 230 V
15 = 150 V	35 = 350 V
Contact Terminals	_____
A = None	
B = Optional	
Packaging	_____
Blank = Bulk Packaging (Standard) - 50 pcs. per box	
Plating Option	_____
Blank = Standard Product - Tin/Lead Plating	
LF = RoHS Compliant Product - Sn Plating	
Ni = RoHS Compliant Product - Nickel Plating	

Typical Part Marking



*RoHS Directive 2015/863, Mar 31, 2015 and Annex.

Specifications are subject to change without notice.

Users should verify actual device performance in their specific applications.

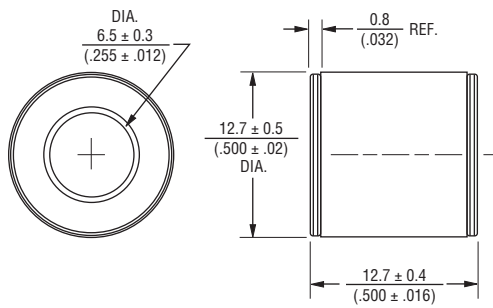
The products described herein and this document are subject to specific legal disclaimers as set forth on the last page of this document, and at www.bourns.com/docs/legal/disclaimer.pdf

2047 Series High Current 2-Electrode Gas Discharge Tube

BOURNS®

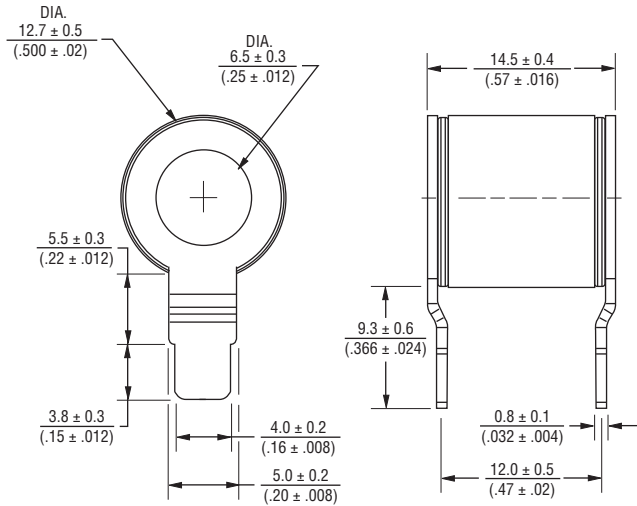
Product Dimensions

2047-xx-A



DIMENSIONS: $\frac{\text{MM}}{\text{(INCHES)}}$

2047-xx-B



BOURNS®

Asia-Pacific: Tel: +886-2 2562-4117 • Email: asiacus@bourns.com

EMEA: Tel: +36 88 885 877 • Email: eurocus@bourns.com

The Americas: Tel: +1-951 781-5500 • Email: americus@bourns.com

www.bourns.com

REV. O 19/19

Specifications are subject to change without notice.

Users should verify actual device performance in their specific applications.

The products described herein and this document are subject to specific legal disclaimers as set forth on the last page of this document, and at www.bourns.com/docs/legal/disclaimer.pdf.