


Features

- Size: 8 mm diameter, 6 mm length
- Low capacitance
- High insulation resistance
- RoHS compliant*
-  UL Recognized

Applications

- Telecommunications equipment
- Industrial equipment/electronics
- Consumer electronics

2049 Series Medium Duty 2-Electrode Gas Discharge Tube

Characteristics

Test Methods per ITU-T K.12 and IEC 61643-311.

Characteristic	Model No.					
	2049-07	2049-09	2049-12	2049-13	2049-14	2049-23
DC Sparkover $\pm 30\%$ @ 100 V/s	75 V	90 V	120 V	130 V	145 V	230 V
Impulse Sparkover ⁽¹⁾						
100 V/ μ s	< 500 V	< 500 V	< 500 V	< 500 V	< 500 V	< 500 V
1000 V/ μ s	< 600 V	< 600 V	< 700 V	< 700 V	< 700 V	< 700 V

Characteristic	Model No.					
	2049-25	2049-30	2049-35	2049-40	2049-47	2049-60
DC Sparkover $\pm 30\%$ @ 100 V/s	250 V	300 V	350 V	400 V	470 V	600 V
Impulse Sparkover ⁽¹⁾						
100 V/ μ s	< 500 V	< 700 V	< 700 V	< 800 V	< 900 V	< 1100 V
1000 V/ μ s	< 700 V	< 900 V	< 900 V	< 1000 V	< 1100 V	< 1300 V

⁽¹⁾ Impulse Sparkover voltage is defined as typical values of distribution.

Insulation Resistance (IR) ⁽²⁾	50 / 100 / 250 Vdc	> 10 G Ω
Glow Voltage	10 mA.....	~ 70 V
Arc Voltage	1 A.....	~ 10 V
Glow-Arc Transition Current		< 1 A
Maximum Capacitance	1 MHz.....	< 1.5 pF
Impulse Discharge Current.....	20,000 A, 8/20 μ s	1 operation
	15,000 A, 8/20 μ s	10 operations
Alternating Discharge Current	20 A, 50 Hz, 1 sec.	1 operation
	65 A, Single, 9 cycles	1 operation
Impulse Life	100 A 10/1000 μ s	500 operations
Operating Temperature.....		-30 to +85 °C
Storage Temperature.....		-40 to +150 °C
DC Holdover Voltage ⁽³⁾		< 150 ms
Climatic Category (IEC 60068-1).....		40 / 90 / 21

Notes:

- UL Recognized component, UL File E153537.
- At delivery AQL 0.65, level II DIN ISO 2859.

⁽²⁾ DC Breakdown Voltage	DC Measuring Voltage
75–90 V	50 V
120–400 V	100 V
470–600 V	250 V

⁽³⁾ DC Breakdown Voltage	DC Holdover Voltage
75–145 V	52 V
230 V	80 V
250 V	135 V
300–600 V	150 V



WARNING Cancer and Reproductive Harm
www.P65Warnings.ca.gov

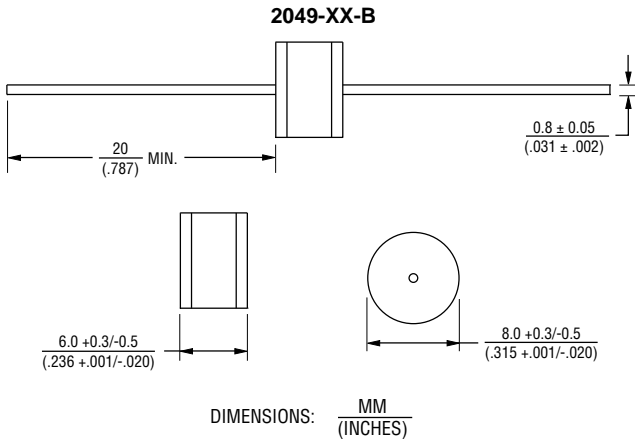
*RoHS Directive 2015/863, Mar 31, 2015 and Annex.

Specifications are subject to change without notice. Users should verify actual device performance in their specific applications. The products described herein and this document are subject to specific legal disclaimers as set forth on the last page of this document, and at www.bourns.com/docs/legal/disclaimer.pdf

2049 Series Medium Duty 2-Electrode Gas Discharge Tube

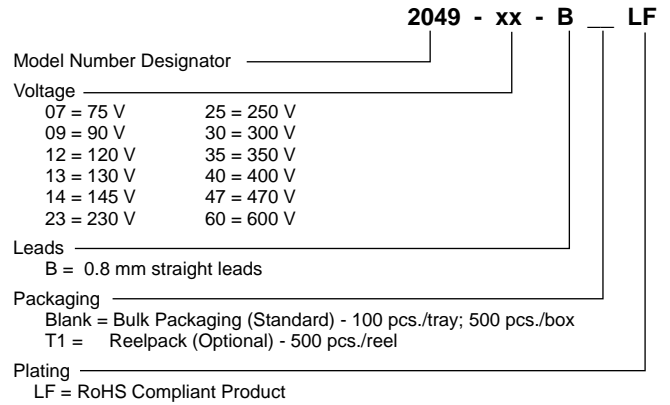
BOURNS®

Product Dimensions



Note: Custom leadforms available - please contact Bourns for details.

How to Order

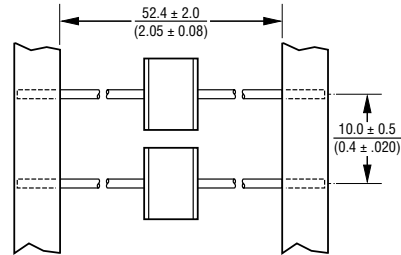


Packaging Specifications

Model 2049-xx-BLF ships standard bulk pack, 100 pieces per tray; 5 trays per box (500 units).

The optional reelpack (-BT1LF) contains 500 pieces per reel. Reel is 330 mm in diameter and 68 mm wide. Two reels per box (1K units).

2049-XX-BT1LF — 0.8 mm (0.032 in.) dia. lead wire



DIMENSIONS: $\frac{\text{MM}}{\text{(INCHES)}}$

BOURNS®

Asia-Pacific: Tel: +886-2 2562-4117 • Email: asiacus@bourns.com

EMEA: Tel: +36 88 885 877 • Email: eurocus@bourns.com

The Americas: Tel: +1-951 781-5500 • Email: americus@bourns.com

www.bourns.com

REV. C 09/19

Specifications are subject to change without notice.

Users should verify actual device performance in their specific applications.

The products described herein and this document are subject to specific legal disclaimers as set forth on the last page of this document, and at www.bourns.com/docs/legal/disclaimer.pdf.