


## Features

- Compact size: 5.5 mm diameter, 6 mm length
- Low capacitance
- Low leakage
- RoHS compliant\*
-  UL Recognized

## Applications

- Telecommunications equipment
- Industrial equipment/electronics
- Consumer electronics

# 2057 Series Light Duty 2-Electrode Miniature Gas Discharge Tube

## Characteristics

Test Methods per ITU-T K.12 and IEC 61643-311.

Characteristic	Model No.					
	2057-07	2057-09	2057-12	2057-13	2057-15	2057-23
DC Sparkover $\pm 20\%$ @ 100 V/s	75 V	90 V	120 V	130 V	150 V	230 V
Impulse Sparkover <sup>(1)</sup>						
	100 V/ $\mu$ s	< 700 V	< 600 V	< 600 V	< 600 V	< 600 V
1000 V/ $\mu$ s	< 800 V	< 700 V	< 700 V	< 700 V	< 700 V	< 700 V

Characteristic	Model No.				
	2057-25	2057-30	2057-35	2057-40	2057-47
DC Sparkover $\pm 20\%$ @ 100 V/s	250 V	300 V	350 V	400 V	470 V
Impulse Sparkover <sup>(1)</sup>					
	100 V/ $\mu$ s	< 600 V	< 700 V	< 700 V	< 800 V
1000 V/ $\mu$ s	< 700 V	< 900 V	< 900 V	< 1000 V	< 1100 V

<sup>(1)</sup> Impulse Sparkover voltage is defined as typical values of distribution.

Insulation Resistance (IR) <sup>(2)</sup>	50 / 100 / 250 Vdc	> 1 G $\Omega$
Glow Voltage	10 mA	~ 70 V
Arc Voltage	1 A	~ 10 V
Glow-Arc Transition Current		< 1 A
Maximum Capacitance	1 MHz	< 1 pF
Maximum Impulse Discharge Current	10,000 A, 8/20 $\mu$ s	1 operation
	5,000 A, 8/20 $\mu$ s	10 operations
Nominal Alternating Discharge Current	5 A, 50 Hz, 1 second	1 operation
	15 A, 9 cycles	1 operation
Impulse Life	100 A, 10/1000 $\mu$ s	300 operations
DC Holdover Voltage <sup>(3)</sup>		< 150 ms
Operating Temperature		-40 to +90 °C
Storage Temperature		-40 to +90 °C
Climatic Category (IEC 60068-1)		40 / 90 / 21

### Notes:

- UL Recognized component, UL File E153537.
- At delivery AQL 0.65, level II DIN ISO 2859

<sup>(2)</sup> DC Sparkover Voltage	DC Measuring Voltage
75–90 V	50 V
120–400 V	100 V
470 V	250 V

<sup>(3)</sup> Network Applied	DC Holdover Voltage
DC Sparkover Voltage	
75–145 V	52 V
230–250 V	80 V
300–470 V	150 V



**WARNING Cancer and Reproductive Harm**  
[www.P65Warnings.ca.gov](http://www.P65Warnings.ca.gov)

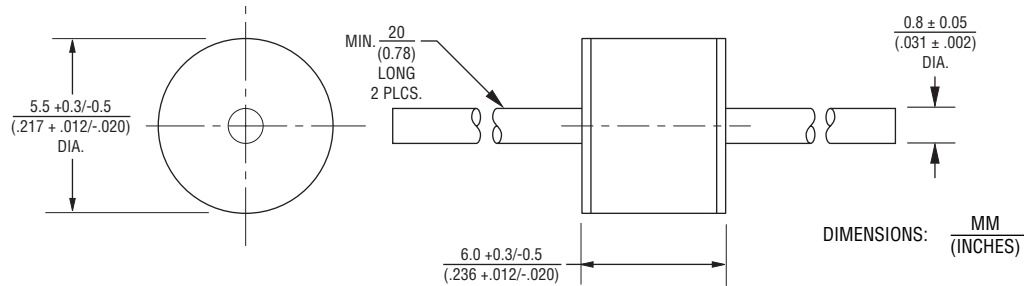
\*RoHS Directive 2015/863, Mar 31, 2015 and Annex.

Specifications are subject to change without notice. Users should verify actual device performance in their specific applications. The products described herein and this document are subject to specific legal disclaimers as set forth on the last page of this document, and at [www.bourns.com/docs/legal/disclaimer.pdf](http://www.bourns.com/docs/legal/disclaimer.pdf)

# 2057 Series Light Duty 2-Electrode Miniature Gas Discharge Tube

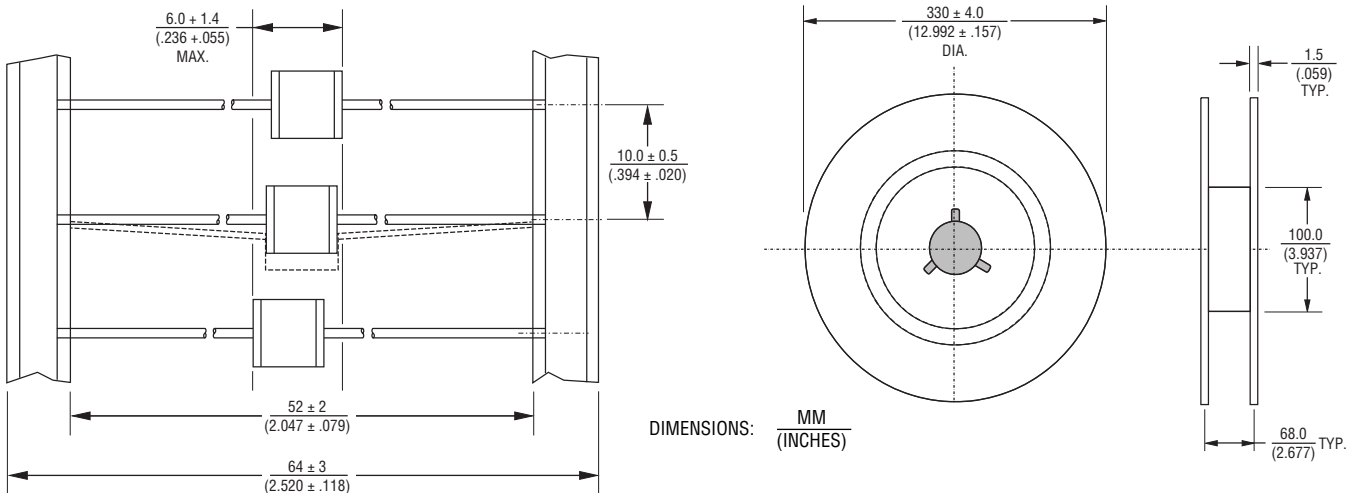
**BOURNS®**

## Product Dimensions



## Packaging Specifications

Model 2057 ships standard bulk, 100 pcs. per tray; 5 trays per box (500 units). The optional reelpack (-BT1) contains 500 pcs. per reel; 2 reels per box (1K units).



## How to Order

2057 - xx - B T1 LF

Model Number Designator

Voltage (Divided by 10)

07 = 75 V	25 = 250 V
09 = 90 V	30 = 300 V
12 = 120 V	35 = 350 V
13 = 130 V	40 = 400 V
15 = 150 V	47 = 470 V
23 = 230 V	

Leads

B = 0.8 mm

Packaging

(Blank) = Bulk Packaging (Standard)  
T1 = Reelpack (Optional)

RoHS Compliancy

LF = RoHS Compliant Product

**BOURNS®**

Asia-Pacific:

Tel: +886-2 2562-4117

Email: asiacus@bourns.com

Europe:

Tel: +36 88 885 877

Email: eurocus@bourns.com

The Americas:

Tel: +1-951 781-5500

Email: americus@bourns.com

www.bourns.com

REV. B 09/19

Specifications are subject to change without notice. Users should verify actual device performance in their specific applications.

The products described herein and this document are subject to specific disclaimers as set forth on the last page of this document, and at [www.bourns.com/legal/disclaimer.pdf](http://www.bourns.com/legal/disclaimer.pdf).