

LOC	DIST	REV	DESCRIPTION	DATE	OWN	APP'D
GP	00	A	RELEASED PER ECO-10-025263	10FEB2011	CJV	JTL
		A1	REVISED PER ECR-19-005696	09APR2019	IT	SH

1 MATERIAL:
 CAGE ASSEMBLY: 0.25mm THICK NICKEL SILVER ALLOY
 GASKET RETENTION PLATE: STAINLESS STEEL
 EMI GASKET: PLATED FILLED SILICONE
 HEATSINK: ALUMINUM
 HEATSINK CLIP: STAINLESS STEEL

2 FINISH:
 HEATSINK: ELECTROLESS NICKEL FOR 2057085-1 THRU -3
 HEATSINK: HARD COAT ANODIZED FOR 2057085-4
 HEATSINK CLIP: PASSIVATE

3. MATES WITH SFP MSA COMPLIANT TRANSCEIVERS.

4 PADS AND VIAS CHASSIS GROUND.

5 DATUM AND BASIC DIMENSION ESTABLISHED BY CUSTOMER.

6 MINIMUM PC BOARD THICKNESS:
 SINGLE SIDED = 1.45

7 REFERENCE APPLICATION SPEC. 114-13120, HOLE A, FOR RECOMMENDED DRILL HOLE DIAMETER AND PLATING THICKNESS.

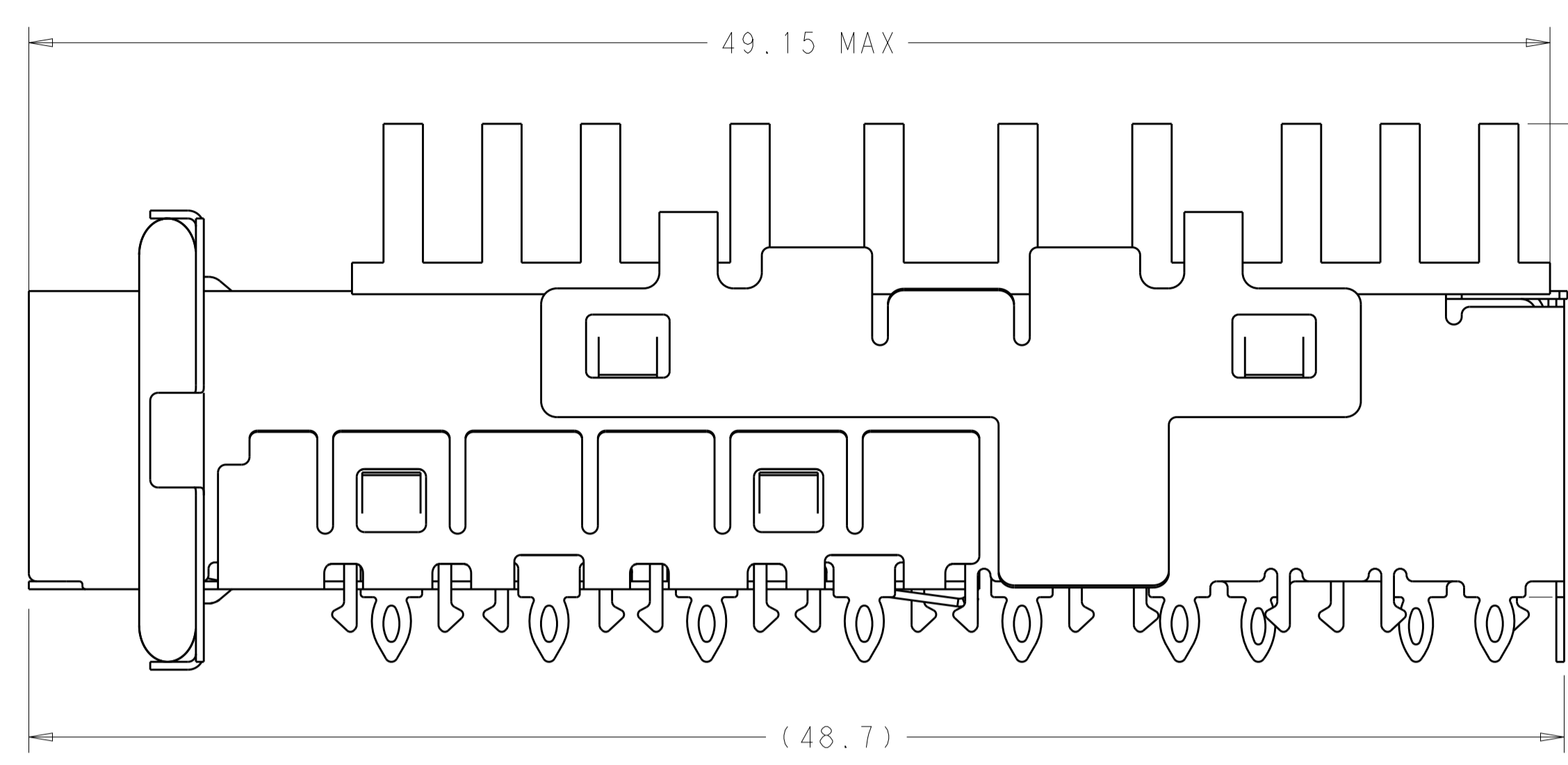
8 REFERENCE APPLICATION SPEC. 114-13120, HOLE B, FOR RECOMMENDED DRILL HOLE DIAMETER AND PLATING THICKNESS.

9 DIMENSIONS APPLIES PRIOR TO INSERTION OF SFP MODULE.

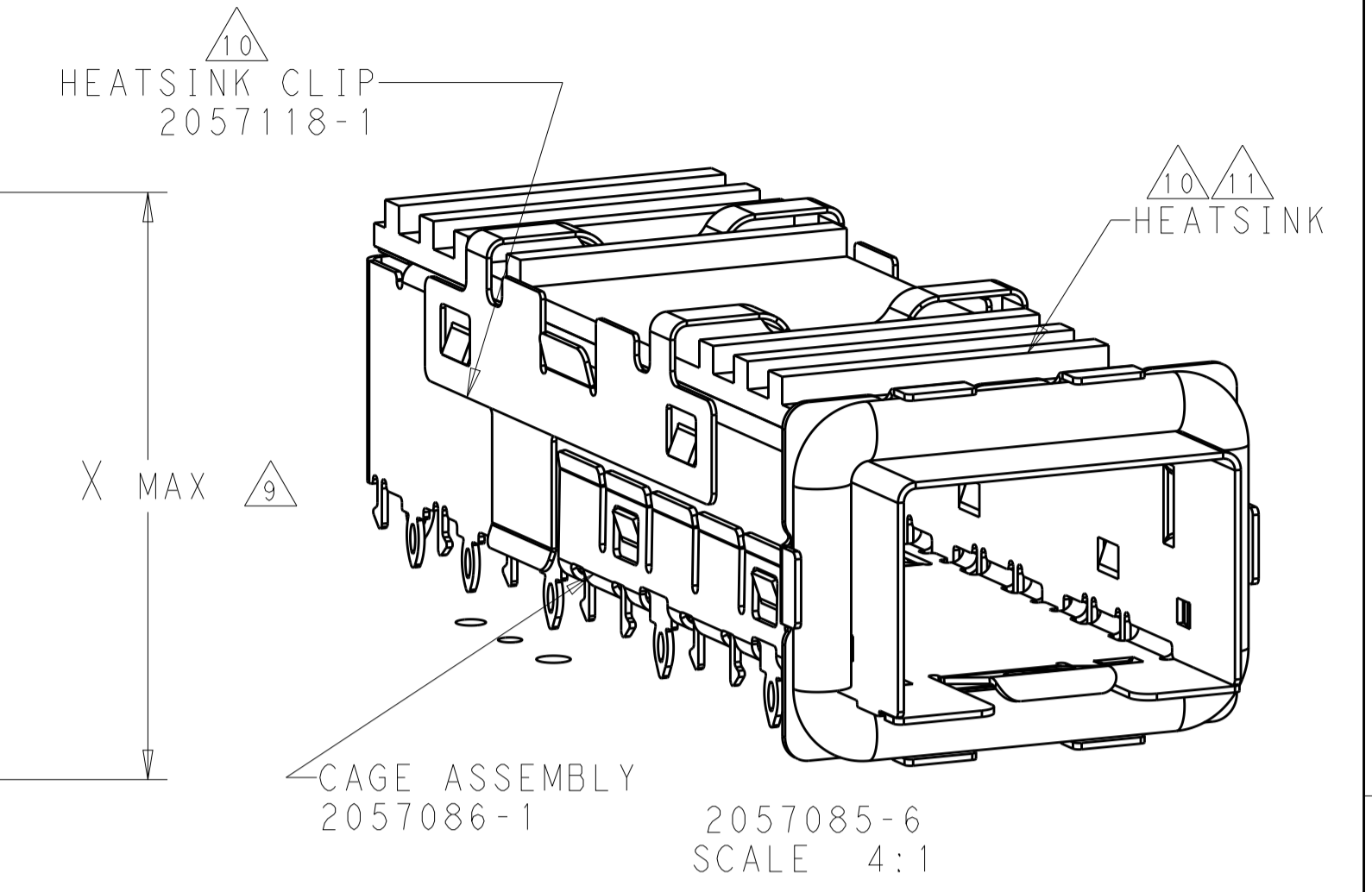
10 HEATSINK CLIP AND HEATSINK SHIPPED UNASSEMBLED TO CAGE ASSEMBLY, CAGE ASSEMBLY TO BE PRESSED INTO THE PCB PRIOR TO ATTACHING THE HEATSINK CLIP AND HEATSINK TO THE CAGE ASSEMBLY.

11 HEATSINK REFERENCE PART NUMBERS:
 1829903-2 = 4.2mm HIGH - PCI,PIN TYPE
 1829904-2 = 6.5mm HIGH - SAN,PIN TYPE
 1829905-2 = 13.5mm HIGH - NETWORKING, ELECTROLESS NICKEL,PIN TYPE
 1829905-4 = 13.5mm HIGH - NETWORKING, HARD COAT ANODIZED,PIN TYPE
 1963832-2 = 3.2mm HIGH - BLADE,PIN TYPE
 2170426-4 = 4.2mm HIGH - PCI,FIN TYPE
 2170427-4 = 6.5mm HIGH - SAN,FIN TYPE
 2170428-4 = 13.5mm HIGH - NETWORKING, FIN TYPE
 2170429-2 = 3.2mm HIGH - BLADE,FIN TYPE

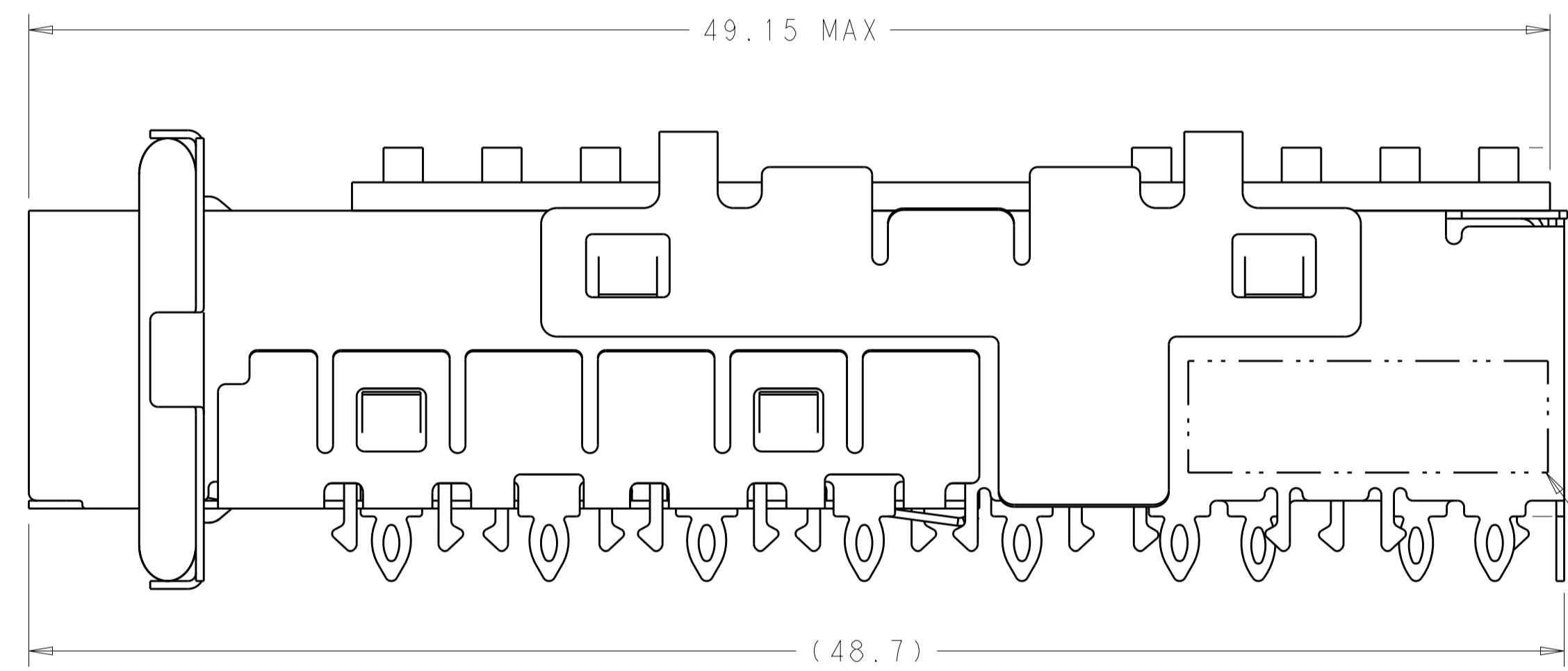
12 HEATSINK CLIP AND HEATSINK SHIPPED ASSEMBLED TO CAGE ASSEMBLY.



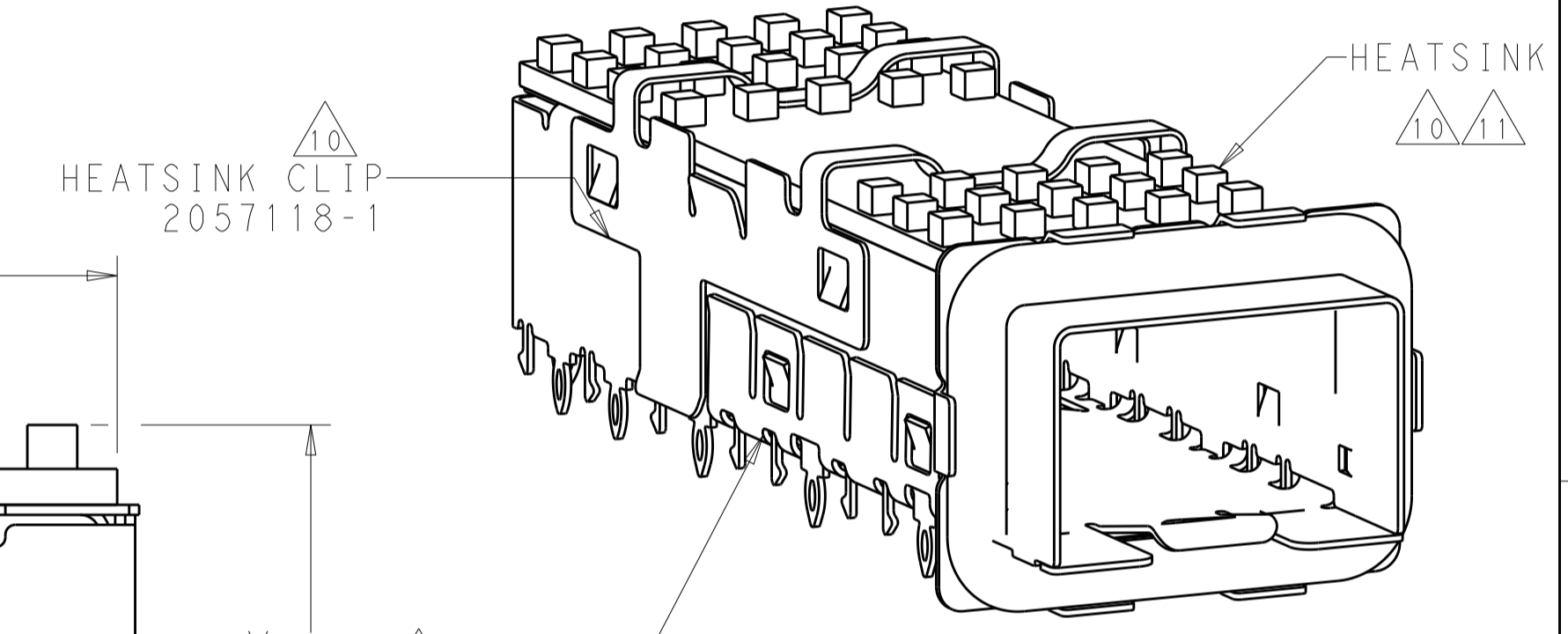
2057085-2/3/4/5/7/8/9, 1-2057085-3
 RIGHT SIDE VIEW



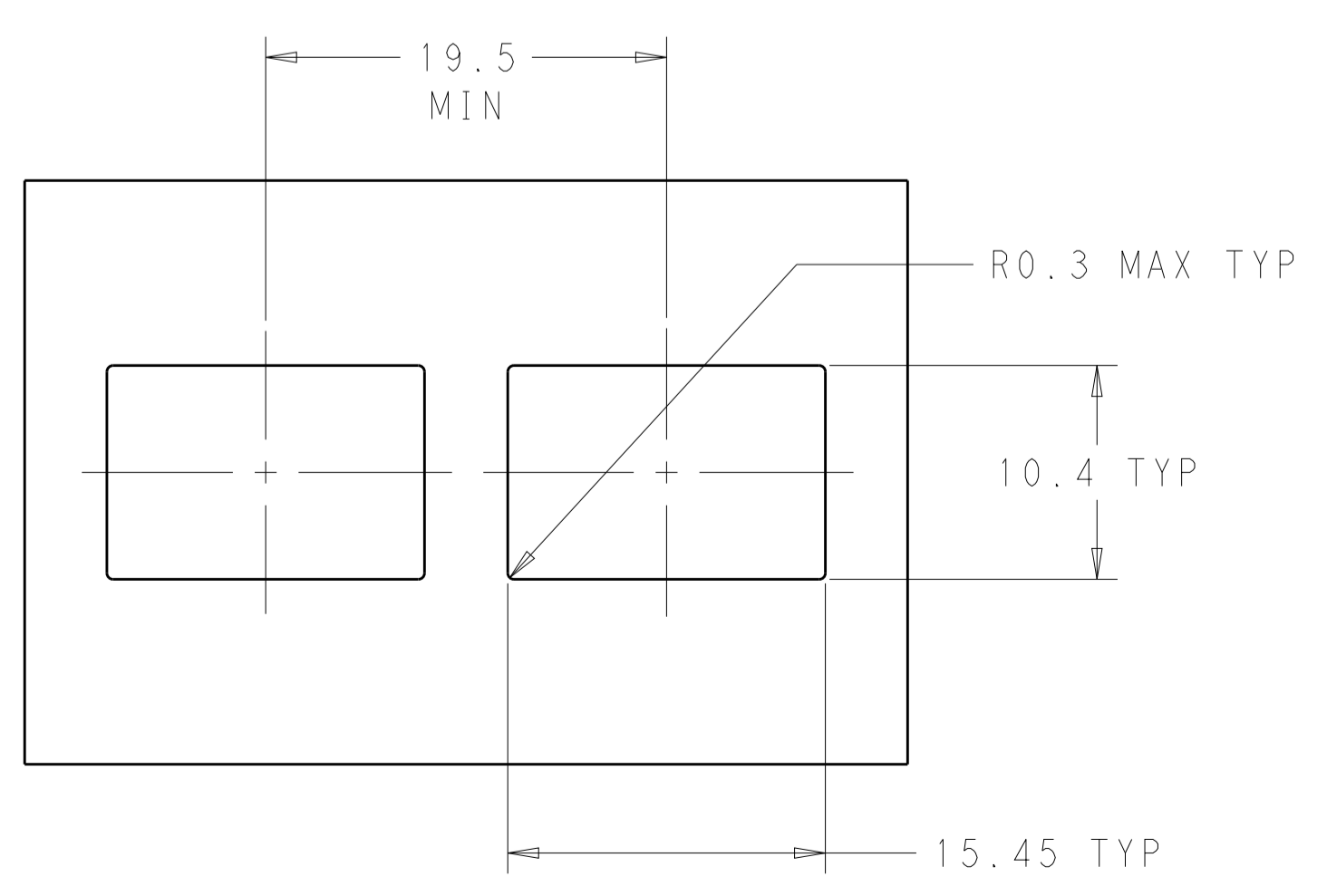
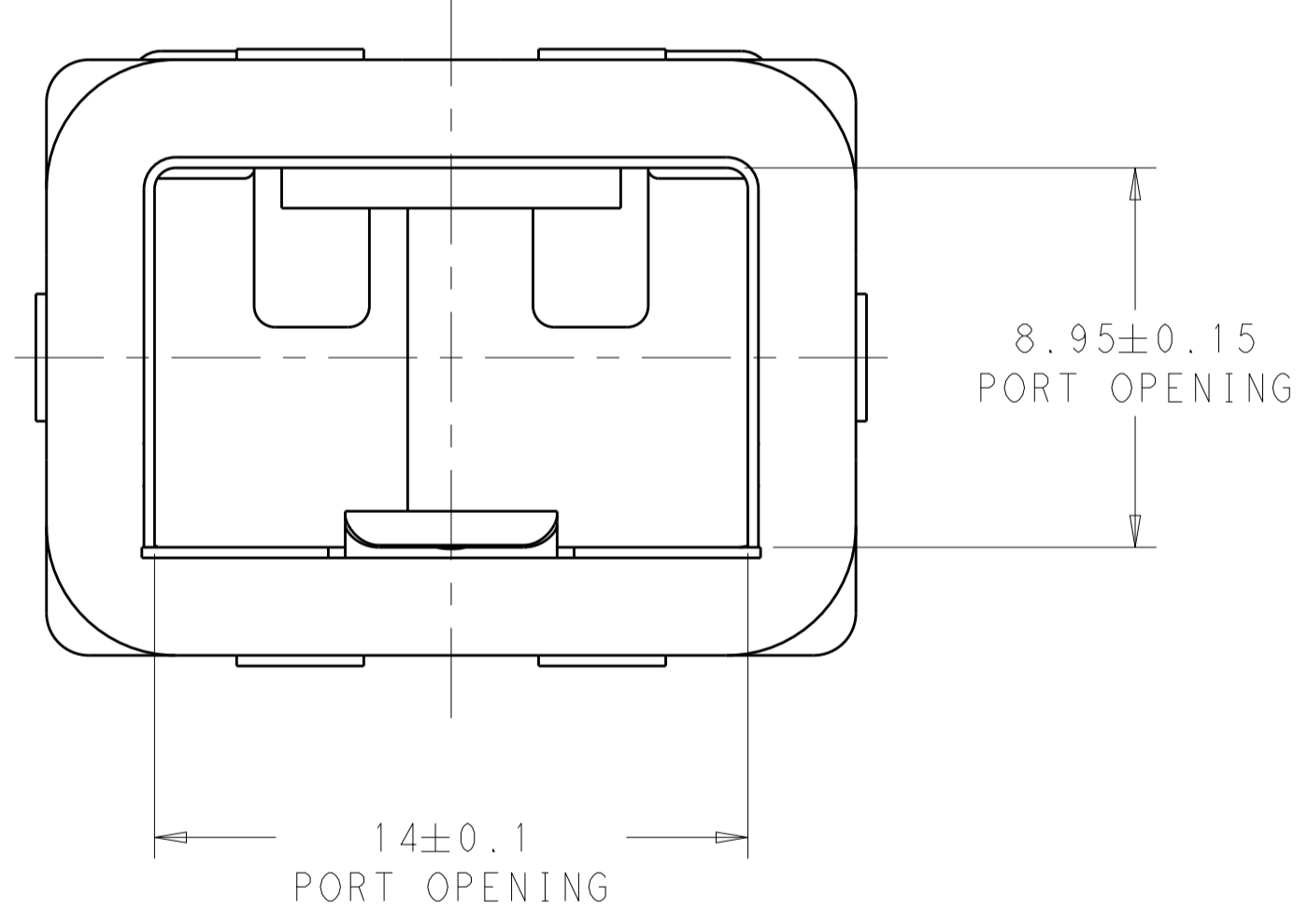
CAGE ASSEMBLY 2057086-1
 2057085-6
 SCALE 4:1



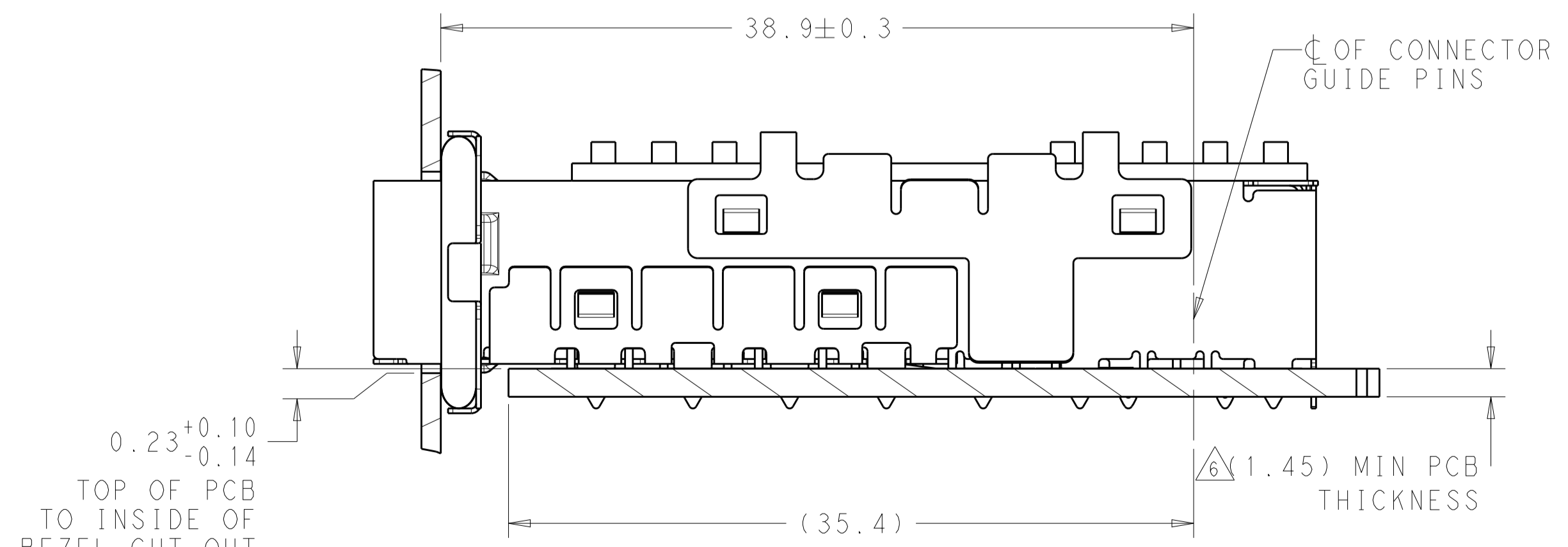
2057085-1/6
 RIGHT SIDE VIEW



CAGE ASSEMBLY 2057086-1
 2057085-1
 SCALE 4:1



RECOMMENDED BEZEL CUT-OUT
 SCALE 3:1



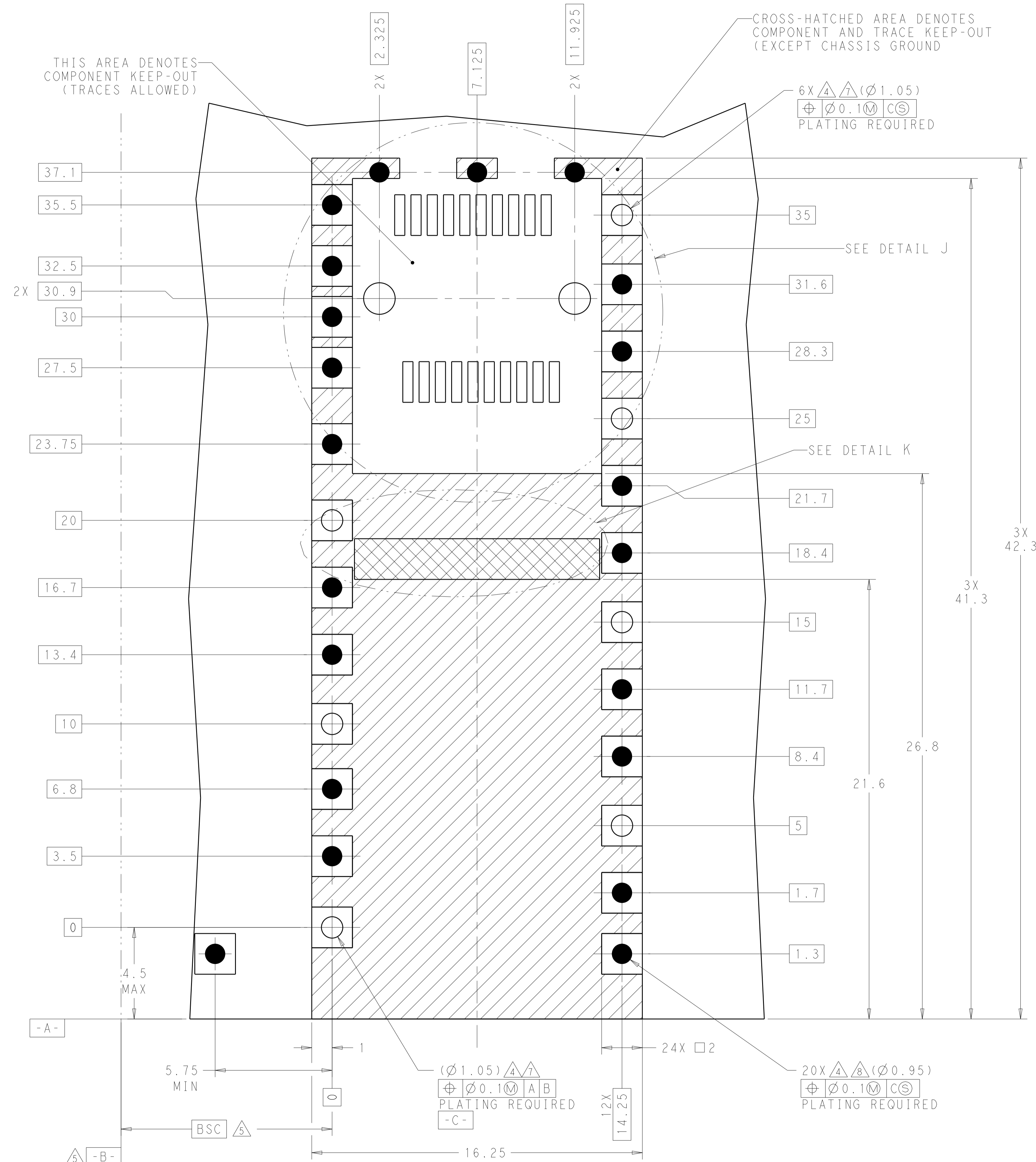
2057085-1
 MOUNTED ON PCB
 SHOWN THRU RECOMMENDED BEZEL
 SCALE 4:1

12	PIN TYPE	NETWORKING, ELECTROLESS NICKEL	22.8	1-2057085-3
10	FIN TYPE	PCI	13.5	2057085-9
	FIN TYPE	NETWORKING,	22.8	2057085-8
	FIN TYPE	SAN	15.8	2057085-7
	FIN TYPE	BLADE	12.5	2057085-6
	PIN TYPE	PCI	13.5	2057085-5
	PIN TYPE	NETWORKING, HARD COAT ANODIZED	22.8	2057085-4
	PIN TYPE	NETWORKING, ELECTROLESS NICKEL	22.8	2057085-3
	PIN TYPE	SAN	15.8	2057085-2
	PIN TYPE	BLADE	12.5	2057085-1
	CAGE PACKAGE	HEAT SINK	APPLICATION	X

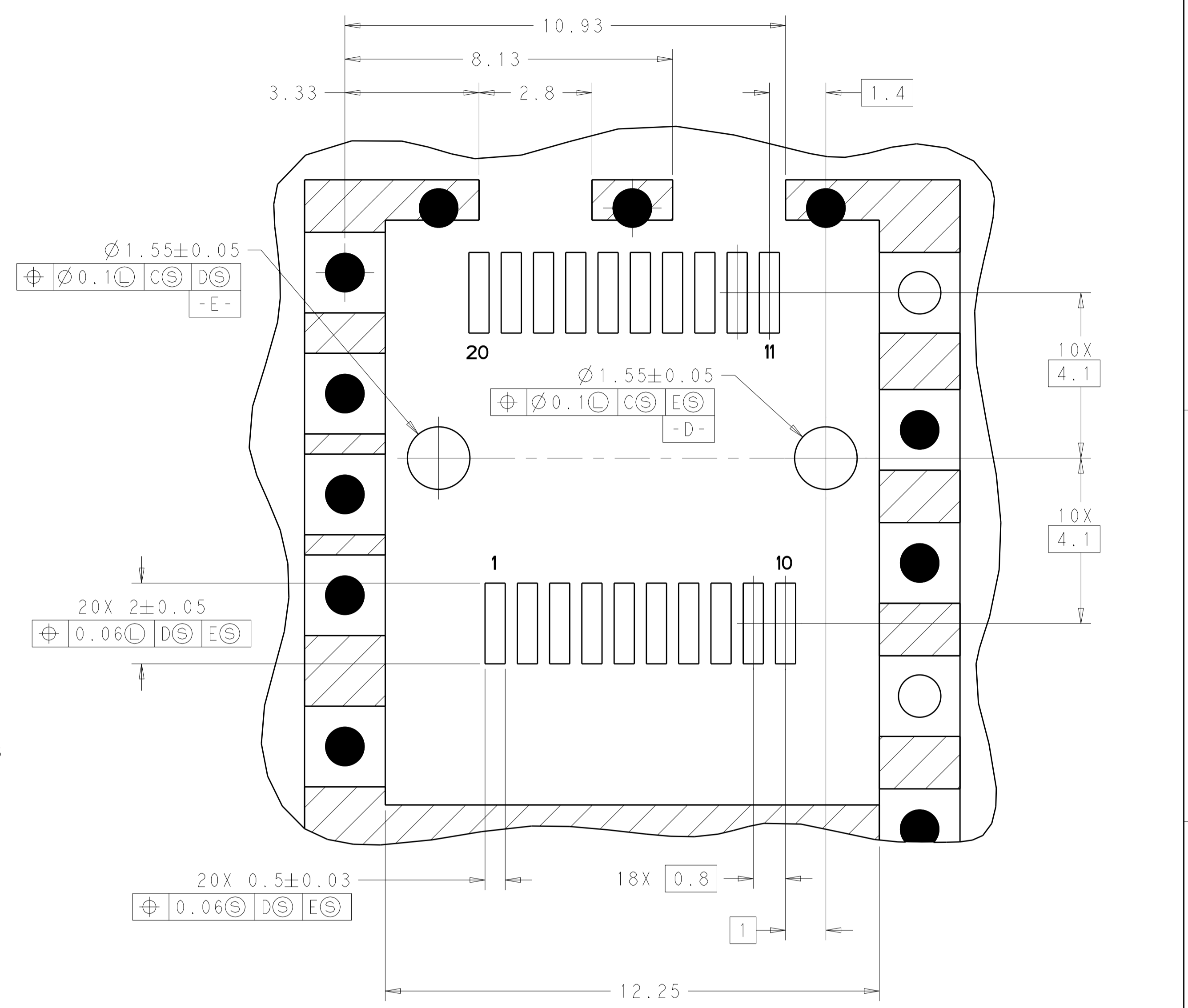
DIMENSIONS: mm 0 PLC ±0.1 1 PLC ±0.1 2 PLC ±0.1 3 PLC ±0.05 4 PLC ±0.05 ANGLES ±0.05		TOLERANCES UNLESS OTHERWISE SPECIFIED: FINISH 1 ±0.1 2 ±0.1 3 ±0.05 4 ±0.05		DWN Z.M.BEAM 22APR2008 CHK M.R.SCHMITZ 22APR2008 APVD R.H.WERTZ 22APR2008		Tyco Electronics Harrisburg, PA 17105-3608	
NAME: SFP+ ENHANCED CAGE ASSEMBLY PRESS FIT, EMI GASKET, W/ HEAT SINK				SIZE: CAGE CODE DRAWING NO: A1100779C=2057085		RESTRICTED TO: -	
MATERIAL: 1				WEIGHT: -		Customer Drawing SCALE 6:1 SHEET 1 OF 2 REV A1	

LOC	DIST	REV	DATE	APPD
GP	00			

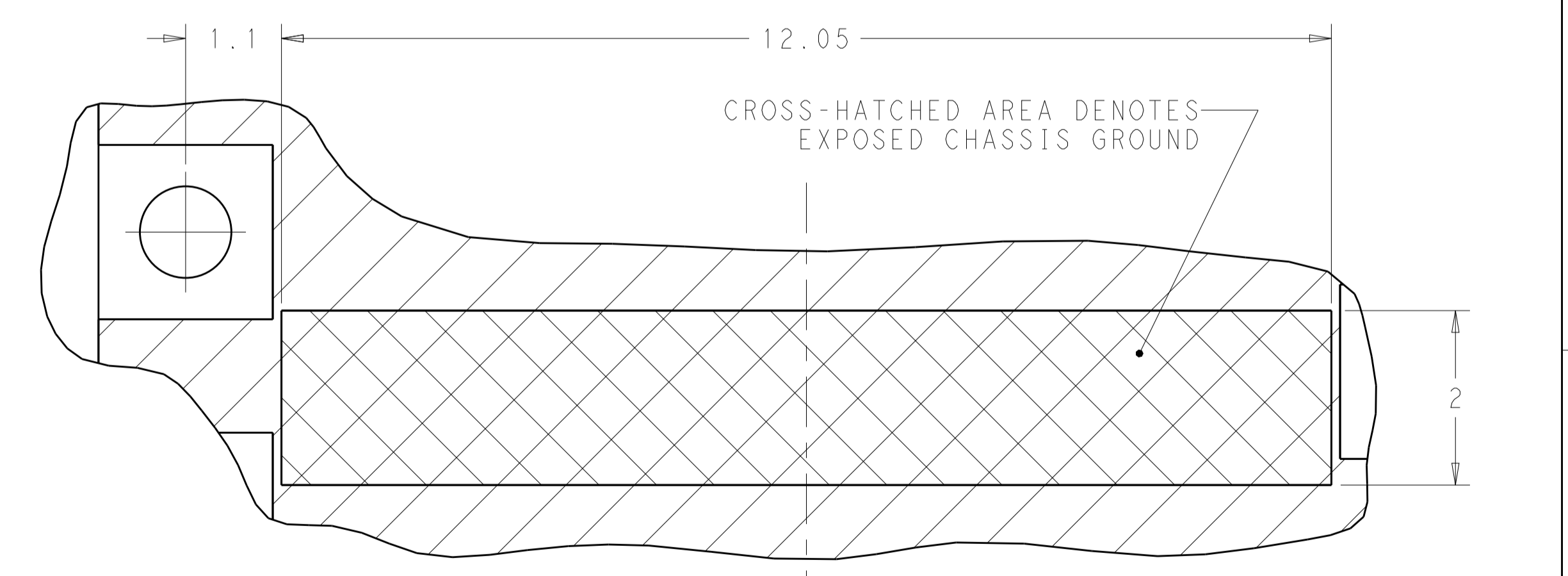
REVISIONS		DATE	OWN	APPD
-	SEE SHEET 1	-	-	-



RECOMMENDED PCB CONFIGURATION WITH KEEP-OUT AREAS SINGLE SIDED APPLICATIONS \triangle SCALE 9:1



DETAIL J
 RECOMMENDED PT CONNECTOR LAYOUT
 SCALE 12:1



DETAIL K
 SCALE 18:1

DIMENSIONS: mm 		TOLERANCES UNLESS OTHERWISE SPECIFIED: 0 PLC ± 0.1 1 PLC ± 0.1 2 PLC ± 0.1 3 PLC ± 0.05 4 PLC ± 0.05 ANGLES ± 0.05		DWN Z.M. BEAM 22APR2008 CHK M.R. SCHMITT 22APR2008 APVD B.H. WERTZ 22APR2008 PRODUCT SPEC APPLICATION SPEC 114-13120 WEIGHT Customer Drawing		Tyco Electronics Harrisburg, PA 17105-3608 NAME SFP+ ENHANCED CAGE ASSEMBLY PRESS FIT, EMI GASKET, W/ HEAT SINK SIZE CAGE CODE DRAWING NO A1100779C=2057085 SCALE 6:1 SHEET 2 OF 2 REV A1	
-----------------------	--	--	--	---	--	--	--