


## Features

- Size: 8 mm diameter, 8 mm length
- Axial leaded device
- High voltage range up to 6 kV
- High insulation resistance
- RoHS compliant\*
-  UL Recognized

## Applications

- Industrial equipment/electronics
- Telecommunications electronics
- Consumer electronics

# 2095 Series High Voltage 2-Electrode Gas Discharge Tube

### Characteristics

Test Methods per ITU-T (CCITT) K.12 and IEC 61643-311.

Characteristic	Model No.				
	2095-80	2095-100	2095-140	2095-160	2095-200
DC Sparkover $\pm 20\%$ @ 100 V/s	800 V	1000 V	1400 V	1600 V	2000 V
Impulse Sparkover					
100 V/ $\mu$ s	< 1100 V	< 1300 V	< 2100 V	< 2300 V	< 2700 V
1000 V/ $\mu$ s	< 1200 V	< 1400 V	< 2200 V	< 2400 V	< 2800 V

Characteristic	Model No.				
	2095-250	2095-270	2095-300	2095-350	2095-400
DC Sparkover $\pm 20\%$ @ 100 V/s	2500 V	2700 V	3000 V	3500 V	4000 V
Impulse Sparkover					
100 V/ $\mu$ s	< 3500 V	< 3600 V	< 4100 V	< 4900 V	< 5300 V
1000 V/ $\mu$ s	< 3600 V	< 3800 V	< 4200 V	< 5000 V	< 5500 V

Characteristic	Model No.		
	2095-450	2095-500	2095-600
DC Sparkover $\pm 20\%$ @ 100 V/s	4500 V	5000 V	6000 V
Impulse Sparkover			
100 V/ $\mu$ s	< 5800 V	< 6000 V	< 7000 V
1000 V/ $\mu$ s	< 6000 V	< 6400 V	< 7800 V

Insulation Resistance (IR) <sup>1</sup> .....	250/500/1000 Vdc.....	> 1 G $\Omega$
Glow Voltage .....	10 mA.....	~ 60 V
Arc Voltage .....	1 A.....	~ 15 V
Capacitance.....	1 MHz .....	< 1.5 pF
Impulse Discharge Current		
2095-80 through 2095-250 .....	8,000 A, 8/20 $\mu$ s.....	1 operation
2095-270 through 2095-600 .....	5,000 A, 8/20 $\mu$ s.....	10 operations
2095-270 through 2095-600 .....	5,000 A, 8/20 $\mu$ s.....	1 operation
2095-270 through 2095-600 .....	3,000 A, 8/20 $\mu$ s.....	10 operations
Alternating Discharge Current		
2095-80 through 2095-250 .....	2 Arms, 50 Hz, 1 second.....	1 operation min.
2095-80 through 2095-250 .....	10 Arms, 50 Hz, 9 cycles .....	1 operation min.
2095-270 through 2095-300 .....	3 Arms, 50 Hz, 1 second.....	1 operation min.
2095-270 through 2095-300 .....	5 Arms, 50 Hz, 9 cycles .....	1 operation min.
2095-350 through 2095-600 .....	2.5 Arms, 50 Hz, 1 second.....	1 operation min.
2095-350 through 2095-600 .....	5 Arms, 50 Hz, 9 cycles .....	1 operation min.
Impulse Life .....	100 A, 10/1000 $\mu$ s.....	> 100 operations <sup>2</sup>
Operating Temperature.....		-30 to +85 °C
Storage Temperature.....		-40 to +115 °C
Climatic Category (IEC 60068-1).....		40 / 90 / 21

### Notes:

- UL Recognized component: UL File E135337.
- At delivery AQL 0.65 Level II, DIN ISO 2859.

Note 1:	<u>DC Breakdown</u>	<u>IR Measuring Voltage</u>
	800-1000 V.....	250 V
	1400-2000 V.....	500 V
	2500-6000 V.....	1000 V

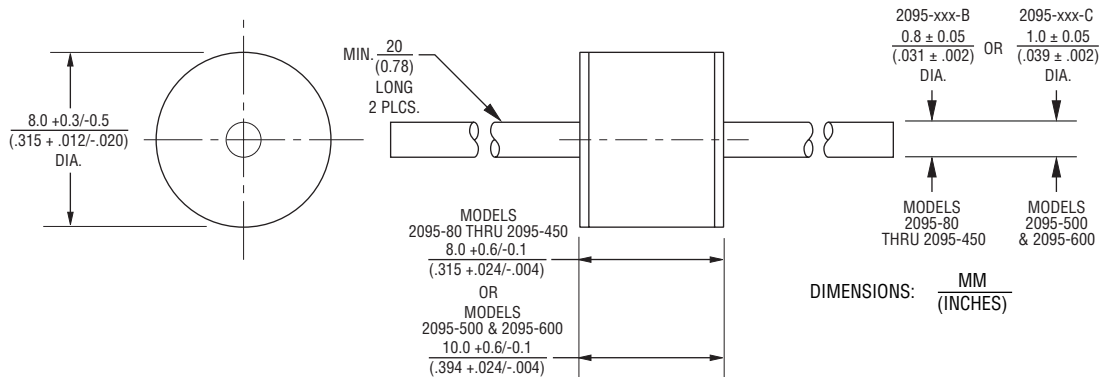
Note 2: Model 2095-270 and 2095-300 meet >300 operations at 100 A, 10/1000  $\mu$ s.

\*RoHS Directive 2002/95/EC Jan. 27, 2003 including annex and RoHS Recast 2011/65/EU June 8, 2011.  
 Specifications are subject to change without notice.  
 Customers should verify actual device performance in their specific applications.

# 2095 Series High Voltage 2-Electrode Gas Discharge Tube

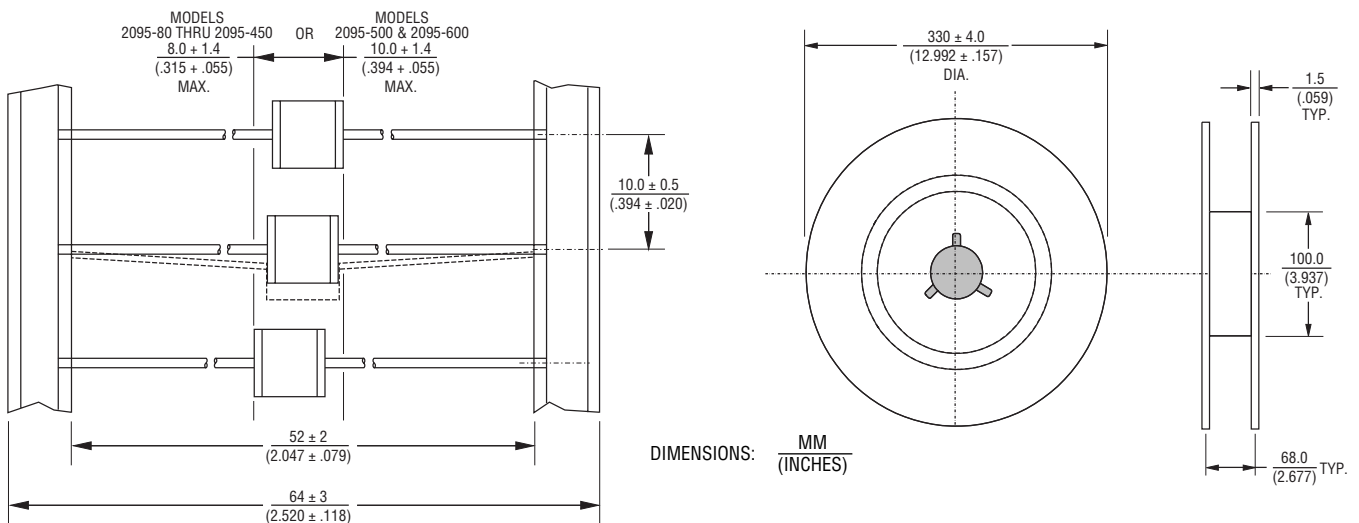
**BOURNS®**

## Product Dimensions



## Packaging Specifications

Model 2095 ships standard bulk, 100 pcs. per tray; 5 trays per box (500 units). The optional reelpack (-BT1) contains 500 pcs. per reel; 2 reels per box (1K units).



## How to Order

2095 - xxx - B T1 LF

Model Number Designator \_\_\_\_\_

Voltage (Divided by 10) \_\_\_\_\_

80 = 800 V	250 = 2500 V	450 = 4500 V
100 = 1000 V	270 = 2700 V	500 = 5000 V
140 = 1400 V	300 = 3000 V	600 = 6000 V
160 = 1600 V	350 = 3500 V	
200 = 2000 V	400 = 4000 V	

Leads \_\_\_\_\_

B = 0.8 mm (Available only for Models 2095-80 thru 2095-450)  
 C = 1.0 mm (Available only for Models 2095-500 & 2095-600)

Packaging \_\_\_\_\_

(Blank) = Bulk Packaging (Standard)  
 T1 = Reelpack (Optional)

RoHS Compliancy \_\_\_\_\_

LF = RoHS Compliant Product

**BOURNS®**

Asia-Pacific: Tel: +886-2 2562-4117 • Fax: +886-2 2562-4116

Europe: Tel: +41-41 768 5555 • Fax: +41-41 768 5510

The Americas: Tel: +1-951 781-5500 • Fax: +1-951 781-5700

[www.bourns.com](http://www.bourns.com)

REV. A 04/12

Specifications are subject to change without notice.  
 Customers should verify actual device performance in their specific applications.