



KRPA, KRP, KA, KR series

5 to 10 Amp General Purpose Relay

File E29244, E22575

File LR15734

Users should thoroughly review the technical data before selecting a product part number. It is recommended that users also seek out the pertinent approvals files of the agencies/laboratories and review them to ensure the product meets the requirements for a given application.

Features

- Industry standard octal-type termination for quick installation.
- Contact arrangements from 1 Form C (SPDT) to 3 Form C (3PDT).
- Indicator lamp and push-to-test options available on certain models.
- The KRPA is the automated manufactured version of the KRP.

Contact Data @ 25°C

Arrangements: See Ordering Information Table.

Materials: Silver or silver-cadmium oxide, with or without gold flashing.

Expected Life: 10 million operations min., mechanical; 100,000 operations min. @ rated loads.

KA, KRP, KRPA	UL/CSA Contact Ratings @ 25°C	
Contact Code	Arrangement	Contact Rating
Y (Silver)	1, 2, 3 Poles	5A @ 120VAC 3A @ 240VAC 1/10HP @ 120VAC 1/6HP @ 240VAC
G&N (Silver-Cad. Oxide)	1, 2, 3 Poles	10A @ 240VAC 1/2 HP @ 240VAC 1/3HP @ 120VAC

KRP, KRPA Factory Ratings

Contact Code	Arrangement	Contact Rating
Y	1, 2, 3 Poles	5A @ 28VDC, 120VAC, 80% PF
G&N	1, 2, 3 Poles	10A @ 28VDC, 120VAC, 80% PF 6A @ 250VAC

KA UL Contact Ratings

Contact Code	Series	Contact Ratings
Y	KA ¹	5A @ 120VAC, 3A @ 240VAC, 1/10 HP @ 120VAC, 1/6 HP @ 240VAC
G	KA ²	10A @ 120VAC, 6A @ 240VAC 1/6 HP @ 120VAC, 1/3 HP @ 240VAC

¹Listed by C.S.A. for 5A @ 120VAC 80% PF

²Listed by C.S.A. for 10A @ 120VAC 80% PF

Note: See KRPA, KRP, KA Ordering Information table.

Initial Dielectric Strength

Between Open Contacts: 500V rms.

Between All Elements: 1,500V rms.

Coil Data @ 25°C

		Nominal Power	Maximum Power
KRP KRPA	AC	2VA	Enclosed Models - 4VA
	DC	1.2W	Enclosed Models - 3W
KA	AC	2VA	Open Models - 4VA
	DC	125mW per movable arm	Open Models - 4W

Duty Cycle: Continuous.

Initial Insulation Resistance: KRP, KRPA - 1000 Megohms, min.
KA - 100 Megohms, min.

Coil Data @ 25°C

	Nominal Voltage	DC Resistance (Ω) ±10%	Nominal Coil Current (mA)
DC Coils	6	32	188
	12	120	100
	24	472	51
	48	1,800	26.6
	110	10,000	11.5
	220	Use 110V relay with 10,000 Ω 5W Resistor in series	
AC Coils	6	6	335
	12	24	168
	24	85	84
	120	2,250	17.5
	240	9,110	8.75

Operate Data @ 25°C

Must-Operate Voltage:

DC: 75% or less of nominal voltage.

AC: 85% or less of nominal voltage.

Operate Time (Excluding Bounce):

15 milliseconds typical @ nominal voltage.

Release Time (Excluding Bounce):

10 milliseconds typical @ nominal voltage.

Environmental Data

Temperature Range:

Open Models: AC: -45°C to +70°C.

DC: -45°C to +85°C.

Enclosed Models: AC: -45°C to +55°C.

DC: -45°C to +70°C.

Mechanical Data

Termination: Open Models: Solder terminals.

Enclosed Models: Octal-type plug.

Enclosure: Transparent polycarbonate.

Weight: KA: 1.7 oz. (48.2g) approximately.

KRPA, KRP: 3.0 oz. (85g) approximately.

Ordering Information

Typical Part No. ▶

KRPA

-5

A

Y

-120

1. Series:

KRPA (Newer version, enclosed)
KRP (Older version, enclosed)
KA (Open style)

2. Contact Arrangement:

5 = 1 Form C (SPDT) 11 = 2 Form C (DPDT) 14 = 3 Form C (3PDT)

3. Coil Input:

A = AC, 50/60 Hz.
D = DC

4. Contact Rating and Indicator Lamp Option:

TYPE	KRPA	KRP	KA
Codes Available	Y, G, N,	Y, G, N,	Y, G,

Y = Silver, no indicator lamp
G = Silver-cadmium oxide, no indicator lamp
N = Silver-cadmium oxide, with indicator lamp*

5. Coil Voltage:

Up to 240VAC
Up to 125VDC

*Indicator Lamp not available on 25-90V coils. Only 120-240VAC and 110VDC models are UL recognized and CSA certified.

Our authorized distributors are more likely to stock the following items for immediate delivery.

KA-5AG-120	KRP-11AN-24	KRPA-5AG-120	KRPA-11AY-240	KRPA-14AY-240
KA-5AY-120	KRP-11AN-120	KRPA-5AY-120	KRPA-11DG-6	KRPA-14DG-12
KA-5DG-6	KRP-11AY-120	KRPA-5DG-6	KRPA-11DG-12	KRPA-14DG-24
KA-5DG-12	KRP-11DG-12	KRPA-5DG-12	KRPA-11DG-24	KRPA-14DG-48
KA-5DG-110	KRP-11DG-24	KRPA-5DG-24	KRPA-11DG-48	KRPA-14DG-110
KA-11AG-120	KRP-11DG-48	KRPA-5DY-12	KRPA-11DG-110	KRPA-14DN-24
KA-11AY-6	KRP-11DG-110	KRPA-5DY-24	KRPA-11DN-12	KRPA-14DY-24
KA-11AY-24	KRP-11DG-125	KRPA-11AG-6	KRPA-11DN-24	
KA-11AY-120	KRP-11DN-12	KRPA-11AG-12	KRPA-11DN-110	
KA-11DG-12	KRP-11DN-24	KRPA-11AG-24	KRPA-11DY-12	
KA-11DG-24	KRP-11DY-24	KRPA-11AG-120	KRPA-11DY-24	
KA-11DG-110	KRP-14AG-120	KRPA-11AG-240	KRPA-14AG-12	
KA-14AG-120	KRP-14AG-240	KRPA-11AN-12	KRPA-14AG-24	
KA-14AY-120	KRP-14AN-120	KRPA-11AN-24	KRPA-14AG-120	
KA-14DG-24	KRP-14AY-120	KRPA-11AN-120	KRPA-14AG-240	
KA-14DG-110	KRP-14DG-12	KRPA-11AN-240	KRPA-14AN-24	
KRP-5AG-120	KRP-14DG-24	KRPA-11AY-6	KRPA-14AN-120	
KRP-11AG-24	KRP-14DG-110	KRPA-11AY-12	KRPA-14AN-240	
KRP-11AG-120	KRP-14DN-24	KRPA-11AY-24	KRPA-14AY-24	
KRP-11AG-240	KRPA-5AG-24	KRPA-11AY-120	KRPA-14AY-120	



KRP-3-H

KRP-3-H series

20 Amp Small AC or DC Relays

File E22575

Features

- 1 Form X (SPST - NO - DM) contact rating of 20A.
- Heavy copper alloy movable contact arms.
- Twin silver-cadmium oxide contacts.
- Many uses in automation controls and other applications requiring high current switching.

Contact Data @ 25°C

Arrangement: 1 Form X (SPST - NO - DM).

Ratings: UL Rating: 20A @ 120VAC, 3/4 HP @ 120VAC.

Factory Rating: 20A @ 120VAC, 80% PF; 1 HP @ 120/240VAC.

Material: Twin, silver-cadmium oxide.

Expected Life: 2.5 million operations min., mechanical. 100,000 operations at rated contact load.

Initial Dielectric Strength

Between Open Contacts: 500V rms, 60 Hz. between all elements.

Coil Data @ 25°C

See chart on page 105.

Nominal Power: DC Coils: 1.2W
AC Coils: 2.0VA

Initial Insulation Resistance: 1,000 megohms.

Operate Data @ 25°C

Must-Operate Voltage: DC: 75% of nominal voltage.
AC: 85% of nominal voltage.

Operate Time: 15 milliseconds approximate (Excluding Bounce).

Release Time: 10 milliseconds approximate (Excluding Bounce).

Environmental Data

Temperature Range: Enclosed Models: AC: -45°C to +55°C.
DC: -45°C to +70°C.

Mechanical Data

Mounting: Socket mounting.

Termination: Octal-type plug.

Enclosure: Polycarbonate enclosure with octal-type mounting.

Weight: 2 oz. (57g) approximately.

Ordering Information

Typical Part No. ►

KR

P

-3

D

H

-12

1. Basic Series: KR

2. Type:

P = Enclosed

(20 amp models available only with Contact Arrangement 3 and Material H.)

3. Contact Arrangement:

3 = 1 Form X (SPST - NO - DM)

4. Coil Input:

A = AC

D = DC

5. Contact Material & Rating:

H = Silver-cadmium oxide, 1/4" (6.35mm) dia., 20 amps.

6. Coil Voltage:

To 240VAC, 50/60 Hz. or 110VDC.

Our authorized distributors are more likely to stock the following items for immediate delivery.

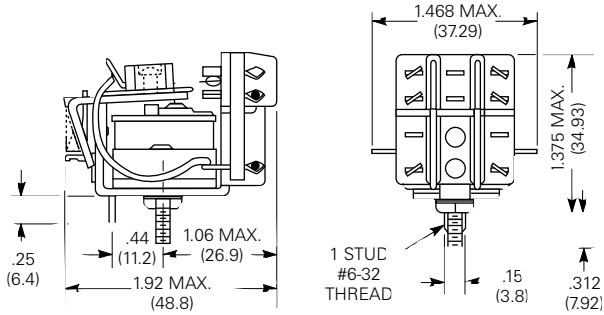
KRP-3AH-120

KRP-3DH-24

KRP-5AG-120

Outline Dimensions

KA Series

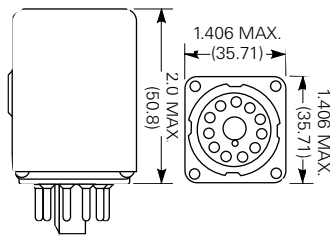


Tolerances on .XX Decimals ± .02 (± .5) Unless Otherwise Specified
Tolerances on .XXX Decimals ± .005 (± .13) Unless Otherwise Specified

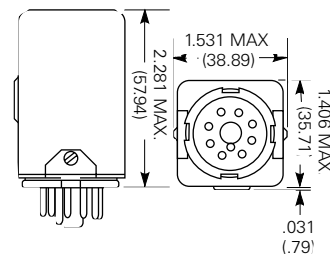
KR Series Enclosures

Type "P" Clear Dust Cover

For KRPA and KRP



For KRP3-H



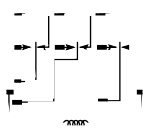
Hold-Down Spring
20C176 KRPA & KRP
20C206 KAP and KRP3



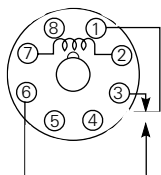
Durable stainless steel spring can be moved aside for relay removal or installation. Mounts with same machine screws or rivets that secure socket to chassis. Two .156" (3.96mm) dia. holes required.

Wiring Diagrams (Bottom Views)

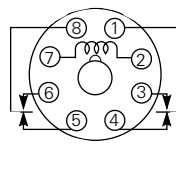
KA



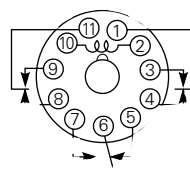
**KR5
KAP5
KRP5
KRPA5**



**KAP11
KRP11
KRPA11**



**KAP14
KRP14
KRPA14**



KRP3AH

