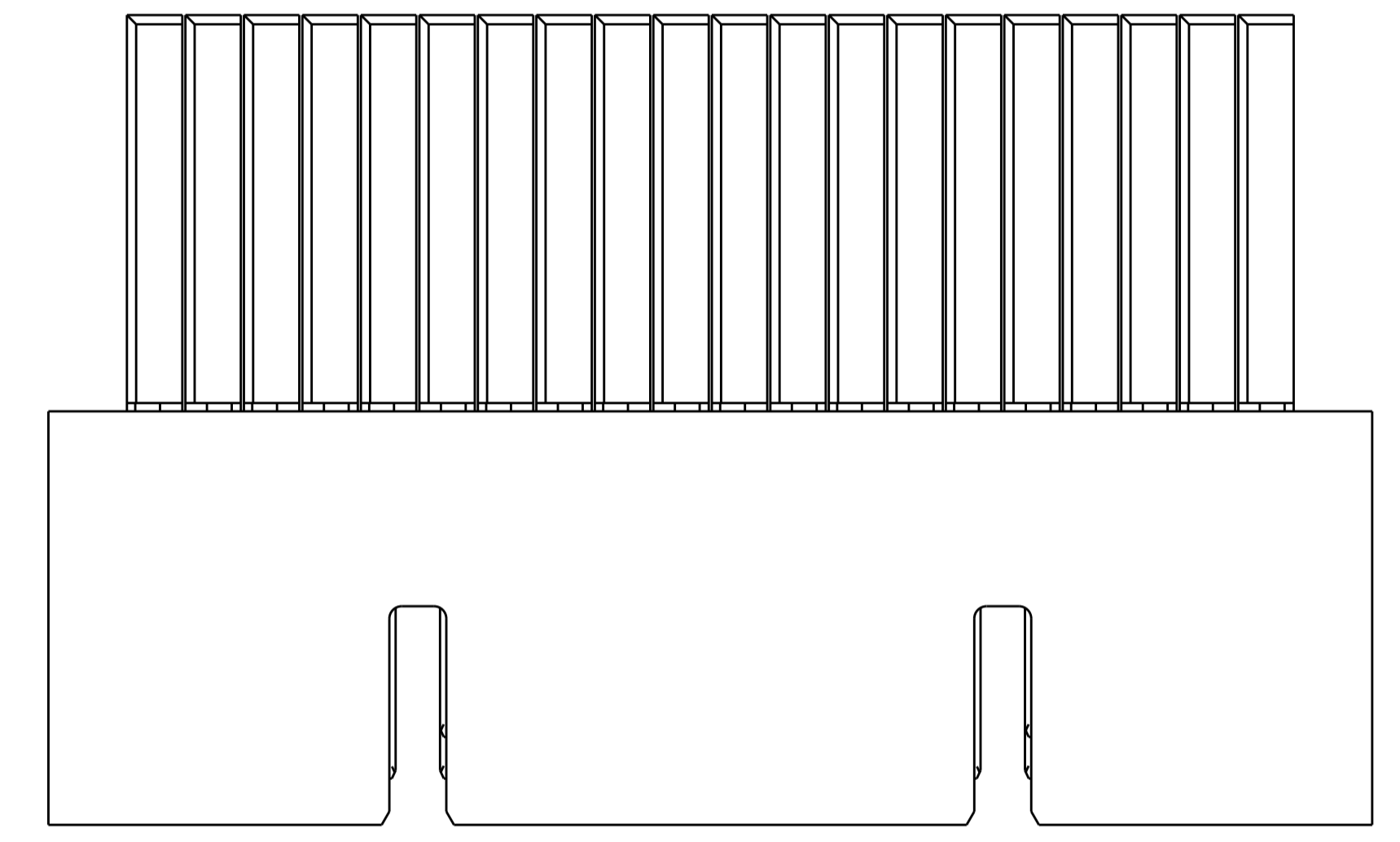
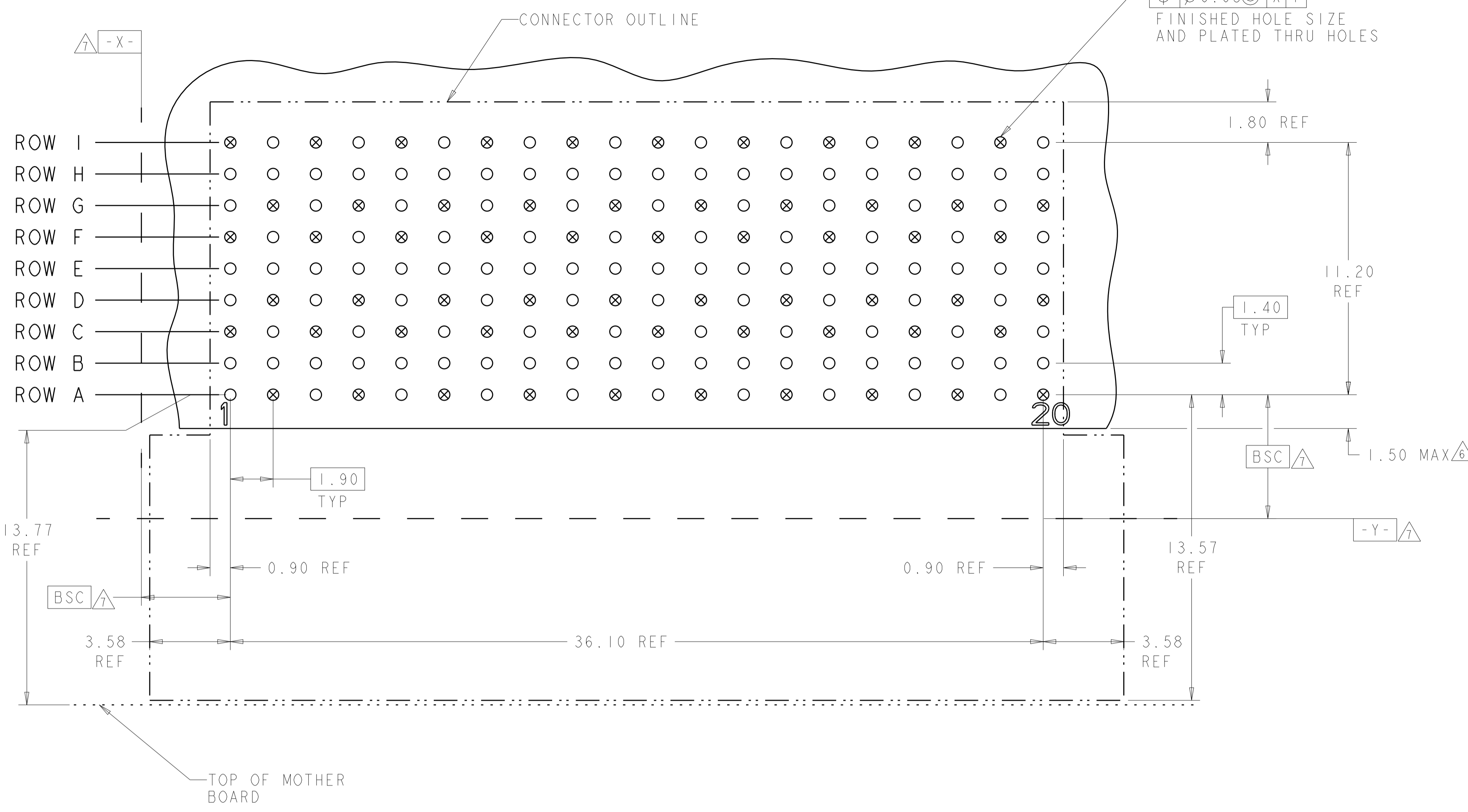
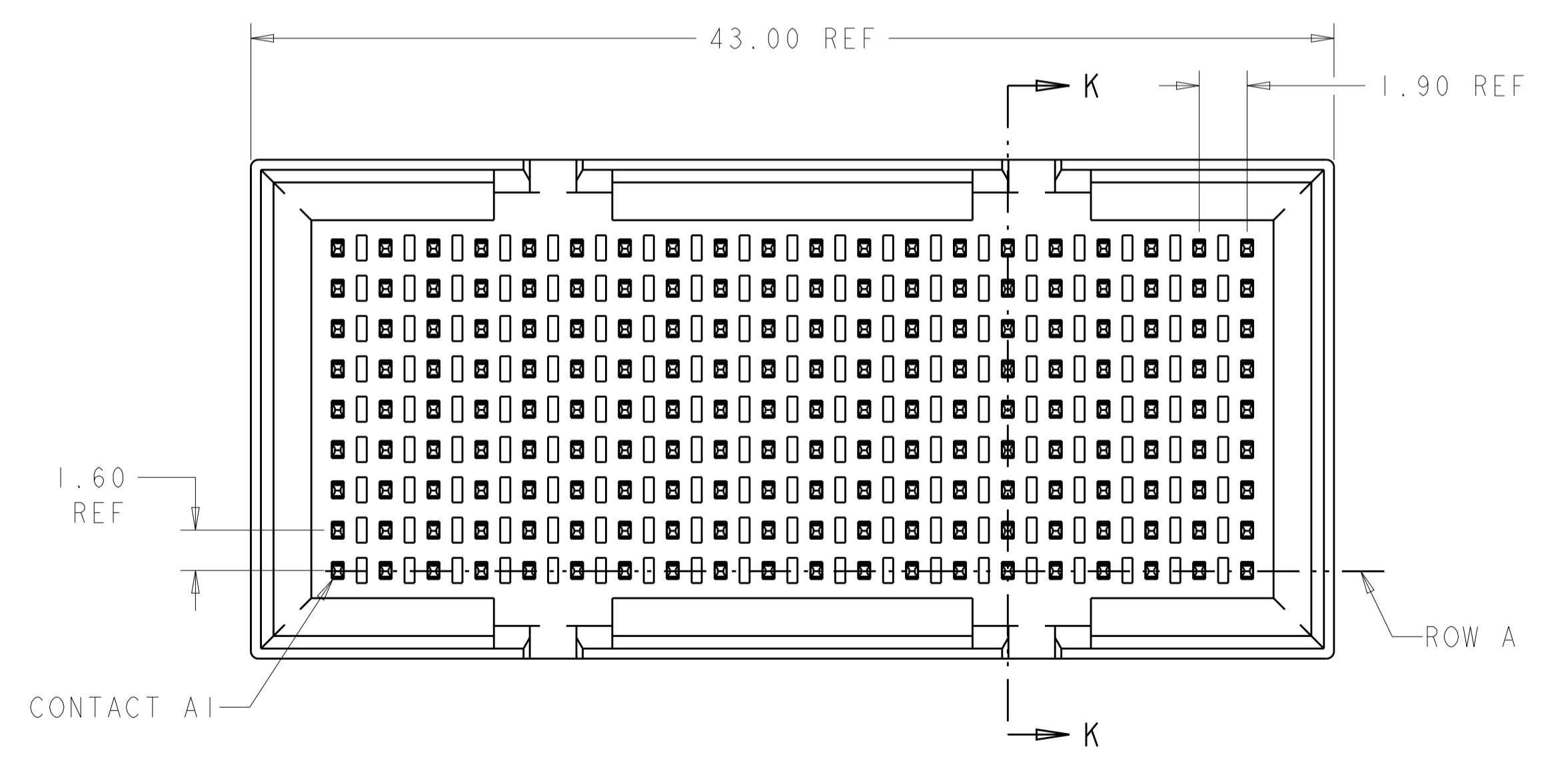
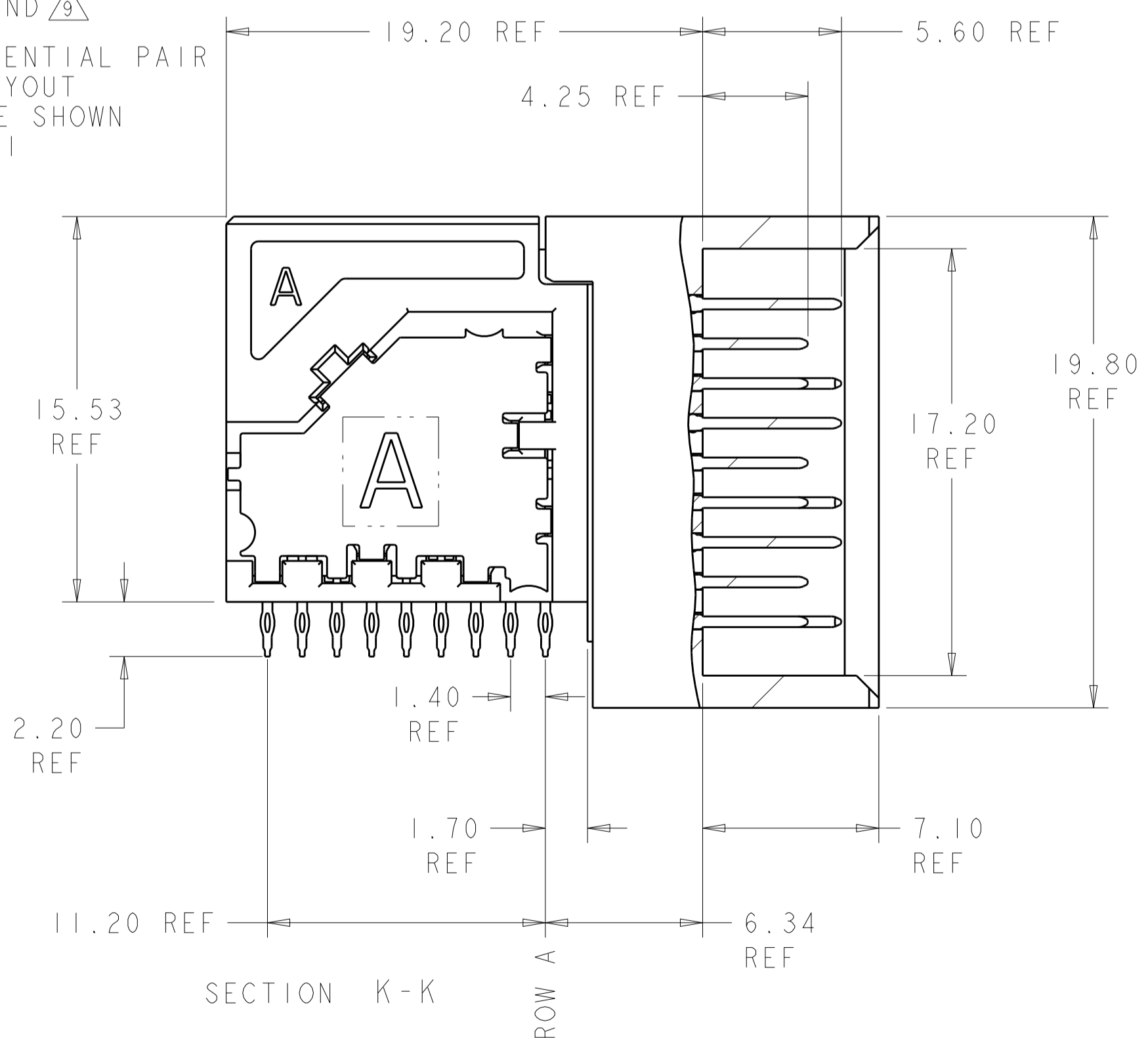


LOC	DIST	REV	DATE	BY	CHK	APPV
-	-	C	1-31-13	CT	DH	
-	-	D	26MAR2013	KG	DH	
-	-	E	25NOV2014	MGM	CT	



- △ MATERIAL:
CONTACT AND SHIELD: COPPER ALLOY
HOUSING AND CHICKLET: LCP, COLOR: BLACK
- △ FINISH:
CONTACT: MATING AREA: 1.27µm MIN GOLD OVER
1.27µm MIN NICKEL
SHIELD: 1.27µm MIN NICKEL
- △ FINISH:
COMPLIANT PIN AREA: 0.38µm MIN BRIGHT TIN LEAD OVER
1.27µm MIN NICKEL
- △ FINISH:
COMPLIANT PIN AREA: 0.38µm MIN MATTE TIN OVER
1.27µm MIN NICKEL
- △ ---
- △ DIMENSION APPLIES TO CENTERLINE OF THRU HOLE.
- △ DATUMS AND BASIC DIMENSIONS ESTABLISHED BY CUSTOMER.
- △ REFERENCE APPLICATION SPEC 114-13267 FOR RECOMMENDED PLATED THRU HOLE DIAMETER AND PLATING THICKNESS.
- △ ALL GROUNDS IN ODD NUMBERED COLUMNS ARE COMMONED.
ALL GROUNDS IN EVEN NUMBERED COLUMNS, EXCEPT FOR ROW A ARE COMMONED.

○ = SIGNAL
⊗ = GROUND
RECOMMENDED DIFFERENTIAL PAIR
PC BOARD LAYOUT
COMPONENT SIDE SHOWN
SCALE 8:1



△ 4	2102159-2
△ 3	2102159-1
△ 2	PART NUMBER

THIS DRAWING IS A CONTROLLED DOCUMENT. DIMENSIONING AND TOLERANCING PER GPS (1150 STANDARDS). DIMENSIONS: mm. TOLERANCES UNLESS OTHERWISE SPECIFIED: 0 PLC ±0.13, 1 PLC ±0.05, 2 PLC ±0.05, 3 PLC ±0.05, 4 PLC ±0.05, ANGLES ±2°. MATERIAL: FINISH: .

OWN: D. BELACK 06JUL2009
CHK: A. TSANG 7-6-2009
APPV: M. McALONIS 7-6-2009

NAME: Fortis Zd, 3-PAIR, 20-COLUMN, R/A, FULL MODULE ASSEMBLY DIFFERENTIAL PAIR
PRODUCT SPEC: 108-2409
APPLICATION SPEC: 114-13267
WEIGHT: ~27.18g
CAGE CODE: A100779
DRAWING NO: 2102159

TE Connectivity
SCALE: 5:1 SHEET 1 OF 1 REV E