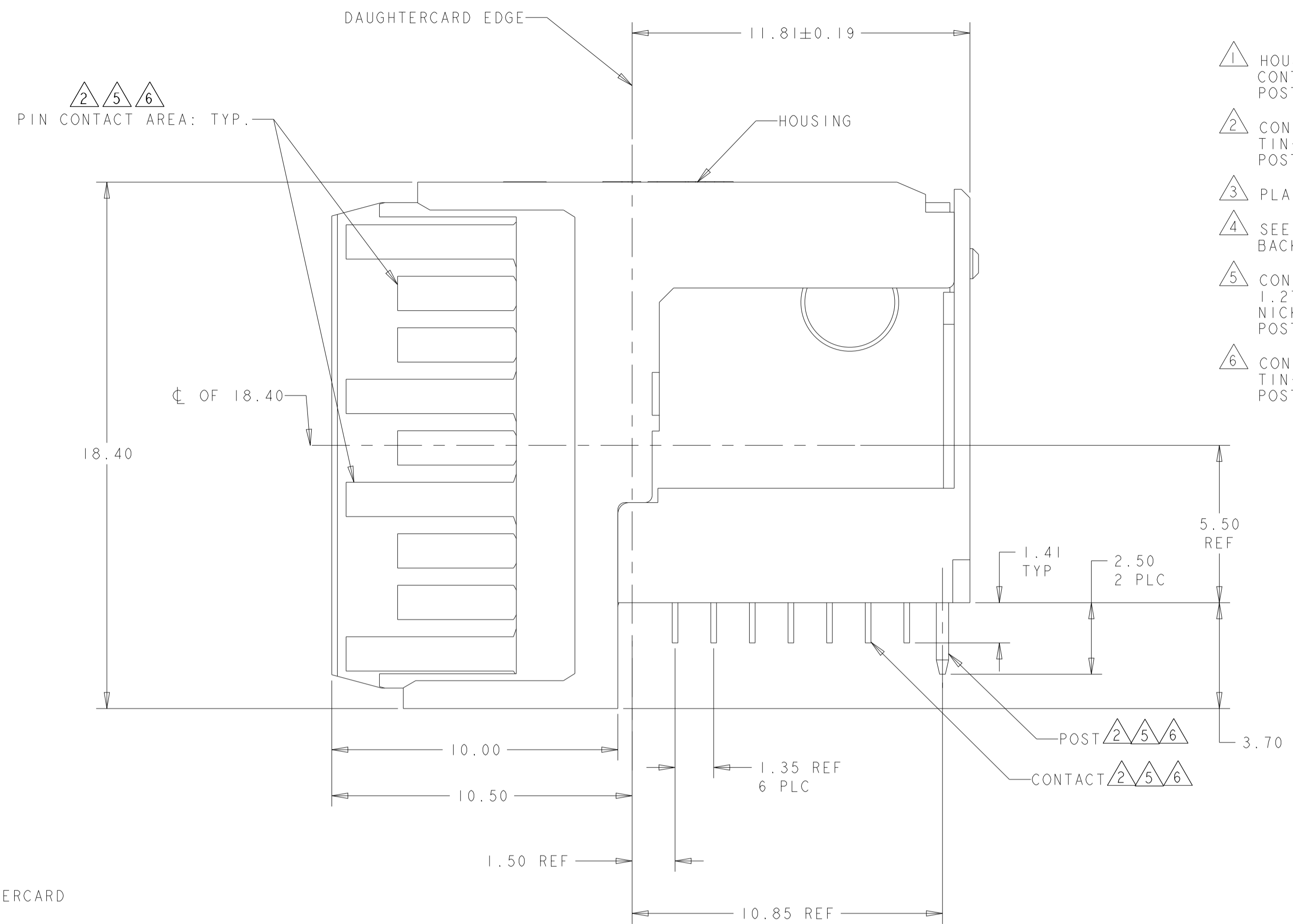
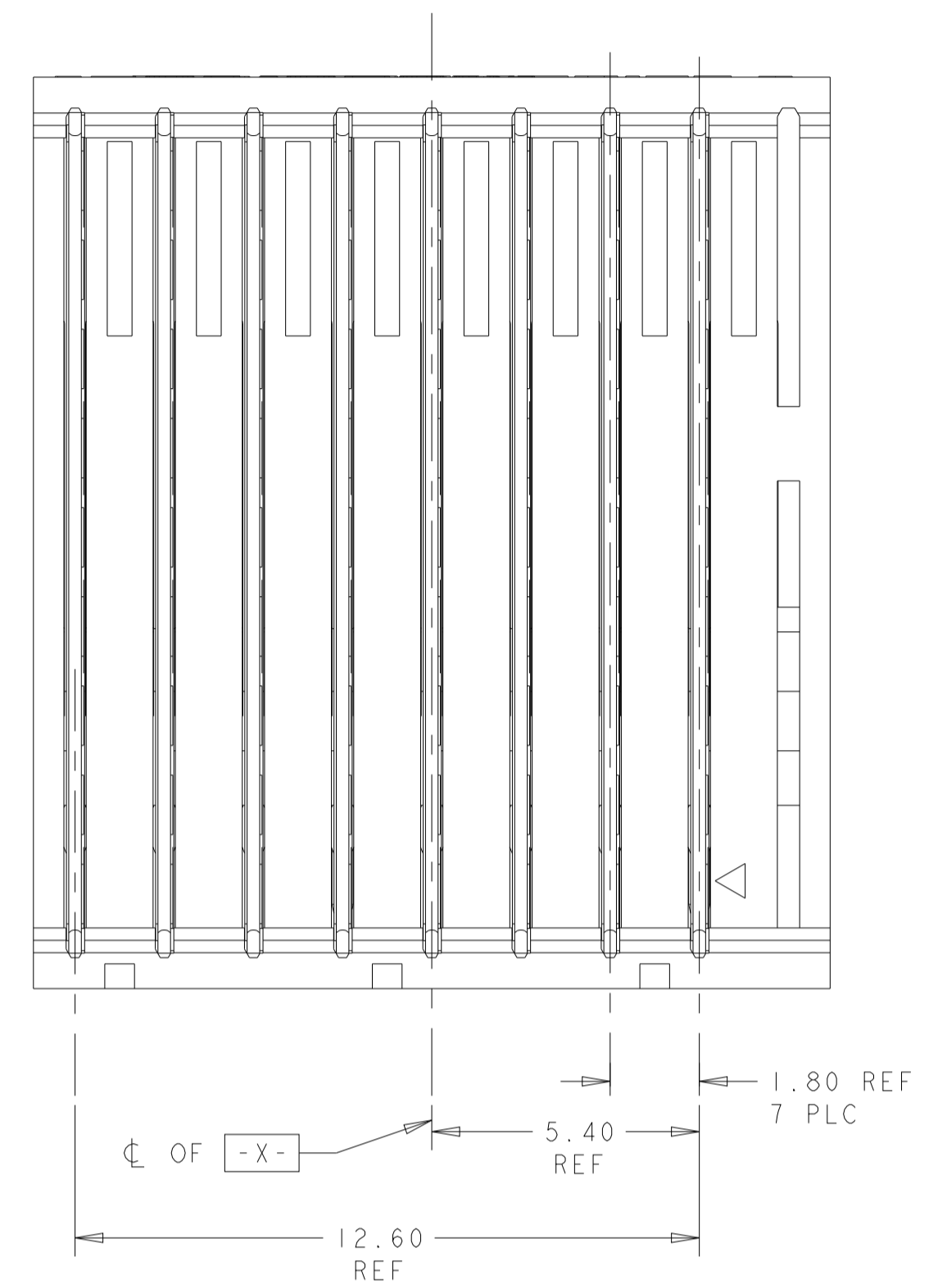


REVISIONS				
P	LTN	DESCRIPTION	DATE	APP'D
B		RELEASED PER ECO-13-004502	12MAR2013	KM DH
C		REVISED PER ECO-13-008265	15MAY2013	DB DH
D		REV PER ECO-21-003080	16OCT2021	LN DH

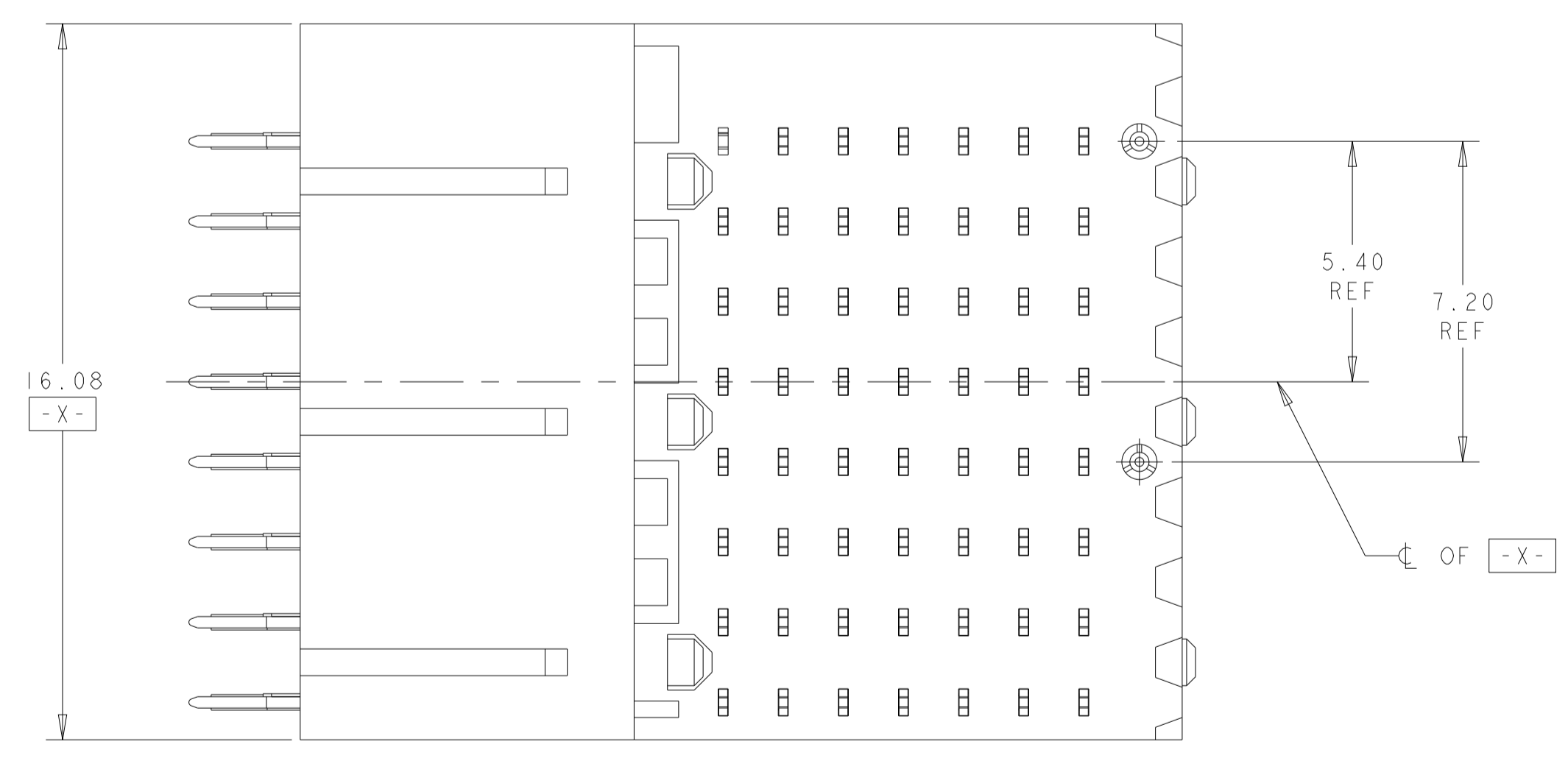
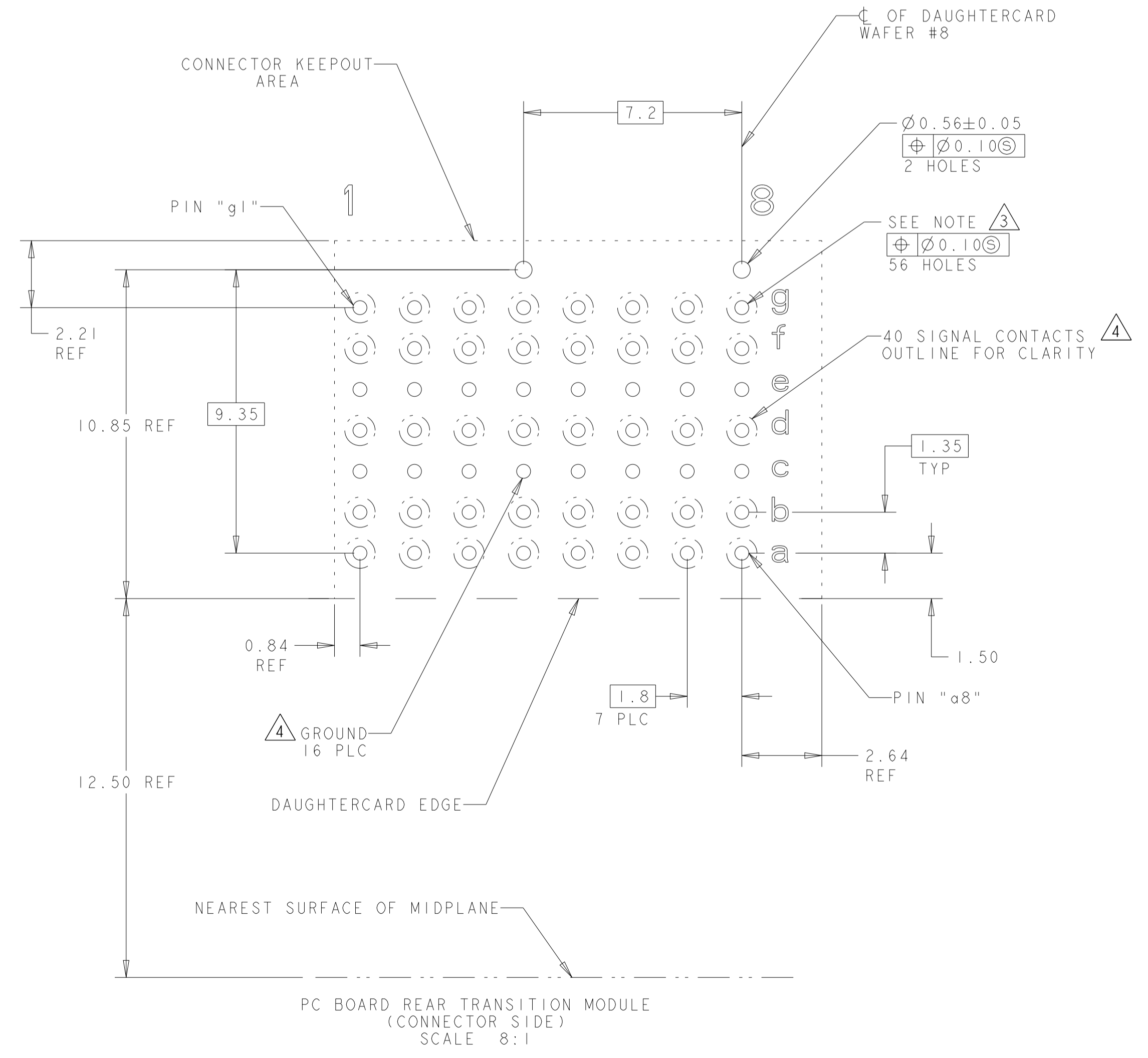


- 1 HOUSING: LCP, UL94V0, COLOR: BLACK.
CONTACT: PHOSPHOR BRONZE.
POST: BRASS WIRE
- 2 CONTACT: 1.27µm MIN GOLD IN PAD CONTACT AREA, 1.27µm MIN TIN-LEAD (93/7) ON PCB TAIL OVER 1.27µm MIN. NICKEL OVER ALL.
POST: 1.27µm MIN NICKEL PLATED.
- 3 PLATED THROUGH HOLE PER 114-13056, FIGURE 4
- 4 SEE TABLE 1 FOR INTERCONNECTIONS TO BACKPLANE CONNECTOR.
- 5 CONTACT: 1.27µm MIN GOLD IN PAD CONTACT AREA, 1.27µm MIN TIN ON PCB TAIL OVER 1.27µm MIN. NICKEL OVER ALL.
POST: 1.27µm MIN NICKEL PLATED.
- 6 CONTACT: 1.27µm MIN GOLD IN PAD CONTACT AREA, 1.27µm MIN TIN-LEAD (60/40) ON PCB TAIL OVER 1.27µm MIN. NICKEL OVER ALL.
POST: 1.27µm MIN NICKEL PLATED.

TABLE 1
INTERCONNECTIONS WITH BACKPLANE CONNECTOR 2102735-1

TYPICAL INTERCONNECTIONS FOR EACH COLUMN (WAFER): 1, 2, 3, 4, 5, 6, 7, 8		
CONTACT USAGE	DAUGHTERCARD CONNECTOR PIN	BACKPLANE CONNECTOR PIN
SIGNAL	ax	bx
SIGNAL	bx	cx
SIGNAL	dx	ex
SIGNAL	fx	gx
SIGNAL	gx	hx
GROUND	cx, ex, (ALL COMMONED)	ax, dx, fx, ix

NOTE: "x" DESIGNATES THE COLUMN NUMBER



6	2102848-3
5	2102848-2
2	2102848-1
PLATING	PART NO

THIS DRAWING IS A CONTROLLED DOCUMENT.

DIMENSIONS:	TOLERANCES UNLESS OTHERWISE SPECIFIED:	OWN: K. MILLER 29NOV2011	CHK: K. THACKSTON 12JAN2012	APVD: M. McALONIS 12SEP2012
mm	0 PLC ±0.5 1 PLC ±0.5 2 PLC ±0.13 3 PLC ±0.13 4 PLC ±0.13 5 PLC ±0.13	NAME: PLUG ASSY, 7 ROW, SE, 20.3mm, HALF LEFT END, 20.3mm, MULTIGIG RT 2-R DAUGHTERCARD CONNECTOR, VITA 46	PRODUCT SPEC: 108-2072	APPLICATION SPEC: 114-13056
MATERIAL:	FINISH: SEE TABLE	SIZE: A	CAGE CODE: 00779	DRAWING NO: 2102848
		WEIGHT: 5.41g	CUSTOMER DRAWING	RESTRICTED TO

SCALE: 8:1 SHEET 1 OF 1 REV D